



# UNIT STUDY PRO 2.0



**Deanne Crawford**  
Curriculum Consultant  
dcrawford@rainbowresource.com



Click here to watch  
Deanne demonstrate  
creating unit studies in our  
video on:  YouTube



## Questions? Just Ask...

Our friendly consultant team is here to answer your questions, M-F, 8:30-5 CT.



888.841.3456



LiveChat from [rainbowresource.com](http://rainbowresource.com)



[consultants@rainbowresource.com](mailto:consultants@rainbowresource.com)

# UNIT STUDY PRO 2.0



## What is a Unit Study?

Thematic or topical approach to teaching as opposed to the traditional individual subject approach. Integrates many subjects into a unified study including language arts, science and health, history, applied mathematics, art and music as they relate to the topic studied. Not included math curriculum and reading/phonics or English Language Arts.

## What is a Theme Based or Thematic Study?

Used interchangeably with unit study and describes the same type of study.

## What is a Topical or Conceptual Study?

Takes one specific topic within a subject and dives in deeply! Compared to the unit study, the topical or conceptual study narrows the topic. Examples of prepared topical studies include the Apologia Young Explorer's textbooks or the Gravitas Focus on Science series.

### Benefits of the Unit Study:

- Better retention
- Teaches to all learning styles
- Creates excitement for learning
- Encourages imagination, creativity, and thinking skills
- Multilevel teaching
- Cost effective
- Organization

### Negatives of the Unit Study:

- Prep Time
- Non-traditional scope and sequence
- May not meet standards
- Child Resistance
- Time

## What is a Delight Directed Study?

Children are given the freedom to follow their own curiosity and passions. Two paths:

1. **Unschooling:** A child sets the tone, the schedule, and the plan for their learning. In the strictest definition parents are hands-off.
2. **Guided learning:** Parents provide a directed, somewhat structured study into an area of interest, by offering support in choosing the best resources.

## What is Strewing?

The scattering of educational objects throughout a child's environment. Parents strategically place items that may be of interest, but there is no pressure on the child to interact with the items.



### VISUAL LEARNERS...

- Learn through seeing.
- Like written instructions and prefer to take detailed notes as they listen to lectures.
- Learn best with visual materials such as pictures, charts, videos, illustrated textbooks, and handouts.
- Like to have a quiet place to study and use colorful highlighters to mark notes and texts.



*Remember visual details with ease.*



### AUDITORY LEARNERS...

- Learn through listening.
- Like to read aloud and often like to talk to themselves or create musical jingles to help them learn new materials.
- Like to talk through a problem.
- Remember by talking out loud and they like to have things explained orally rather than through written instructions.



*Like to have music on while they study.*



### KINESTHETIC LEARNERS...

- Learn through moving.
- Likes to stand, and learns best through active, whole body movement.
- Actively participates in learning.



*Move around when talking or listening.*



### TACTILE LEARNERS...

- Learn by touching-prefer hands on activities.
- Hands on is key to learning through writing, typing, building.
- Love to share what they learn through projects.



*Carry small objects around in hands.*



## P lan Your Topic

- Ages of your children.
- Interests of children and parent.
- Family dynamics.
- Available resources and time.

Notes: \_\_\_\_\_  
\_\_\_\_\_  
\_\_\_\_\_

## R esearch Your Topic

- Internet.
- Library.
- Your bookshelves.
- Field trips.
- People resources.

Notes: \_\_\_\_\_  
\_\_\_\_\_  
\_\_\_\_\_

## O rganize Your Topic

- Select books, videos, and websites you will be using.
- Determine activities to be incorporated.
- Contact people who are knowledgeable in subject area.
- Schedule field trips.

Notes: \_\_\_\_\_  
\_\_\_\_\_  
\_\_\_\_\_



## Websites:

- Great for older teens and adults:  
[www.nationalgeographic.org/education/titanic/](http://www.nationalgeographic.org/education/titanic/)
- Nat Geo for Kids site for youngsters:  
[www.kids.nationalgeographic.com/explore/history/a-titanic-anniversary/](http://www.kids.nationalgeographic.com/explore/history/a-titanic-anniversary/)
- Online digital magazine (and free vocab and lesson plans if you create an account):  
<https://online.kidsdiscover.com/unit/titanic>
- Numerous biographies, a timeline and other great resources: [www.titanic-titanic.com](http://www.titanic-titanic.com)

## Activities:

- Learn Morse Code
- Map the route of the Titanic
- Study the parts of a ship
- Study ship speed
- Study icebergs and glaciers
- Study hypothermia
- Create a timeline
- Study the culture & styles of clothes of 1912

## Videos:

- Resources from Netflix, Amazon Prime and the Library
- Movies:
  - Titanic (1997) from James Cameron
  - Titanic (1953) with Barbara Stanwyck and Robert Wagner
  - A Night to Remember (1958)
- Documentaries on History Channel, National Geographic and You-Tube®

## Topic:

# Titanic



## Field Trips:

- Titanic Branson or Titanic Pigeon Forge
- <https://titanicbranson.com/education-guide>
- <https://titanicpigeonforge.com/education-guide>
- Ocean or waterfront
- U.S. Coast Guard

## Books:

Topics to focus on:

- Titanic
- Icebergs/Glaciars
- Ships
- Morse Code
- Biographies of passengers & crew members

## People Resources:

- You-Tube® interviews: Molly Brown, Eva Hart, Millvina Dean, Violet Jessup and Frank Prentice
- You Tube® video: "Titanic Survivors - Eye Opening Stories from Real Survivors" by T&H - Inspiration & Motivation.
- U.S. Coast Guard or Navy personnel


# UNIT STUDY

# PRO 2.0



TOPIC

SAMPLE



## Titanic

(Topic or Theme)

### Spelling/Vocabulary:

- Glacier
- Nautical terms
- Hypothermia terms

### Penmanship:

- Copywork: quotes from books, Bible verses

### Writing:

- Titanic notebook:
- Research projects
  - Be a newspaper reporter and report on Titanic disaster
  - Compare/contrast Titanic movies with real story

### Literature/Reading Comprehension:

- Book reports
- Narration/dictation

### Music/Art:

- Study life of band leader: Wallace Hartley
- Draw Titanic ship and label

### P.E.:

- Row boat/canoe one knot per hour
- Energy: move to increase body temp & battle hypothermia
- Water safety/swim classes

### History/Geography/Social Studies:

- Timeline
- Map activities
- Biographies of those on board (Archibald Butt, Isidor Straus, Captain Edward J. Smith)
- Learn Morse Code
- Study clothes and culture of the time

### Science:

- Hypothermia
- Glaciers
- Salt water vs. fresh water

### Math:

- Calculate Titanic's speed: convert knots to MPH
- Number of life boats compared to number of people
- Calculate number of life boats necessary for all to survive
- Introduce statistics

### Bible/Character Lessons:

- Leadership and responsibility
- Pride
- Scripture:
  - Job 37:10
  - John 15:13
  - Song of Solomon 8:7

# UNIT STUDY

# PRO



# 2.0

# TOOLS

Websites:

Activities:

Videos:

Field Trips:

Topic:

Books:

People Resources:

# UNIT STUDY

# PRO



# 2.0

# TOPIC

(Topic or Theme)

Spelling/Vocabulary:

History/Geography/Social Studies:

Penmanship:

Science:

Writing:

Math:

Literature/Reading Comprehension:

Bible/Character Lessons:

P.E.: