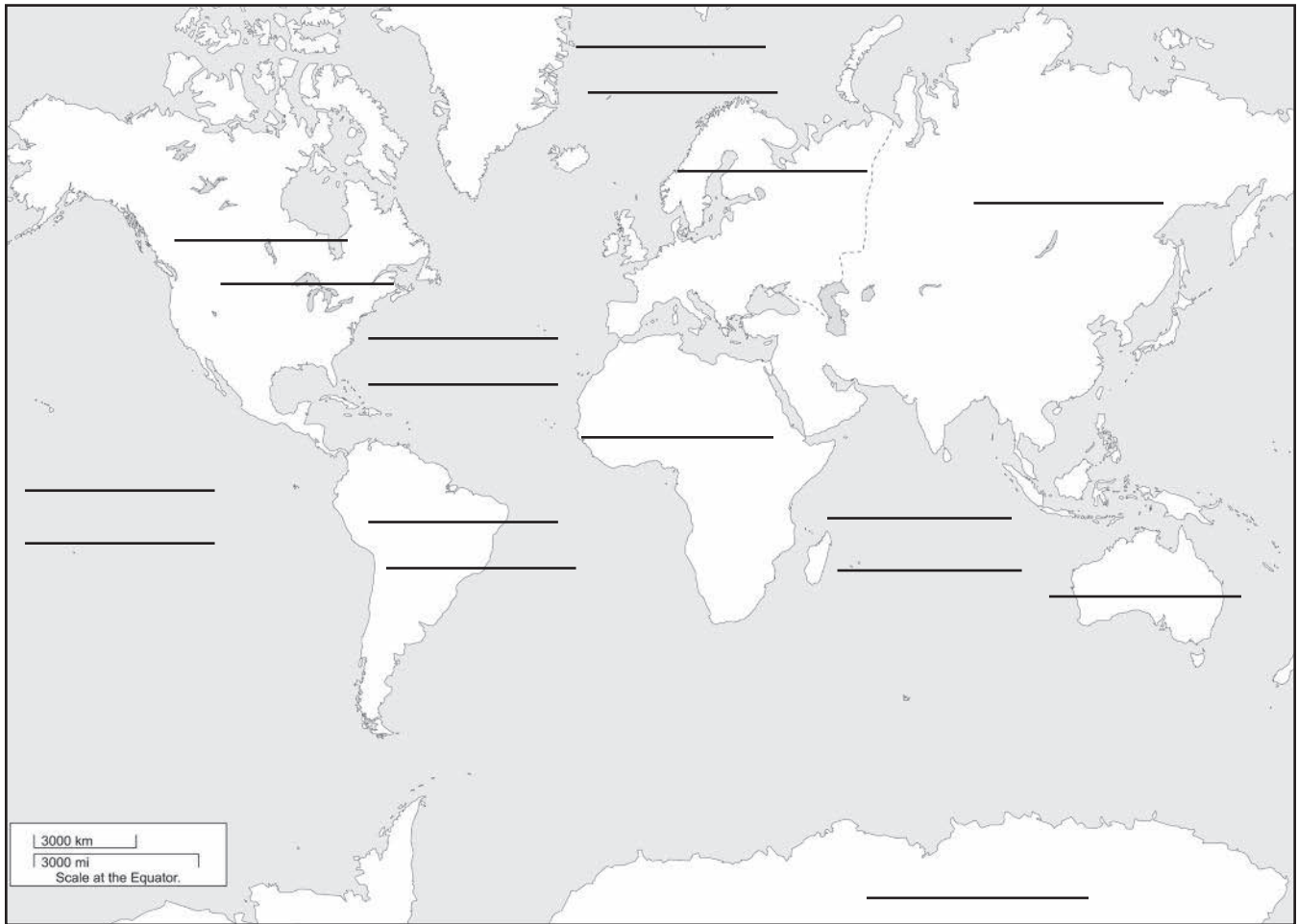


- Color the continent where you live yellow.
- Color the other continents, making each a different color.



Lesson 3

God's Earth Supplies Our Needs

STUDY

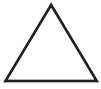
desert (dez' ert) – A place that is too dry for growing crops.

erosion (i rō' zhən) – The carrying away of soil by wind or water.

humus (hyü' mäs) – A part of the soil that comes from dead plants and animals.

natural resources (na' chə rəl rē' sör səz) – Supplies God places on His earth for our needs. Water, soil, and ores are natural resources.

topsoil – The top layer of soil where most plants grow.



Say these words to someone.

When you have finished this lesson, you should be able to tell about some natural resources.



Read pages 9-11 in your textbook.

Use study words to complete these sentences.

1. God created _____ for man to use.
2. Dead material from plants and animals is called _____ .
3. Crops grow best in _____ .
4. Wind and water moving away good topsoil is called _____ .
5. A place that is too dry to grow crops is called a _____ .



Answer the questions.

6. What is one of the earth's most valuable resources?
7. What can farmers do to prevent erosion?

We Remember



Complete the sentences.

8. Islands have _____ all around them.
9. _____ are larger than seas.

10. _____ are the largest bodies of land on God’s earth.



Write *O* for *ocean* and *C* for *continent*.

- | | | | | | | | | |
|--------|--------------------------|---------------|----|--------------------------|------------|----|--------------------------|----------|
| 11. a. | <input type="checkbox"/> | Africa | e. | <input type="checkbox"/> | Indian | i. | <input type="checkbox"/> | Asia |
| b. | <input type="checkbox"/> | South America | f. | <input type="checkbox"/> | Australia | j. | <input type="checkbox"/> | Atlantic |
| c. | <input type="checkbox"/> | Pacific | g. | <input type="checkbox"/> | Arctic | k. | <input type="checkbox"/> | Europe |
| d. | <input type="checkbox"/> | North America | h. | <input type="checkbox"/> | Antarctica | | | |

Lesson 4

A Steward and His Resources

STUDY

metal – A material such as iron, gold, silver, copper, lead, and tin.

mine – A large hole dug in the earth to take out coal and other natural resources.

ores – Rocks, sand, or dirt that have some metals in them.

sap – A sticky juice from trees. Rubber, tar, and paint are made from sap.

steel – A strong metal made from iron.

steward (stü’ ərd) – A person who takes care of things that belong to another person.

stewardship (stü’ ərd ship) – The care a steward gives to the things he is keeping for another person.



Say these words to someone.

When you have finished this lesson, you should be able to tell about some natural resources and how to be a good steward.



Read pages 12-15 in your textbook. Do these activities.

1. These natural resources come from under the ground. Draw a line from the resource to its use.

Natural Resource

Used to Make

rocks of different colors•

•gasoline

iron•

•pennies, wire

copper•

•steel for bridges

sticky, black oil•

•blocks for buildings

2. Paint is not a natural resource because it is made by man. We say that paint is man-made. Men use natural resources to make things we need. Underline the man-made things. Circle the natural resources.

sap

paint

furniture

rubber

water

air

cloth

paper

wood

cars


3. Write **steward**, **ores**, and **mine**.

The men heated the _____ to get the metals out of them.


Grandfather used to work in a coal _____ .

I am a _____ of God's earth.

4. Write **good** or **poor** under each to tell what kind of stewardship it shows.







We Remember



Match.

- | | | | |
|-----|--------------------------|----------------|-------------------|
| 5. | <input type="checkbox"/> | cause erosion | a. ocean |
| 6. | <input type="checkbox"/> | Indian | b. continent |
| 7. | <input type="checkbox"/> | top of earth | c. wind and water |
| 8. | <input type="checkbox"/> | Australia | d. dead material |
| 9. | <input type="checkbox"/> | humus | e. poles |
| 10. | <input type="checkbox"/> | earth spins on | f. North Pole |



Show your teacher these places on a globe.



- | | | | | |
|-----|--------------------------|---------------------------|--------------------------|-------------------|
| 11. | <input type="checkbox"/> | The seven continents | <input type="checkbox"/> | North Pole |
| | <input type="checkbox"/> | The continent you live on | <input type="checkbox"/> | South Pole |
| | <input type="checkbox"/> | The four oceans | <input type="checkbox"/> | Mediterranean Sea |

Lesson 5

Quiz 1

Are you ready for the quiz?

- Do you know the study words?
- Do you know the seven continents and four oceans?
- Do you know what natural resources are and how to be a good steward of them?
- Do you know the name of the largest sea?



When you are ready, ask your teacher for Quiz 1.

SECTION 2

Living Together

Lesson 6

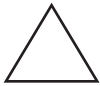
Living Together

STUDY

community (kə myü' nə tē) – A group of people living together.

family – A father and mother with their children. God made the family to be the most important and the smallest community in the world.

family worship – A family meeting to honor God by singing, reading the Bible, and praying together.



Say these words to someone.

When you have finished this lesson, you should be able to tell about the most important community, the family.



Read from page 17 to the top of page 21 in your textbook. Match.


- | | | |
|-----------------------------|---|-----------|
| 1. <input type="checkbox"/> | submits to the husband | a. father |
| 2. <input type="checkbox"/> | plans things that show love; leads the family | b. mother |
| 3. <input type="checkbox"/> | everyone in the family must obey Him | c. child |
| 4. <input type="checkbox"/> | obeys parents | d. God |




Answer these questions.

5. Who lived in the first community?

6. What is the most important community in the world?

 Fill in this family tree with the names of your ancestors. Write the dates of their lives. (For example, 1876 to 1946.)

★ 7.



 Read Deuteronomy 6:6, 7. List four times when parents should talk to their children about God.

8. _____

Lesson 7

God and Large Communities

STUDY

government (gəv' ərn mənt) – The job of ruling a community or nation; a government must have leaders and laws.

laws – Rules for people in a community to obey.

mayor – (mā' ər) – The head of a city or town.

ordinance – (örd' nəns) – An order given by someone who has a right to set up laws.

policemen – Men in government who make sure people obey laws.

respect – Honor and obedience to someone who has the right to rule; to be kind and courteous to others.

rural (rü' rəl) **community** – A community where people do not usually live very close together; communities in the country are rural communities.

urban (ər' bən) **community** – A community where people live close together; towns and cities are urban communities.



Say these words to someone.

When you have finished this lesson you should be able to tell the main difference between a rural and an urban community.

You will know why you should obey community laws.



Read pages 21-25 in your textbook. Write *R* if the words tell about a *rural community* or *U* if they tell about an *urban community*.

1. towns

2. homes close together

3. farms

5. in the country

4. cities

6. homes not close together



Circle *T* for *true* or *F* for *false*.

- 7. **T** **F** Showing respect to a policeman is part of God’s plan.
- 8. **T** **F** When government leaders make laws against worshipping and obeying God, we must obey the government instead of God.
- 9. **T** **F** We do not have to obey the speed limit.
- 10. **T** **F** When we disobey community laws, we are really disobeying God.

We Remember



Answer the questions.

- 11. Who obeys parents? _____

- 12. How many oceans does God’s earth have? _____

- 13. Where do crops grow best? _____

- 14. What is a model of the earth called? _____

- 15. What is the world’s smallest community? _____

Lesson 8 Good and Evil

STUDY

witness (wit’ nəs) – A person who tells others what he knows to be true.



Say this word to someone.