

Fix It!TM Grammar

Town Mouse and
Country Mouse

TEACHER'S MANUAL
LEVEL 2

Pamela White

Fourth Edition, January 2022

Institute for Excellence in Writing, L.L.C.

These are Sample Pages for preview only. Copyrighted Material.

**The purchase of this book allows its owner access to e-audio resource talks by Andrew Pudewa.
See blue page for details and download instructions.**

Copyright Policy

Fix It! Grammar: Town Mouse and Country Mouse, Teacher's Manual Level 2
Fourth Edition, January 2022
Copyright © 2022 Institute for Excellence in Writing

ISBN 978-1-62341-360-6

Our duplicating/copying policy for *Fix It! Grammar: Town Mouse and Country Mouse*, Teacher's Manual Level 2:

All rights reserved.

No part of this book may be reproduced, stored in a retrieval system, or transmitted in any form or by any means, electronic, mechanical, photocopying, recording, or otherwise, without the prior written permission of the publisher, except as provided by U.S.A. copyright law and the specific policy below:

Home use: Because this Teacher's Manual may not be reproduced, each teacher must purchase his or her own copy.

Small group or co-op classes: Because this Teacher's Manual may not be reproduced, each teacher must purchase his or her own copy.

Classroom teachers: Because this Teacher's Manual may not be reproduced, each teacher must purchase his or her own copy.

Library use: This Teacher's Manual may be checked out of a lending library provided patrons agree not to make copies.

Additional copies of this Teacher's Manual may be purchased from IEW.com/FIX-L2-T

Institute for Excellence in Writing (IEW®)
8799 N. 387 Road
Locust Grove, OK 74352
800.856.5815
info@IEW.com
IEW.com

Printed in the United States of America

IEW® and Structure and Style® are registered trademarks of the Institute for Excellence in Writing, L.L.C.

Fix It!™ is a trademark of the Institute for Excellence in Writing, L.L.C.

Instructions

The list below shows the components to each *Fix It! Grammar* weekly exercise.

Although **Mark It** is listed before **Fix It**, the student may choose to **Fix It** first and then **Mark It**. This is acceptable because the *Fix It! Grammar* exercises are like a word puzzle. The goal is to complete the lists at the top of the student page for each passage.

Students should discuss their work with the teacher after working through each daily passage. However, older students may work with their teacher on a weekly basis. Students should actively be involved in comparing their work with the Teacher's Manual. The repetition of finding and fixing their own mistakes allows them to recognize and avoid those mistakes in the future.

Fix It! Grammar should be treated as a game. Keep it fun!

Learn It! On the first day of the new Week, read through the Learn It section. Each Learn It covers a concept that the student will practice in future passages. Instructions for marking and fixing passages are included in each Learn It.

Read It! Read the day's passage.
Look up the bolded vocabulary word in a dictionary and pick the definition that fits the context of the story. Maintain a list of vocabulary words and their definitions.
The vocabulary definitions are printed in the Teacher's Manual.

Mark It! Mark the passage using the guide at the top of the daily practice page.

Fix It! Correct the passage using the guide at the top of the daily practice page. The Teacher's Manual includes detailed explanations for grammar concepts and punctuation in each daily passage.

Rewrite It! After marking, correcting, and discussing the passage with the teacher, copy the corrected passage on the lines provided or into a separate notebook.


- Copy the corrected story, not the editing marks.
- Indent and use capital letters properly.
- Copy the corrected punctuation.


Appendix I Complete Story Familiarize yourself with the story that you will be editing by reading the complete story found in Appendix I.

Appendix II Collection Pages Look for strong verbs, quality adjectives, and -ly adverbs in this book and write them on the collection pages in Appendix II.

Appendix III Grammar Glossary Reference the Grammar Glossary found in Appendix III of the Teacher's Manual for more information about the concepts taught in the *Fix It! Grammar* series.

Editing Marks

 indent

 insert


 delete

 capitalize

 lowercase

 reverse order

 add a space

 close the space

Helpful Hints

Use different colors for **Mark It** and **Fix It**.

When you complete the book, remove the daily passages.

Use the remaining **Learn It** pages as a quick grammar reference.

Additional Resource

Fix It! Grammar Cards are an optional product that will enhance the *Fix It! Grammar* learning experience.

Fix It! Grammar Cards

Thirty full color grammar cards highlight key *Fix It! Grammar* concepts for quick and easy reference.

For a more relaxed and entertaining way to drill and review grammar concepts learned, instructions for a download of multiple game ideas are included in the card pack.

Fix It! Grammar Cards are beautifully designed and come in a sturdy card box for easy storage.

IEW.com/FIX-GC



On the chart below *Fix It! Grammar Cards* are listed in the order that the information is taught in this book. Some cards are not introduced until future books.

WEEK	<i>Fix It! Grammar Cards for Town Mouse and Country Mouse Level 2</i>
1	Editing Marks, Capitalization, Title, Indentation, Noun
2	Pronoun
3	Preposition
4	Subject-Verb Pair, Verb, Linking Verb, Helping Verb
5	Conjunction, Coordinating Conjunction, Dependent Clause
6	Adjective
7	Interjection, Quotation
8	Number Words and Numerals
9	Adverb
10	Apostrophes
13	www Word
17	Sentence Openers
18	Prepositional Phrase
20	#3 -ly Adverb Opener
Not Used	Run-On, Clause, Indefinite Pronoun, #4 -ing Opener, Commas with Adjectives before a Noun, Comparative and Superlative Adjectives and Adverbs

Scope and Sequence

Week numbers indicate when a concept is introduced or specifically reinforced in a lesson. Once introduced the concept is practiced throughout the book.

Week	1	2	3	4	5	6	7	8	9	10	11	12	13	14	15	16	17	18	19	20	21	22	23	24	25	26	27	28	29	30
------	---	---	---	---	---	---	---	---	---	----	----	----	----	----	----	----	----	----	----	----	----	----	----	----	----	----	----	----	----	----

Parts of Speech

Noun	1																																
subject noun				4																													
noun of direct address										12																							
plural noun															16																		
Pronoun	2																																
subject pronoun				4																													
Preposition		3								11				15		18																	29
Verb																																	
action verb				4																		19											
linking verb				4					9													19											
helping verb				4																		19											
Coordinating Conjunction					5																			23									
Adjective						6			9																								28
article adj	1																																
possessive adj						6									16																		
adj after linking verb									9																								
Interjection							7																										
Adverb									9		12																						28

Capitalization

First Word of Sentence	1																																
Proper Noun	1																																
Personal Pronoun I		2																															
Calendar			3																														
Interjection								7																									
Quotation Marks								7																									
Proper Adjective									9																								

Punctuation

End Marks																																	
period	1																																
question mark		2																															
exclamation mark			3																														
quotation marks								7																									
Commas																																	
a and b					5	6																											

Week	1	2	3	4	5	6	7	8	9	10	11	12	13	14	15	16	17	18	19	20	21	22	23	24	25	26	27	28	29	30
------	---	---	---	---	---	---	---	---	---	----	----	----	----	----	----	----	----	----	----	----	----	----	----	----	----	----	----	----	----	----

Commas, cont.

a, b, and c					5	6		8																							
who/which clause					5																										
that clause										10																					
noun of direct address												12																			
adverb clause													13																		
#2 prepositional opener																		18													
#3 -ly adverb opener																					20										
Quotation Marks							7					12												24							
Apostrophes																															
contraction											10																			27	
possessive adj																16															

Clauses

Who/Which Clause					5									14																	
That Clause									10				14																		
Adverb Clause												13	14	15													26				

Homophones

To/Two/Too					6																										
Its/It's							7																								
Your/You're													12																		
There/Their/They're													13																		

Other Concepts

Indentation	1																														
Numbers								8																							
Subject-Verb Pairs				4																											

Stylistic Techniques

Strong Verb				4																			22								
Who/Which Clause					5								14																		
Quality Adjective						6																		22							
-ly Adverb									9			12													22						
Adverb Clause													13	14	15																
#1 Subject Opener																	17							21							
#2 Prepositional Opener																		18						21				25			
#3 -ly Adverb Opener																									20	21				25	

Vocabulary

1	assorted overflowed adventure wicker	2	master orchard produce certain	3	snuck drowsy stifled approached	4	crept abruptly jolted tumbled	5	located eager trembled rumbled	6	noisily terrified prized dismayed
7	sturdy fetch naturally fled	8	shattered newcomer recalled lengthy	9	rumple invited elegant unfamiliar	10	recognized jittery hastily scurried	11	gasped discovered shrilly calmly	12	nervous suggested comfortable reluctantly
13	prodded ghastly offered boasted	14	digest disturbed pestered wandered	15	signaled longed confessed remarked	16	explained considered burrow wiggly	17	rarely troublesome avoided disappointed	18	apologized miserable advised cried
19	sympathetically patiently glorious refreshing	20	transported pleasant spot brilliant	21	dazzling fragrant nearly lazily	22	strolled odd exclaimed consume	23	complained ducked unusual monstrous	24	casually perfectly peculiar suspiciously
25	prompted journey declared unfortunately	26	horrendous plopped raced stuffing	27	busily collected imagined slumber	28	enormous privately savory incredibly	29	arranged intended risky protested	30	boldly provide suits prefer

Sample

Contents

Weekly Lessons

Week 1	1	Week 16	91
Week 2	7	Week 17	97
Week 3	13	Week 18	103
Week 4	19	Week 19	109
Week 5	25	Week 20	115
Week 6	31	Week 21	121
Week 7	37	Week 22	127
Week 8	43	Week 23	133
Week 9	49	Week 24	139
Week 10	55	Week 25	145
Week 11	61	Week 26	151
Week 12	67	Week 27	157
Week 13	73	Week 28	163
Week 14	79	Week 29	169
Week 15	85	Week 30	175

Appendices

Appendix I: Complete Story	
Town Mouse and Country Mouse	185
Appendix II: Collection Pages	
-ly Adverb	191
Strong Verb	193
Quality Adjective	195
Appendix III: Grammar Glossary	

Sample

Learn It!

Every word belongs to a word group—a part of speech. There are eight parts of speech. The first part of speech that you will learn is the noun.

Noun

A **noun** names a person, place, thing, or idea.

To determine if a word is a noun, test it:

Can an article adjective (a, an, the) come before it?
Is it countable?

Find It! Read the sentence and look for the words that name people, places, things, and ideas.

Mark It! Write *n* above each noun as shown below.

n *n* *n*
Timmy hid behind vegetables in the garden.

Article Adjective

The **article adjectives** are *a*, *an*, *the*.

A noun follows an article adjective. Sometimes adjectives (describing words) come between the article and its noun, as in *the busy mouse*.

Mark It! Write *ar* above each article.

ar *ar* *ar*
A gray mouse hid behind an eggplant in the garden.

For more information about nouns, see page G-5.

Noun Tests:

the _____

two _____

A noun does not always have an article adjective before it. However, if there is an article adjective, a noun will follow it.

For more information about article adjectives, see page G-14.

Ask students to identify the noun that follows each article.

mouse

eggplant

garden

Capitalization

Capitalize the first word of a sentence.

Capitalize proper nouns.

The word *girl* is a common noun, but *Jenny* is a proper noun.
The word *country* is a common noun, but *England* is a proper noun.

Fix It! Place three short lines below letters that should be capitalized.

the country mouse named timmy lived in england.

End Mark

Use a period at the end of a statement.

Fix It! Place a period at the end of each sentence.

Timmy loved his home.

Indentation

Notice that some sentences are indented. An indented sentence means that the sentence begins a new paragraph.

For more information about indentation, see page G-31.

In fiction (stories), there are four reasons to start a new paragraph:

- new speaker,
- new topic,
- new place,
- new time.

Read It!	Mark It!	Fix It!
johnny, the town mouse, was born in a kitchen cupboard filled with assorted tins of spices	2 articles (ar) 5 nouns (n)	1 capital 1 end mark

assorted
various sizes, shapes, and kinds

n *ar* *n* *ar*
johnny, the town mouse, was born in a kitchen
n *n* *n*
 cupboard filled with **assorted** tins of spices.

- Capitalization **Johnny** proper noun; first word of the sentence
- End Marks Use a period at the end of a statement.
- Note In this sentence *town* and *kitchen* are not nouns. They are adjectives.

Rewrite It! Johnny, the town mouse, was born in a kitchen cupboard filled with assorted tins of spices.

Read It!

Mark It!

Fix It!

Day 2

timmy, the country mouse, was born in a garden.
it **overflowed** with vegetables

2 articles (ar)
4 nouns (n)

2 capitals
1 end mark

overflowed

filled with a huge quantity

n *ar* *n* *ar* *n*
 timmy, the country mouse, was born in a garden.

n
 it overflowed with vegetables.

Capitalization **Timmy** proper noun; first word of the sentence
It first word of the sentence

End Marks Use a period at the end of a statement.

Note In this sentence *country* is not a noun. It is an adjective.

Rewrite It! Timmy, the country mouse, was born in a garden. It overflowed with vegetables.

Read It!

the two mice lived a long way from each other.
 an **adventure** brought them together

Mark It!

3 articles (ar)
 3 nouns (n)

Fix It!

2 capitals
 1 end mark

Day 3

adventure

exciting experience

ar *n* *ar* *n*
 the two mice lived a long way from each other.

ar *n*
 an **adventure** brought them together.

Capitalization **The; An** first word of the sentence

End Marks Use a period at the end of a statement.

Rewrite It! The two mice lived a long way from each other. An adventure brought them together.

Read It!	Mark It!	Fix It!
it all started when timmy traveled to town by mistake in a wicker basket	1 article (ar) 4 nouns (n)	2 capitals 1 end mark

wicker
made of thin twigs woven together

it all started when timmy traveled to town
by mistake in a **wicker** basket.

Capitalization	It first word of the sentence Timmy proper noun
End Marks	Use a period at the end of a statement.

Rewrite It! It all started when Timmy traveled to town by mistake in a wicker basket.

Learn It!

Pronoun

A **pronoun** replaces a noun in order to avoid repetition. It refers back to some person or thing recently mentioned and takes the place of that person or thing.

There are many types of pronouns. The personal pronouns take the place of common and proper nouns. The personal pronouns in the table below are organized by number, person, and function.

Number means one (singular) or more than one (plural).

Person means who is speaking (1st), spoken to (2nd), or spoken about (3rd).

Function means the job a word is doing in the sentence.

2 numbers	3 persons	These pronouns can function as the subject of a sentence.	These pronouns can function as the object of a preposition.	These possessive pronouns function as adjectives.	These possessive pronouns do not function as adjectives.
singular	1st	I	me	my	mine
	2nd	you	you	your	yours
	3rd	he, she, it	him, her, it	his, her, its	his, hers, its
plural	1st	we	us	our	ours
	2nd	you	you	your	yours
	3rd	they	them	their	theirs

Mark It! Write *pr* above each pronoun.

Timmy traveled to town. ^{*pr*} It was busy with many people.

^{*pr*} He was scared of ^{*pr*} them and ^{*pr*} their noise.

Without pronouns to replace the nouns, this passage sounds strange.

Timmy traveled to town. The town was busy with many people.
Timmy was scared of the people and the people's noise.

For more information about pronouns, see page G-6.

The noun the pronoun replaces is called the antecedent.

Ask students to identify the nouns that the pronouns replace.

It replaces *town*

He replaces *Timmy*

them replaces *people*

their replaces *people's*

Week 6 students will learn a possessive pronoun like *their* replaces a possessive noun like *people's*. Both function as adjectives.

Capitalization

Capitalize the personal pronoun *I*.

Fix It! Place three short lines below the personal pronoun *I*.

When the basket opened, *i* jumped out.

End Mark

Use a question mark at the end of a question.

Fix It! Place a question mark at the end of each question.

Did Johnny live in a fancy house?

Read It!

the basket belonged to a **master** gardener,
who lived in northern england. what did he grow

Mark It!

2 articles (ar)
3 nouns (n)
1 pronoun (pr)

Fix It!

3 capitals
1 end mark

Day 1

master

skilled; experienced

ar *n* *ar* *n*
 the basket belonged to a **master** gardener,
 who lived in northern *n* england. *pr* what did he grow?

Capitalization	The; What first word of the sentence England proper noun
End Marks	Use a question mark at the end of a question.
Pronoun	he replaces <i>master gardener</i>
Note	In this sentence <i>master</i> is not a noun. It is an adjective.

Rewrite It! The basket belonged to a master gardener, who lived in northern England.
What did he grow?

Read It!

he grew vegetables in his garden and fruit
in his **orchard**

Mark It!

4 nouns (n)
3 pronouns (pr)

Fix It!

1 capital
1 end mark

Day 2

orchard

land devoted to growing fruit or nut trees

pr *n* *pr* *n* *n*
he grew vegetables in his garden and fruit
pr *n*
 in his **orchard**.

Capitalization **He** first word of the sentence

End Marks Use a period at the end of a statement.

Pronoun **He** replaces master gardener
his; his replace master gardener's

Week 6 students will learn that a possessive pronoun like *his* is a pronoun that functions as an adjective.

Rewrite It! He grew vegetables in his garden and fruit in his orchard.

Read It!

each week he filled a basket with fresh **produce**.
then he set it by the gate

Mark It!

2 articles (ar)
4 nouns (n)
3 pronouns (pr)

Fix It!

2 capitals
1 end mark

Day 3

produce

vegetables and fruits that are grown
or produced to be sold

n *pr* *ar* *n* *n*
each week he filled a basket with fresh **produce**.

pr *pr* *ar* *n*
then he set it by the gate.

- Capitalization **Each; Then** first word of the sentence
- End Marks Use a period at the end of a statement.
- Pronoun **he; he** replace *master gardener*
it replaces *basket*

Rewrite It! Each week he filled a basket with fresh produce. Then he set it by the gate.

Read It!

on **certain** days a carrier came. he took the wicker basket to town on a cart

Mark It!

3 articles (ar)
5 nouns (n)
1 pronoun (pr)

Fix It!

2 capitals
1 end mark

Day 4

certain

agreed upon; fixed

on ⁿ **certain** ^{ar} days ⁿ a ^{pr} carrier ^{ar} came. he took the wicker basket to town on a cart.

- Capitalization **On; He** first word of the sentence
- End Marks Use a period at the end of a statement.
- Pronoun **He** replaces *carrier*

Rewrite It! On certain days a carrier came. He took the wicker basket to town on a cart.

Learn It!

Preposition

A **preposition** starts a phrase that shows the relationship between a noun or pronoun and another word in the sentence.

A prepositional phrase always begins with a preposition and ends with a noun or pronoun. The phrase may have adjectives in between but never a verb.

The noun or pronoun that ends the prepositional phrase is called the object of the preposition. When the object of the preposition is a pronoun, it will be one of the objective case pronouns: *me, you, him, her, it, us, you, them*.

Memorize It! preposition + noun (no verb)

Find It! Use the list below to find the prepositions in the sentence. Once you find a preposition, ask “What?” to identify the noun or pronoun that ends the prepositional phrase.

Mark It! Underline each prepositional phrase. Start the line under the preposition and end with the noun.

Near the garden Timmy climbed into a large basket that was filled with vegetables.

For more information about prepositions, see page G-8.

Ask students to identify the prepositional phrase and explain how it follows the pattern.

near what? **garden**
Near the garden starts with a preposition (near) and ends with a noun (garden). It has an article in between but no verb.

into what? **basket**
into a large basket starts with a preposition (into) and ends with a noun (basket). It has an article and an adjective in between but no verb.

with what? **vegetables**
with vegetables starts with a preposition (with) and ends with a noun (vegetables).

Prepositions List

aboard	around	between	in	opposite	toward
about	as	beyond	inside	out	under
above	at	by	instead of	outside	underneath
according to	because of	concerning	into	over	unlike
across	before	despite	like	past	until
after	behind	down	minus	regarding	unto
against	below	during	near	since	up, upon
along	beneath	except	of	through	with
amid	beside	for	off	throughout	within
among	besides	from	on, onto	to	without

When *to* is followed by a verb, as in *to finish*, it is called an infinitive. It does not fit the prepositional phrase pattern because *finish* is not a noun or pronoun. Do not mark infinitives as prepositional phrases.

Capitalization

Capitalize days of the week and months of the year.

Do not capitalize seasons: spring, summer, fall, winter.

Fix It! Place three short lines below letters that should be capitalized.

On a wednesday that summer in june, Timmy ate peas.

End Mark

Use an exclamation mark at the end of a sentence that expresses strong emotion.

Fix It! Place an exclamation mark at the end of each exclamatory sentence.

Timmy was starving!

Read It!	Mark It!	Fix It!	Day 1
early one monday in april, timmy snuck into the garden. the peas looked delicious	2 articles (ar) 5 nouns (n) 2 <u>prepositional phrases</u>	5 capitals 1 end mark	

snuck
moved quietly and secretly

n
n
n
early one monday in april, timmy **snuck**
ar
n
ar
n
into the garden. the peas looked delicious!

Capitalization	Early; The first word of the sentence Monday; April; Timmy proper noun
End Marks	Use an exclamation mark at the end of a sentence that expresses strong emotion.

Rewrite It! Early one Monday in April, Timmy snuck into the garden.
The peas looked delicious!

Read It!

there he sat with his mouth stuffed full of spring peas.
the large meal made him **drowsy**

drowsy
sleepy

Mark It!

1 article (ar)
3 nouns (n)
3 pronouns (pr)
2 prepositional phrases

Fix It!

2 capitals
1 end mark

Day 2

^{pr} ^{pr} ⁿ ⁿ
 there he sat with his mouth stuffed full of spring peas.
_≡

^{ar} ⁿ ^{pr} **drowsy**.
 the large meal made him **drowsy**.
_≡

Capitalization	There; The first word of the sentence
End Marks	Use a period at the end of a statement.
Pronoun	he; him replace <i>Timmy</i> his replaces <i>Timmy's</i>
Note	Week 6 students will learn that a possessive pronoun like <i>his</i> is a pronoun that functions as an adjective. In this sentence <i>spring</i> is not a noun. It is an adjective.

Rewrite It! There he sat with his mouth stuffed full of spring peas. The large meal made him drowsy.

Read It!

timmy stretched his paws and **stifled** a yawn.
where could he take a nap

Mark It!

2 articles (ar)
4 nouns (n)
2 pronouns (pr)

Fix It!

2 capitals
1 end mark

Day 3

stifled

withheld; kept from making

n *pr* *n* *ar* *n*
 timmy stretched his paws and **stifled** a yawn.
 where could he take a nap?

Capitalization	Timmy proper noun; first word of the sentence Where first word of the sentence
End Marks	Use a question mark at the end of a question.
Pronoun	his replaces <i>Timmy's</i> he replaces <i>Timmy</i>
Note	Week 6 students will learn that a possessive pronoun like <i>his</i> is a pronoun that functions as an adjective.

Rewrite It! Timmy stretched his paws and stifled a yawn. Where could he take a nap?

Read It!

timmy noticed a basket beside the gate. he **approached** it without a sound

approached
came near

Mark It!

- 3 articles (ar)
- 4 nouns (n)
- 2 pronouns (pr)
- 2 prepositional phrases

Fix It!

- 2 capitals
- 1 end mark

Day 4

n *ar* *n* *ar* *n* *pr*
timmy noticed a basket beside the gate. he **approached**
pr *ar* *n*
it without a sound.

Capitalization	Timmy proper noun; first word of the sentence He first word of the sentence
End Marks	Use a period at the end of a statement.
Pronoun	He replaces <i>Timmy</i> it replaces <i>basket</i>

Rewrite It! Timmy noticed a basket beside the gate. He approached it without a sound.

Learn It!

#2 Prepositional Opener

A **#2 prepositional opener** is a sentence that begins with a prepositional phrase. The first word in the sentence must be a preposition.

With great fear Timmy ran from the cat.

This sentence begins with a prepositional phrase (With great fear). It is a #2 prepositional opener.

Mark It! Write ② above the first word of a sentence that starts with a prepositional phrase.

②

In the kitchen the cook gave all the instructions.

②

In the large warm kitchen, the cook gave all the instructions.

②

During the sunny days in June, Timmy missed his garden.

” If a prepositional opener has five words or more, follow it with a comma.

If two or more prepositional phrases open a sentence, follow the last phrase with a comma.

For more information about the #2 prepositional opener, see page G-42.

Pattern:
preposition + noun
(no verb)

After students mark the sentence, ask them to identify the opener.

Each sentence is a #2 prepositional opener because each begins with a prepositional phrase.

Students will mark every subject opener and prepositional opener unless it is a question or a quoted sentence.

A third comma rule states if a prepositional opener functions as a transition, follow it with a comma. In this book students do not need to determine if a prepositional phrase is a transition.

Require students to copy the commas correctly when they rewrite the passages.

Read It!

after a few minutes timmy, who didnt want to upset his new friend, **apologized**

apologized

showed sorrow for having insulted another

Mark It!

- 1 article (ar)
- 3 nouns (n)
- 3 adjectives (adj)
- 1 prepositional phrase
- 1 *who/which* clause (w/w)
- 2 subject-verb pairs (s v)
- 1 opener

Fix It!

Day 1

- 2 capitals
- 1 end mark
- 1 apostrophe

② prepositional

ar adj

n

s n

s w/w

v

v

after a few minutes timmy, (who didn't want

adj adj

n

v

to upset his new friend), **apologized.**

Capitalization	After first word of the sentence Timmy proper noun
End Marks	Use a period at the end of a statement.
Adjective	How many minutes? few Which friend? new Whose new friend? his The possessive pronoun <i>his</i> functions as an adjective.
W/W Clause	who didn't want to upset his new friend describes <i>Timmy</i>
S V Pairs	Timmy apologized; who did want The contraction <i>didn't</i> includes both a helping verb (did) and an adverb (not). <i>To upset</i> is an infinitive. It does not function as a verb.

Rewrite It!

After a few minutes Timmy, who didn't want to upset his new friend, apologized.

Read It!

poor timmy was **miserable**. he didn't fit in,
and badly missed his home

miserable
very unhappy

Mark It!

- 2 nouns (n)
- 1 pronoun (pr)
- 3 adjectives (adj)
- 1 -ly adverb (ly)
- 1 coordinating conjunction (cc)
- 2 subject-verb pairs (s v)
- 2 openers

Fix It!

Day 2

- 3 capitals
- 1 comma
- 1 end mark
- 1 apostrophe

① subject s v ① subject s v v
 adj n adj pr
poor timmy was **miserable**. he didn't fit in,
 cc ly v adj n
 and badly missed his home.

Capitalization	Poor; He first word of the sentence Timmy proper noun
End Marks	Use a period at the end of a statement.
Pronoun	He replaces <i>Timmy</i>
Adjective	What kind of Timmy? Poor The adjective <i>miserable</i> follows the linking verb and describes the subject (Timmy). What kind of Timmy? miserable
-ly Adverb	Whose home? his The possessive pronoun <i>his</i> functions as an adjective. Missed how? badly
S V Pairs	Timmy was; He did fit, missed The contraction <i>didn't</i> includes both a helping verb (did) and an adverb (not).
Commas	Do not use a comma to separate two items connected with a coordinating conjunction. PATTERN a and b <i>did fit</i> and <i>missed</i>

Rewrite It! Poor Timmy was miserable. He didn't fit in and badly missed his home.

Read It!

after some thought johnny wisely **advised**
timmy too return in the gardeners basket

advised
gave an opinion; suggested

Mark It!

- 1 article (ar)
- 4 nouns (n)
- 2 adjectives (adj)
- 1 -ly adverb (ly)
- 2 prepositional phrases
- 1 subject-verb pair (s v)
- 1 opener

Fix It!

Day 3

- 3 capitals
- 1 end mark
- 1 homophone
- 1 apostrophe

② prepositional

adj *n* *s*
n *ly* *v*
after some thought johnny wisely advised

n *to* *ar* *adj* *n*
timmy too return in the gardener's basket.

Capitalization	After first word of the sentence Johnny; Timmy proper noun
End Marks	Use a period at the end of a statement.
Adjective	How much thought? some Whose basket? gardener's
-ly Adverb	Advised how? wisely
S V Pairs	Johnny advised <i>To return</i> is an infinitive. It does not function as a verb.
Homophones	Use to , the infinitive marker.

Rewrite It! After some thought Johnny wisely advised Timmy to return in the gardener's basket.

Read It!

until that moment timmy hadnt realized that he could go back. he joyfully **cried**, “can i leave soon”

cried
called loudly

Mark It!

- 2 nouns (n)
- 3 pronouns (pr)
- 1 adjective (adj)
- 1 -ly adverb (ly)
- 1 prepositional phrase
- 1 *that* clause (that)
- 4 subject-verb pairs (s v)
- 2 openers

Fix It!

Day 4

- 5 capitals
- 1 end mark
- 1 apostrophe

② prepositional
s
v
v
s
pr

adj
n
n
v
v
that
pr

until that moment timmy hadn't realized (that he

v
v
① subject
s
v
v
s
v

pr
ly
pr
pr

could go back). **he joyfully cried, “can i leave soon?”**

Capitalization	Until; He first word of the sentence Timmy proper noun Can first word of the quoted sentence I personal pronoun I
End Marks	Use a question mark at the end of a question. Place it inside the closing quotation mark.
Pronoun	he; He; I replace <i>Timmy</i>
Adjective	Which moment? that The first <i>that</i> functions as an adjective inside of a prepositional phrase. It does not begin a <i>that</i> clause because it is not followed by a subject and a verb.
-ly Adverb	Cried how? joyfully
S V Pairs	Timmy had realized; he could go; He cried; I Can leave The contraction <i>hadn't</i> includes both a helping verb (had) and an adverb (not).

Rewrite It!

Until that moment Timmy hadn't realized that he could go back.
He joyfully cried, “Can I leave soon?”

Fix It! Grammar

Glossary

FOURTH EDITION

Contents

Parts of Speech

Noun	G-5
Pronoun	G-6
Preposition	G-8
Verb	G-9
Conjunction	G-12
Adjective	G-14
Adverb	G-15
Interjection	G-15

The Sentence

Sentence	G-17
Phrase	G-18
Clause	G-20

Punctuation

End Marks	G-23
Commas	G-24
Quotation Marks	G-27
Apostrophes	G-28
Ellipsis Points	G-28
Semicolons	G-29
Colons	G-29
Hyphens	G-30
Em Dashes and Parentheses	G-30

Additional Concepts

Indentation	G-31
Capitalization	G-32
Numbers	G-33

Homophones and Usage

G-35

Stylistic Techniques

Dress-Ups	G-37
-ly Adverb	
Strong Verb	
Quality Adjective	
<i>Who/Which</i> Clause	
<i>www.asia.b</i> Clause	
Advanced Dress-Ups	

Sentence Openers

G-42

#1 Subject Opener	
#2 Prepositional Opener	
#3 -ly Adverb Opener	
#4 -ing Opener	
#5 Clausal Opener	
#6 Vss Opener	
Advanced Sentence Openers	

Decorations

G-47

Alliteration	
Question	
Conversation/Quotation	
3sss	
Simile/Metaphor	
Dramatic Open-Close	

Triple Extensions

G-49