

Table of Contents

Top to Bottom.....	2	Numeral Recognition	37
Left to Right	6	Eye-Hand Coordination	38
Left Hand	8	Numeral Recognition	39
Right Hand	9	Visual Discrimination	40
Review	10	Numerals and Counting	41
Slant Right.....	12	Letter Recognition	52
Slant Left.....	16	Eye-Hand Coordination	53
Backward Circle.....	18	Numerals and Counting	54
Forward Circle.....	20	Matching	55
Letter Recognition	22	Eye-Hand Coordination	56
Shapes and Colors.....	23	Numerals and Counting	57
Visual Discrimination	24	Eye-Hand Coordination	58
Letter Recognition	25	Numerals and Counting	59
Visual Discrimination	27	Visual Discrimination	60
Shapes and Colors.....	28	Letter Recognition	61
Letter Recognition	29	Color by Numbers	62
Eye-Hand Coordination	31	Letter Recognition	63
Letter Recognition	32	Sequencing.....	64
Visual Discrimination	33	Manuscript Alphabet.....	65
Numeral Recognition	34	Letter Recognition	66
Size Relationship and Color.....	35	Matching Letters	79
Letter Recognition	36	Draw and Color.....	80

Writing Our Catholic Faith HANDWRITING



PK - Writing Readiness

Thomas M. Wasylyk
Jennifer L. Schweighofer

Nihil Obstat

Reverend J. Brian Bransfield
May 9, 2013

Imprimatur

Archbishop Charles Chaput
Archdiocese of Philadelphia
May 16, 2013


Universal
PUBLISHING

Copyright © 2014, All Rights Reserved
Item #598 • ISBN 978-1-934732-06-9
1-800-940-2270 • www.upub.net

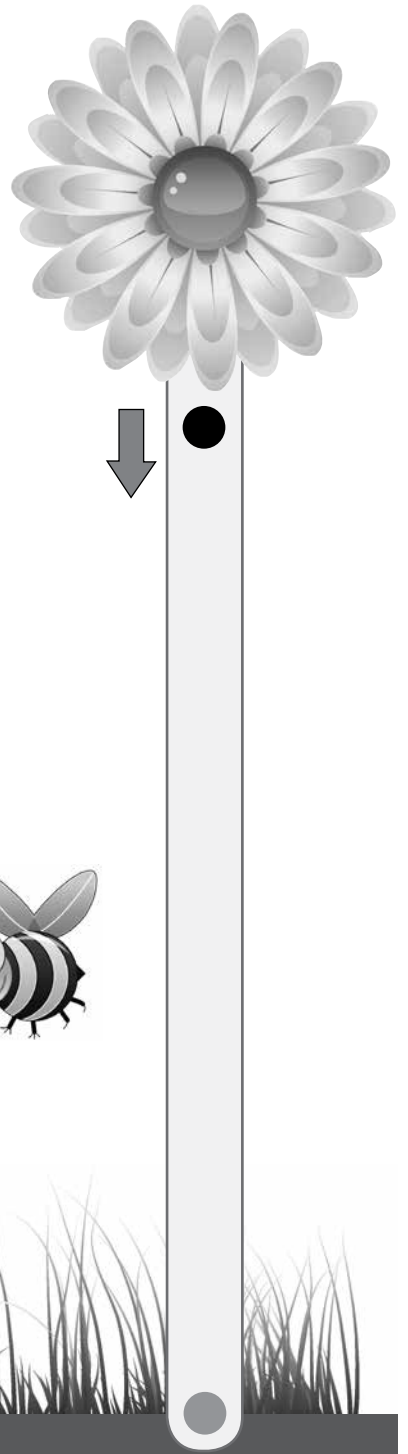

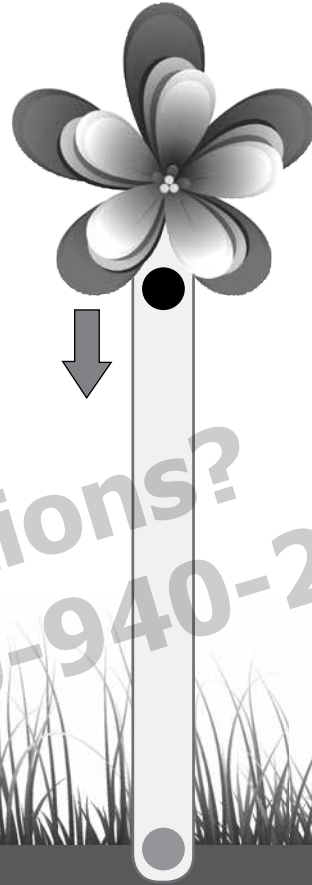
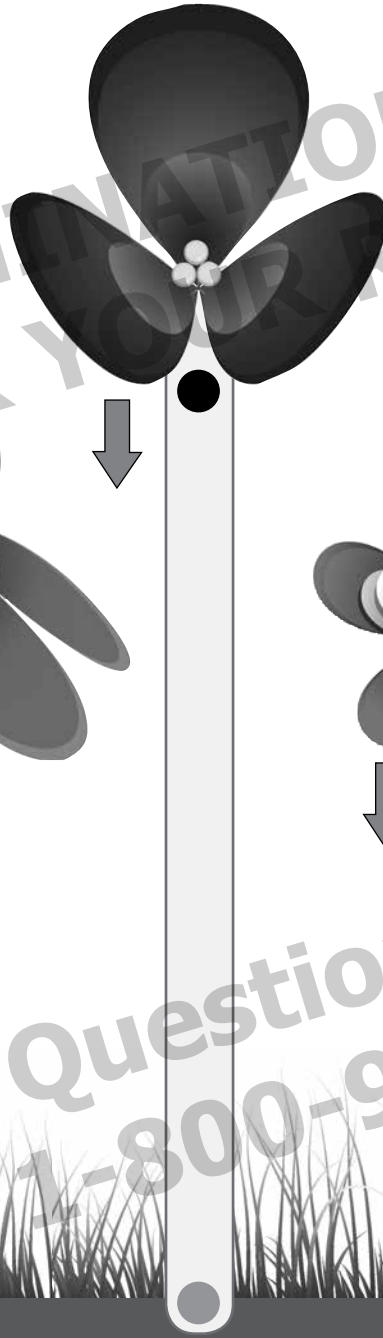

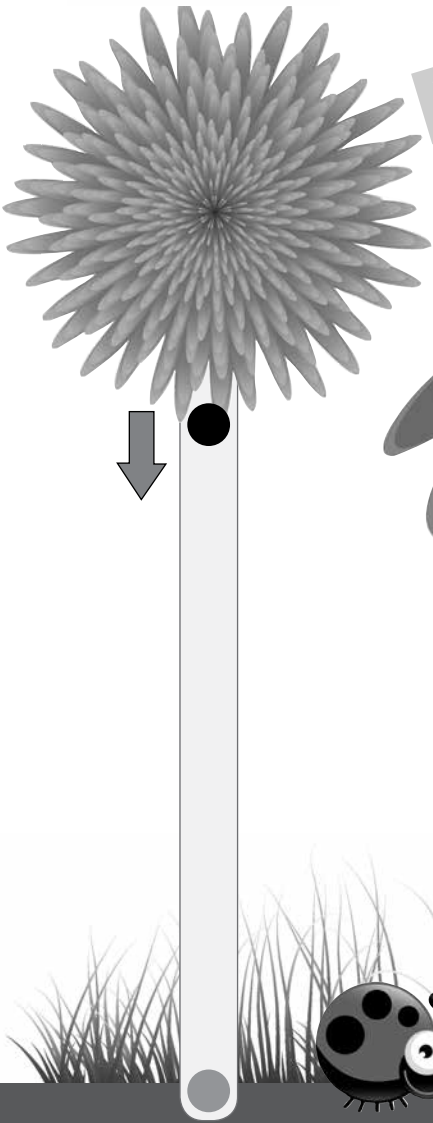

It is ILLEGAL to photocopy this book.

This book is not to be reproduced in any manner whatsoever, in part or whole, without the written permission of the publisher. For additional information, contact Universal Publishing.

Top to Bottom Trace the top-to-bottom lines.

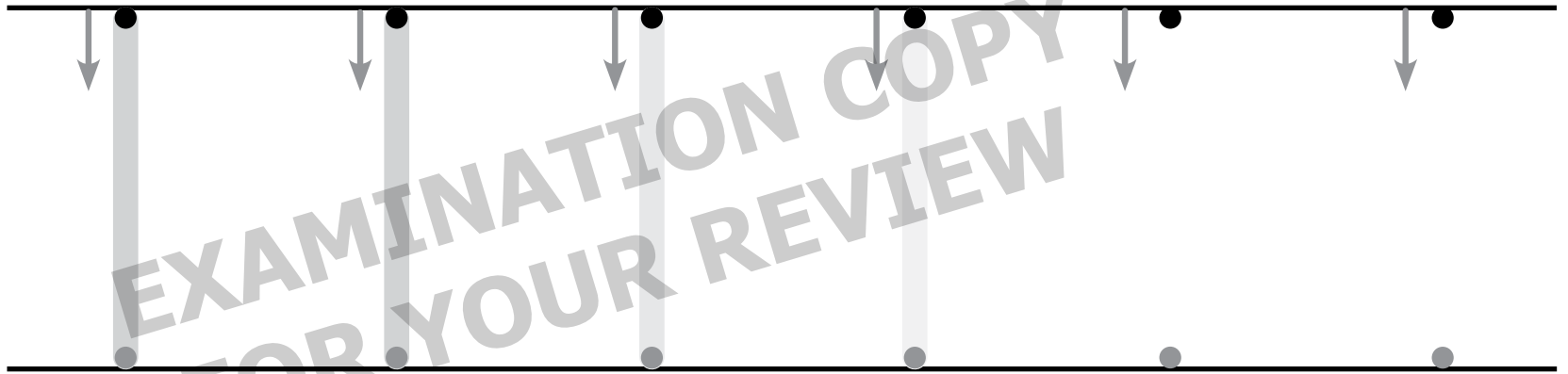


Top to Bottom Trace the top-to-bottom lines.

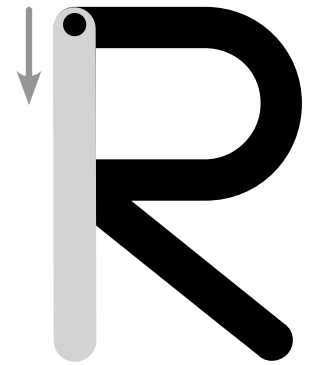
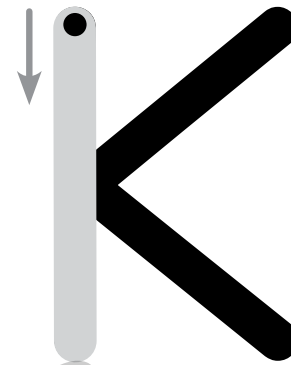
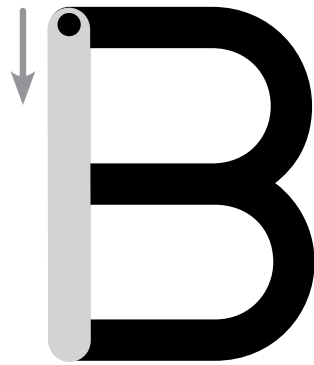
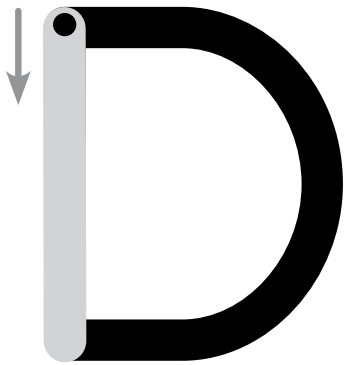





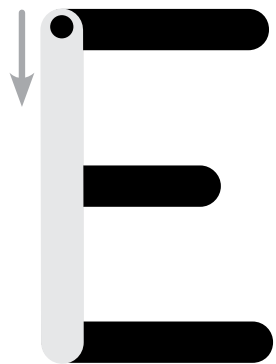
Top to Bottom Trace and write the top-to-bottom lines.




Trace the top-to-bottom line in each letter.




Trace the top-to-bottom line in each letter.

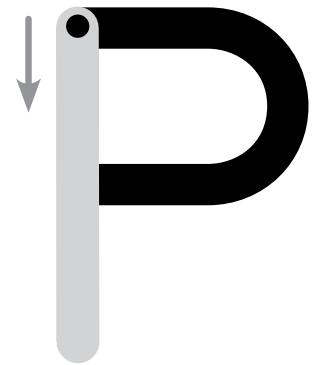
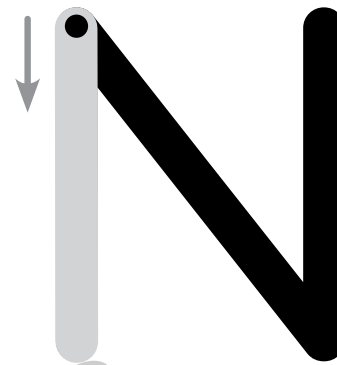

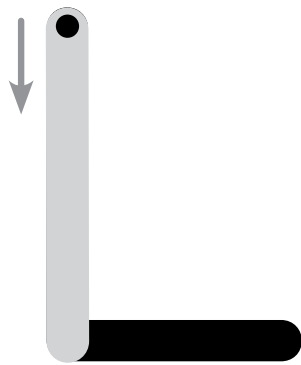




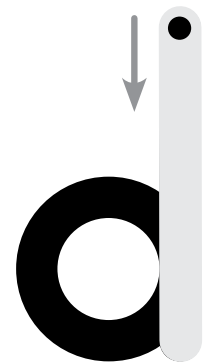
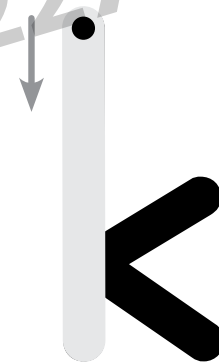

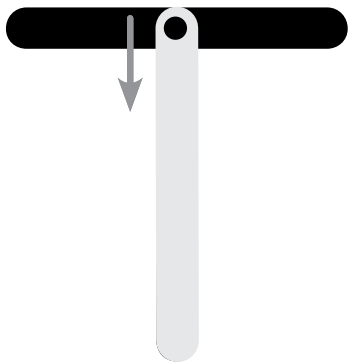
Top to Bottom Trace and write the top-to-bottom lines.




Trace the top-to-bottom line in each letter.



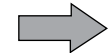
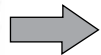


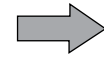


Trace the top-to-bottom line in each letter.






Left to Right Trace the left-to-right lines.



EXAMINATION COPY
FOR YOUR REVIEW

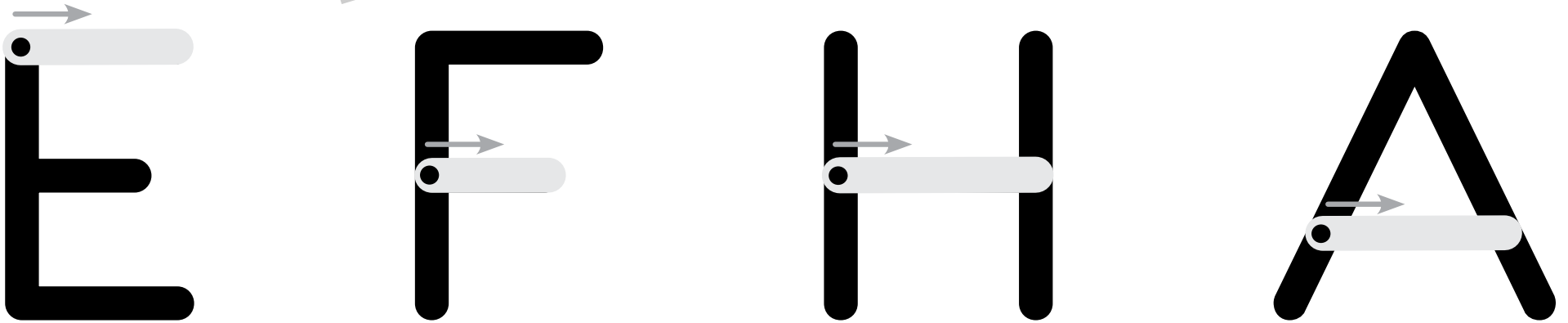
Questions?
Call 1-800-940-2270



Left to Right Trace and write the left-to-right lines.



Trace the left-to-right line in each letter.



Trace the left-to-right line in each letter.



Left Hand


Put your left hand on the hand below.
Is your left hand about the same size?

LEFT HAND

Press your left hand down (fingers open) in the box. Have your friend trace the outline of your left hand with a green crayon.



Press your right hand down (fingers open) in the box. Have your friend trace the outline of your right hand with a red crayon.



Right Hand

Put your right hand on the hand below. Is your right hand about the same size?

RIGHT HAND





Questions? Call 1-800-940-2270



Top to Bottom and Left to Right

Trace the top-to-bottom and left-to-right lines with a crayon.
Then draw a picture in each of the shapes.



Questions?
1-800-940-2270

Top to Bottom and Left to Right

Trace the top-to-bottom and left-to-right lines with a crayon.
Color the church.

