

Table of Contents



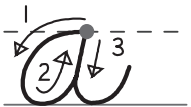
Acknowledgements	ii	Review and Practice MNO	60
Introduction	iv	P Pages	61-63
Teaching Guide	1-3	Q Pages	64-66
Mr. Meerkat Greeting	4	R Pages	67-69
Pencil Holding Position	5	Review and Practice PQR	70
Correct Paper Placement	6	S Pages/Numbers	71-73
Three Basic Forms/The Dot	7	T Pages/Numbers	74-76
The Straight Line	8	U Pages	77-79
The Curve Line	9	Review and Practice STU	80
A Pages	10-12	V Pages/Numbers	81-83
B Pages	13-15	W Pages	84-86
C Pages	16-18	X Pages/Numbers	87-89
Review and Practice ABC	19	Review and Practice VWX	90
D Pages	20-22	Y Pages/Days	91-93
E Pages	23-25	Z Pages	94-95
The Letter House	26	Review and Practice YZ	96
F Pages	27-29	Practice Your Numbers	97
Review and Practice DEF	30	Letter Connections	98-100
G Pages	31-33	Often Used Words	101
H Pages	34-36	Pledge of Allegiance	102-103
I Pages	37-39	Thank You	104
Review and Practice GHI	40	Good Job!	105
J Pages	41-43	Reproducible Pages	106-112
K Pages	44-46	StartWrite/NAC Software	113
L Pages	47-49	First Grade Samples/Penmanship Contest	114
Review and Practice JKL	50	Alphabet & Numbers with Arrows	115
M Pages	51-53		
N Pages	54-56		
O Pages	57-59		

A a

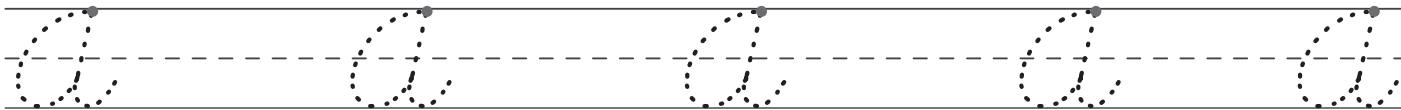
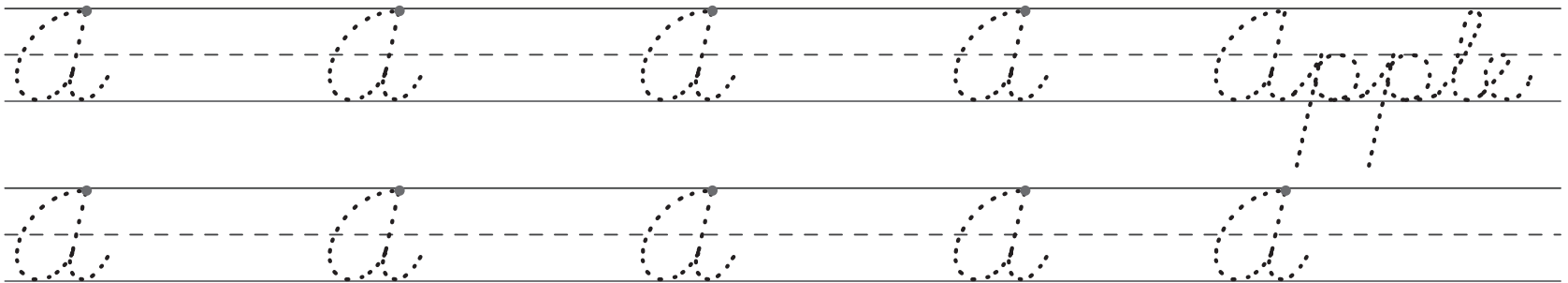
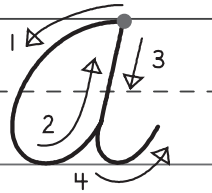
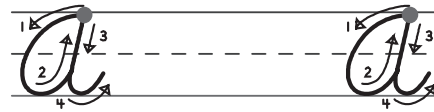
The letter a



Trace, then write the letter twice.



Capital letter A



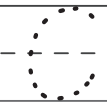
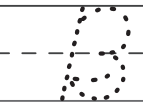


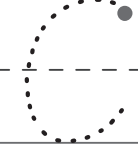
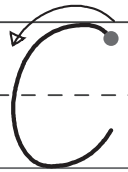
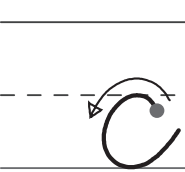
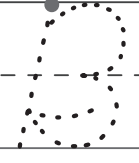
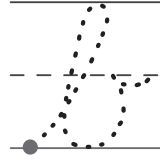
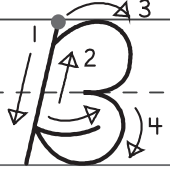
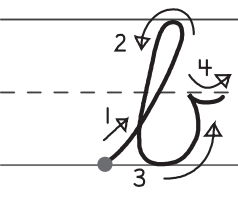
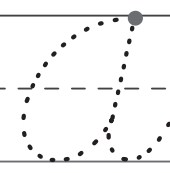
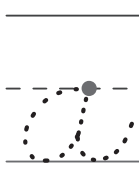
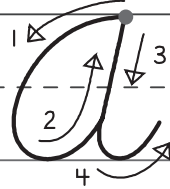
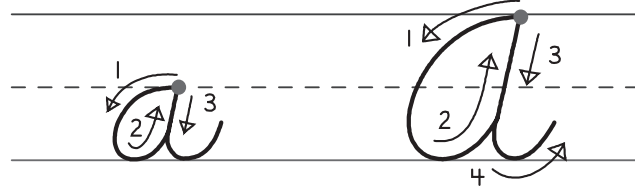
Circle your best letter.





Review and Practice

Trace and write each letter twice.



Legibility

Clearly trace the first part of the Pledge of Allegiance. The size is slightly smaller.



Pledge of Allegiance

I pledge allegiance to the flag
of the United States of America
and to the Republic for which
it stands,

Size 42 *For extra worksheets, you can copy the reproducible pages in the back of the book.