

Color in a square for each activity completed.



**START**

**FINISH**

- 1
- 2
- 3
- 4
- 5
- 6
- 7
- 8
- 9
- 10
- 11
- 12
- 13
- 14
- 15
- 16
- 17
- 18
- 19
- 20
- 21
- 22
- 23
- 24
- 25
- 26
- 27
- 28
- 29
- 30
- 31
- 32
- 33
- 34
- 35
- 36
- 37
- 38
- 39
- 40
- 41
- 42
- 43
- 44
- 45
- 46
- 47
- 48
- 49
- 50

# Why Phonics?

The activities in this book are designed to strengthen phonemic awareness and phonics skills. Phonemic awareness focuses on the sounds used to form spoken words; phonics associates sounds to written symbols (i.e., the alphabet). Mastering sound-symbol relationships gives readers the confidence and ability to “sound out” or decode new words.

## SKILLS


- Rhyming
- Letter sounds
- Beginning sounds
- Ending sounds
- Short vowels
- Long vowels
- Blends
- Word families
- Spelling
- Academic vocabulary

## HOW YOU CAN HELP SUPPORT LEARNING

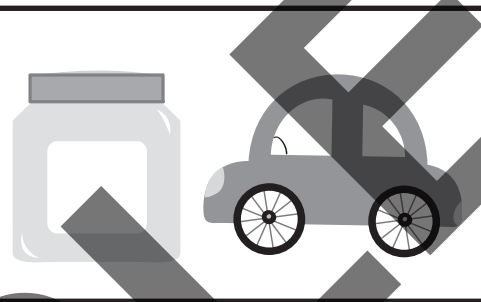
- Read the directions with your child.
- Complete activities together.
- If something is too challenging, calmly put it aside and revisit it at another time.
- Draw your child’s attention to the sounds of his or her language with silly songs and nursery rhymes.
- Read and reread stories together.

Color the flag if it has two pictures with names that rhyme.

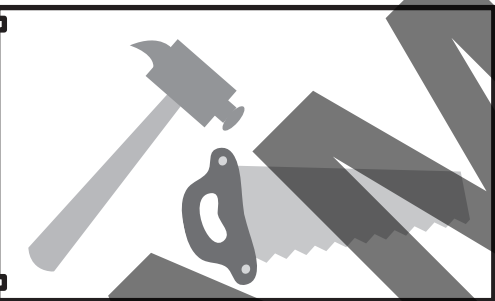
1



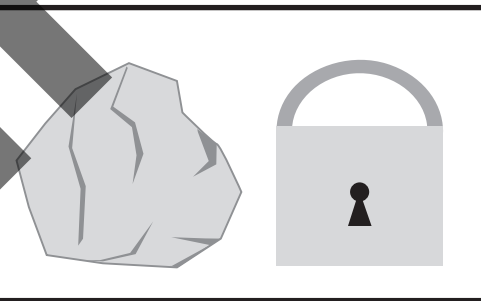
2



3



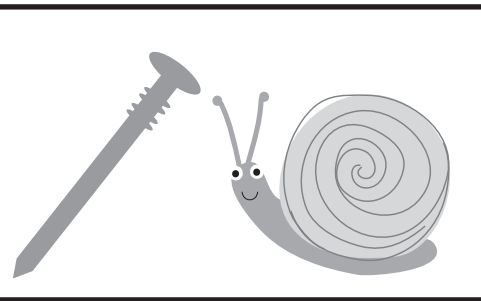
4



5



6



Color the cloud if it has two pictures with names that rhyme.

