

Circle C Beginnings Activity Pages

Content

The Circle C Beginnings books and activities guide can be used as a reading curriculum. The activities cover a wide range of historical and language arts-related topics:

- ⇒ Vocabulary and reading comprehension
- ⇒ Geography and map skills
- ⇒ Historical topics related to the 1870s: ranching, cowboys, one-room schoolhouses, 1874 school rules, dime novels, the Yokut Indians, steam trains, state fairs, the U.S. flag, McGuffey readers, “Jesus Love Me” song origin, “America” song, the Presidio fort in San Francisco, a Victorian Christmas
- ⇒ Math and science: egg math, tallying, Venn diagram, creek animals, blue-belly lizards, horse measuring, horse colors, pet care, steam engines
- ⇒ Language arts: write or narrate, Old West idioms, create a dime novel
- ⇒ Character and Bible: character ribbons, character traits, Bible verses
- ⇒ Crafts and “just for fun”: sugar cookies, weave a placemat, mazes, dot-to-dots
- ⇒ Answer key for all six books

Pacing the Activities

Each book takes about 16 days to complete.

The (optional) Circle C Beginnings lapbook activities stretch that to about 24 days per book. It is available in Ebook (\$18) or Print (\$36) at www.AndiandTaffy.com and covers all six books with unique learning activities not covered in these activity pages.

Assignments are scheduled by day rather than by week, so you can use either a four-day or a five-day school week.

The books are chronological, but they are also stand-alone stories and need not be read in order. (You can read *Andi's Circle C Christmas* during the holidays, for instance.)

Note: You have permission to copy as many pages from this study guide as you desire for your home or classroom. Not for resale.

Enjoy the adventure!

Susan Marlow





Schedule for Book 5: *Andi's Lonely Little Foal*

* indicates an optional activity found in the *Andi's Lonely Little Foal* lapbook.
(Lapbook activities **can be skipped** or purchased at AndiandTaffy.com)

<i>Andi's Lonely Little Foal</i>	Day 1	Day 2	Day 3	Day 4
Book	"New Words" & Chapter 1	Chapter 2	———	Chapter 3
Activities	Page 83 #1-2	Page 83 #3-5	* <i>Lapbook activity Chapters 1-2</i>	Page 83 #6-8
<i>Andi's Lonely Little Foal</i>	Day 5	Day 6	Day 7	Day 8
Book	———	———	Chapter 4	———
Activities	Pages 84-85	Pages 86-87	Page 88 #1-3	* <i>Lapbook activity Chapters 3-4 (#1)</i>
<i>Andi's Lonely Little Foal</i>	Day 9	Day 10	Day 11	Day 12
Book	———	Chapter 5	Chapter 6	———
Activities	* <i>Lapbook activity Chapters 3-4 (#2)</i>	Page 88 #4-6	Page 88 #7-8	* <i>Lapbook activity Chapters 5-6 (#1)</i>
<i>Andi's Lonely Little Foal</i>	Day 13	Day 14	Day 15	Day 16
Book	———	———	———	Chapter 7
Activities	* <i>Lapbook activity Chapters 5-6 (#2)</i>	Pages 89-90	Pages 91-95	Page 97 #1-3
<i>Andi's Lonely Little Foal</i>	Day 17	Day 18	Day 19	Day 20
Book	Chapter 8	———	Chapter 9	Chapter 10
Activities	Page 97 #4-5	* <i>Lapbook activity Chapters 7-8</i>	Page 97 #6-7	Page 97 #8-9
<i>Andi's Lonely Little Foal</i>	Day 21	Day 22	Day 23	Day 24
Book	———	———	A Peek into the Past	Good Job!
Activities	* <i>Lapbook activity Chapters 9-10</i>	Pages 98-99	Pages 101	

Andi's Lonely Little Foal Chapters 1-3

Read the chapters and answer the questions:

Chapter 1

1. What does Andi like to daydream about?

- A. going to school
- B. riding Taffy
- C. playing with Riley

2. What do YOU like to daydream about? _____

Chapter 2

3. YES or NO (circle one). Andi is very excited to help Chad with Taffy.

4. Who will collect the eggs for Andi today? _____

5. Andi works hard to make the "right words" come out to say to Chad.

What does she say?

- A. "I'm sorry I got mad."
- B. "You are not the boss!"
- C. "I want to help."

Chapter 3

6. YES or NO (circle one). Andi's chore for the day is playing with Taffy.

7. What are the names of the 3 ranch dogs?

8. Which dog does Riley lasso with his rope?

- A. Prince
- B. King
- C. Duke

New Words for Chapters 1-3

Look at the New Words list on page 7 to find the word that fits.

1. Taffy gave a happy _____ when she saw Andi.
(a friendly horse greeting)
2. Taffy _____ Andi's shoulder. She nibbled Andi's hair.
(when a horse rubs or pushes gently with its nose)



More Fun with New Words

Circle the meaning of each underlined word in these sentences.

3. Andi perked up. A penny could buy lemon drops. Or taffy candy.

Perked up means . . . A. became cheerful B. cried C. laughed

4. "Johnny is a bully," Melinda said.

A bully is . . . A. a big boy B. a mean, bossy person C. a grown-up

5. Duke nipped Coco's legs and barked.

Nipped means . . . A. took a small bite B. pinched C. grabbed

6. "Chad will skin you alive if you try to rope a calf," Andi said.

Skin you alive means . . . A. spank you B. laugh at you C. yell at you



Riley lassoed King, the dog. Now he wants to lasso a calf. Andi wants to lasso too. Draw a lasso in Andi's hand. Now draw an animal you think she might like to lasso. Color the picture.

Where Do You Live?

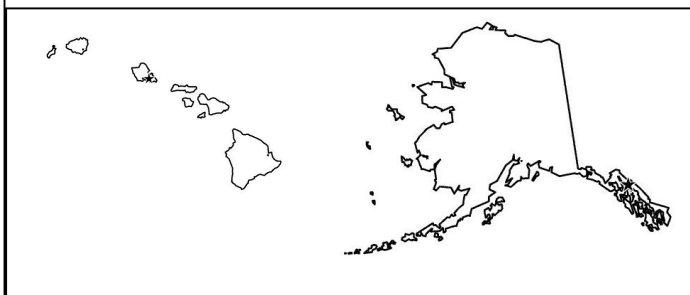
Write the name of the state where you live. _____

On the map below, color your state red.

Name two states that border (touch) your state. Color these states blue. Write their names: _____

If your state does *not* border two other states, write what *does* touch your state (Atlantic Ocean, Pacific Ocean, Canada, or Mexico).

Andi lives in California. Name two states that border (touch) California:





A Penny for Your Thoughts

In Chapter 1, Andi did not know what Justin meant when he said, "A penny for your thoughts."

People talked a little differently in the 1800s and out West. It sounds funny to hear these idioms (id-ee-ums) today.

Can you figure out what these cowboys and cowgirls are saying?



Find the letter at the bottom of the page that matches each idiom. Write the letter next to the idiom. The first one has been done for you.

 D 1. The sheriff had never seen so many **shooting irons** at one time.

 2. Riley was all **tuckered out** after doing his chores.

 3. Johnny thinks he is the **biggest frog in the puddle**.

 4. Mitch did a **bang-up** job fixing the fence.

 5. Riley got into **a heap of trouble** for roping the calf.

 6. Johnny was **shooting off his mouth**, so Andi pulled his hair.

 7. Mother **had a conniption fit** when she saw how dirty Andi was.

 8. Andi got **slicked up** for the first day of school.



* * * *

A. most important person of all

B. was very upset

C. great; excellent

~~D. guns and rifles~~

E. worn out; tired

F. big trouble


G. dressed up nice

H. being sassy; talking without thinking



A Lonely Foal

Foals do not like to be taken away from their mothers. Andi's foal did not like to be taken away either. Can you help Taffy find her way back to Snowflake? Do not cross any black lines.



Andi's Lonely Little Foal Chapters 4-6

Read the chapters and answer the questions:

Chapter 4

1. Which part of the calf does Riley lasso? _____
2. What does Riley lose?
 - A. his rope
 - B. his hat
 - C. his boots
3. Who gets mad at Riley for lassoing the calf? _____

Chapter 5

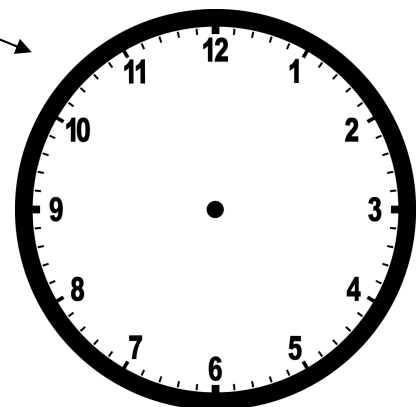
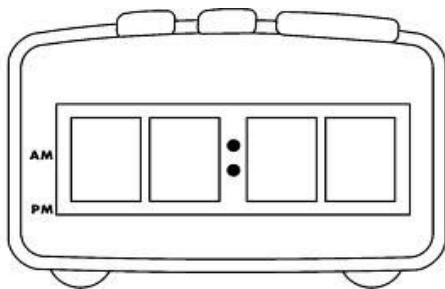
4. YES or NO (circle one). Taffy jumps over the fence to be with Snowflake.
5. What does Taffy do every time Andi leaves? _____
6. Circle the treats Andi brings Taffy to help her feel better.
apples • grass • sugar • carrots • grain

Chapter 6

7. Andi has to trust _____ that he is doing the best thing for Taffy.
8. The grandfather clock bongs _____ times. What time is it? _____

Draw the hands on the clock to show the time.

Write the digital time.



New Words for Chapters 4-6

Word Match- Draw a line between the words and what they mean. If you need help, look at the New Words list on page 7 in *Lonely Little Foal*.

- | | |
|-------------------|--|
| bellow | • seeds like corn and oats; food for cows and horses |
| grain | • a horse's or cow's feet |
| grandfather clock | • to make a loud, deep noise |
| hooves | • a tall clock that stands on the floor |
| señorita | • what the cowboys yell to round up the cattle |
| yippee-ki-yay! | • the Spanish word for "miss" |

More Fun with New Words

Use the words from the word box and the clues to fill in the missing words in these sentences from chapters 4-6.

1. Andi _____. "Are you sure you can rope that calf?"
(swallowed hard)
2. Andi _____ up on Coco and kicked him hard. (climbed)
3. Cook was finding _____ of chores for Riley. (lots and lots)
4. Andi closed her eyes. The straw _____ under her. (swished)
5. Everything felt warm and _____ now. (snug; peaceful)

Word Box



scrambled

rustled

heaps

cozy

gulped



What Does a Cowboy Wear?



Riley lassos a calf. He thinks he is a cowboy. The well-dressed cowboy on the left is ready for work. Each piece of clothing has a special purpose. Read about the different pieces of clothing a cowboy needs and then color each piece. (You need colored pencils for this activity.)

A cowboy needs a . . .

Hat—A cowboy's hat shades him from the sun. It is an umbrella in the rain. He also uses his hat as a bucket to scoop up water for himself or his horse.

Color the hat brown.

Boots—Boots keep the cowboy's feet safe from stickers, brush, and even snakes. They are narrow and have a high heel, to keep the boot in the stirrup.

Color the boots black.

Shirt—The cowboy's shirt is always long-sleeved to protect his arms. He wears cotton shirts in the summer and wool shirts in the winter. **Color the shirt red.**

Bandana—This is a square piece of cloth, folded in half like a triangle. The cowboy keeps it around his neck. He uses it to keep the dust out of his mouth and nose. He can wet it to keep cool or use it as a bandage if he starts to bleed.

Color the bandana orange.

Vest—A cowboy's shirt and pants often do not have pockets. A vest has a lot of pockets to keep money, a knife, and other valuables. **Color the vest blue.**

Pants—These are made of heavy denim or wool. There is one small pocket at the waist or none at all. It's hard to reach into a pants pocket while riding a horse. You don't need to color the pants because they are under the . . .

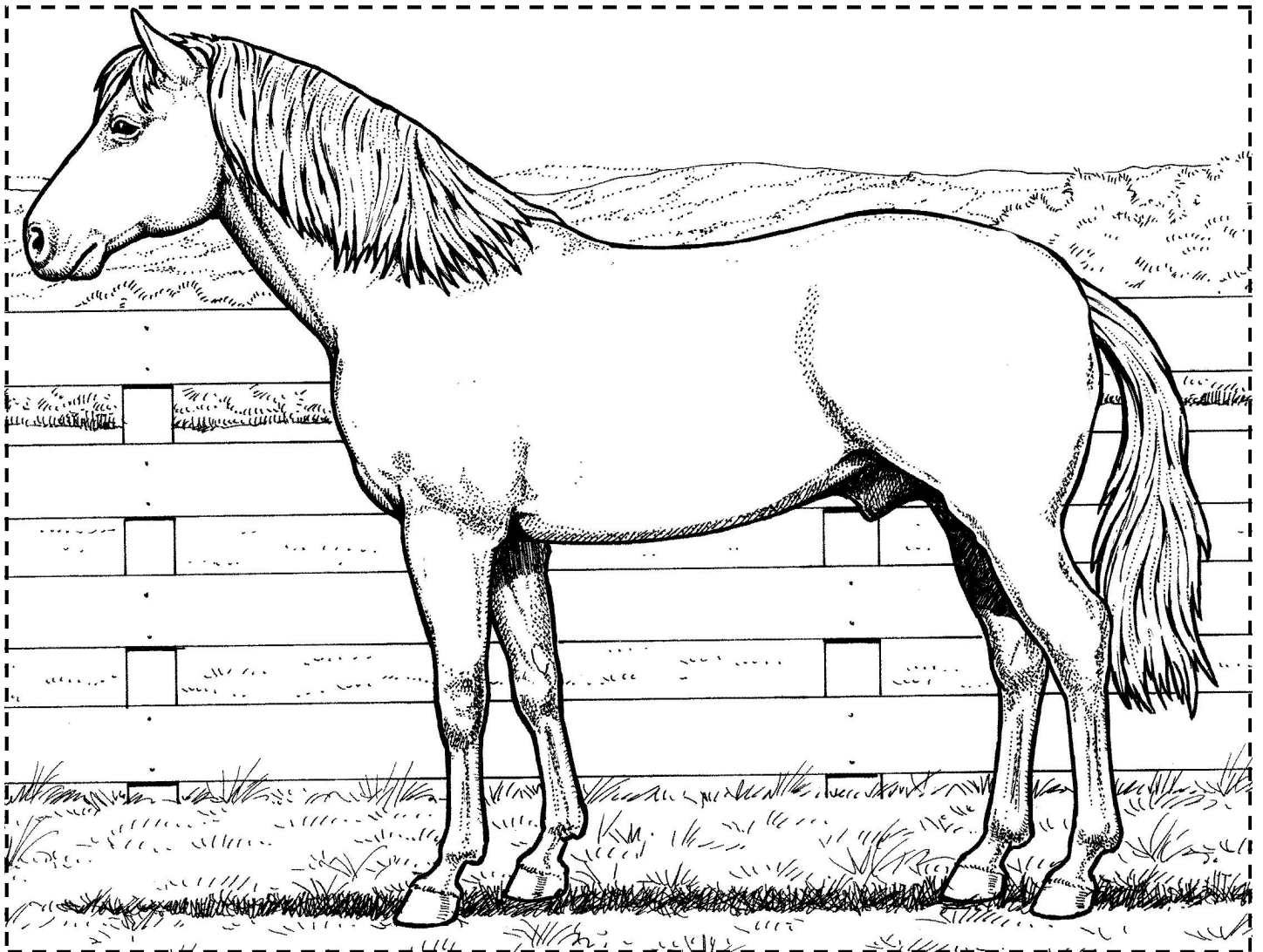
Chaps—Leather leggings fit over the pants to protect the cowboy from rocks, brush, and cows' horns. They help keep him warm too. **Color the chaps brown.**

Gloves—Made of leather, gloves protect the cowboy's hands from rope burns, blisters, hooves, and hot branding irons. **Color the gloves green.**

Saddle Your Horse


Andi and Riley ride their horses bareback. This means they ride without saddles. But a cowboy usually puts a saddle on his horse, along with reins and a bridle. A cowboy also makes sure he has his lasso on his saddle. He hangs his canteen around his saddle horn. Sometimes he carries saddlebags and a bedroll.

- Color this horse your favorite horse colors. Color the background too.
- Cut out the horse “tack” on the next two pages and paste them on the horse.
- You are ready to ride! Cut around the dashed line to keep the picture.



Horse Tack

“Tack” is the word for the gear that goes on a horse. It is very important to “tack up” a horse correctly. Each piece has a special job. On this page and the next are pieces of tack that go on a horse to get him ready to ride. **Read what each piece of tack is for. Then color them, cut them out, and paste them on your horse.**

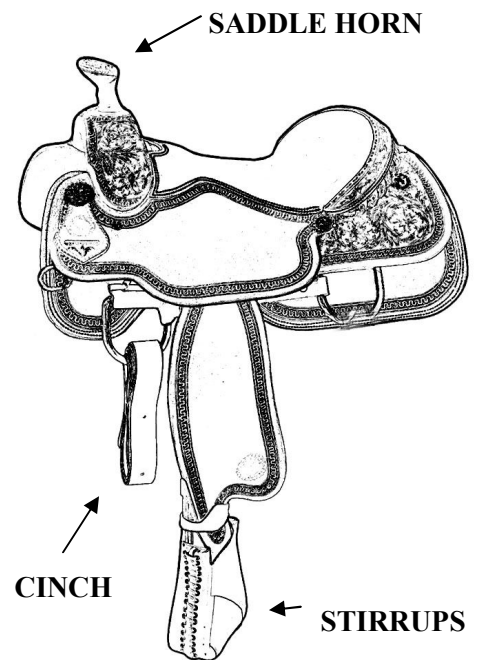


The **SADDLE BLANKET** goes on first. It is soft. It keeps the saddle from rubbing against the horse and making him sore. Always make sure the blanket is smooth, with no wrinkles, before putting the saddle on top of it.

The **SADDLE** is the seat for the cowboy. Some days, a cowboy sits in his saddle all day. It must be comfortable. A saddle is made from leather. It has a “horn” that sticks up at the front. The horn can hold the cowboy’s lasso or canteen. “Stirrups” hang down. That’s where the cowboy puts his feet. “Saddle strings” are thin, leather strings that hang down from the saddle. The cowboy can tie things up with them, like a bedroll (sleeping bag). The “cinch” is a belt that goes around and under the horse’s belly. The cinch keeps the saddle on the horse. It

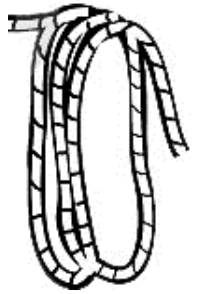
must be pulled tight or the saddle may slip off. A horse does not like having that cinch on. Sometimes he sucks in air and pushes his stomach out so the cinch cannot get tight. Later, when the horse lets his breath out, the saddle will become too loose. Always make sure your saddle is cinched up tight!

Note: When you paste the saddle on, leave the saddle horn free so you can slip the lasso around it later.




Horse Tack

A **LASSO (rope)** is one of the cowboy's most important tools. It hangs down from his saddle, right by the saddle horn. He uses it to catch horses, cows, and calves. A cowboy can be galloping on his horse and throw his lasso perfectly! The lasso can also hang around the saddle horn. Cut out the lasso (and the inside also). Now, try to slip this lasso around the saddle horn on your picture. Be careful! Don't rip the saddle horn off!

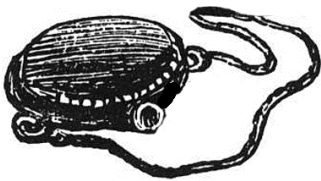


The headgear controls the horse. The **BRIDLE** goes around the horse's head. It holds the **BIT** and the **REINS**. The bit is a metal bar the horse holds in his mouth. The cowboy uses the two long reins—which are connected to the bit—to tell the horse where to go. The bit is tiny, but it makes the horse obey. If the cowboy wants to go left, he pulls left on the reins. If he wants the horse to stop, he pulls back on the reins.

Use this picture of a horse's head to figure out where the bridle and reins go. Now, draw a bridle and reins on your horse.




Other tack a cowboy does not want to be without (cut out and add to your horse):



A **CANTEEN** holds water. The cowboy hangs it from his saddle or around the saddle horn.

SADDLE BAGS carry extra supplies, like the cowboy's lunch. Saddle bags hang over the sides of the horse, just behind the saddle.



A **BEDROLL** is the cowboy's blanket. If the cowboy sleeps outside on the ground, he needs his bedroll. He rolls it up and carries it with the saddlebags, just behind the saddle.

Andi's Lonely Little Foal Chapters 7-10

Read the chapters and answer the questions:

Chapter 7

1. Who woke Andi up in the morning? _____
2. Circle the things Andi likes about Sunday school. Cross out what she does not like: Johnny • the Bible story • leaving Taffy • the songs her Sunday school teacher • going to "school" on Sunday
3. YES or NO. God cares about "little" prayer requests as much as "big" ones.

Chapter 8

4. What does Andi want to do to mean Johnny?
A. pull his hair B. spit on him C. punch him
5. YES or NO. Johnny tells Andi that baby Taffy might die.


Chapter 9

6. How do you think Taffy got hurt?
A. Johnny cut her
B. Taffy bumped into her stall wall
C. Taffy fell down
7. Circle the things that keep Andi awake when she is in the barn with Taffy.
it's cold • an owl hoots • it rains • the cats hiss • a coyote howls

Chapter 10

8. Why does Andi feel terrible on the ride home from school?
A. Johnny hurt her on the playground.
B. Chad yelled at her.
C. Andi had disobeyed Chad.
9. YES or NO (circle one). When Andi tells Chad she is sorry for not trusting him, Chad brings Taffy home right away.

The Song "Jesus Loves Me"



William
Bradbury

Andi learned a new song in Sunday school called "Jesus Loves Me." Even though the song was new to Andi, it had already been around for 12 years. A woman named Anna B. Warner wrote "Jesus Loves Me" as a poem in 1860. Two years later, in 1862, a man named William Bradbury found the poem in a book and created a tune to go along with the words.



Anna B. Warner

"Jesus Loves Me" is the most-loved and best-known hymn in the world.

Jesus loves me! This I know.
For the Bible tells me so.
Little ones to Him belong.
They are weak, but He is strong!


Chorus:

Yes, Jesus loves me!
Yes, Jesus loves me!
Yes, Jesus loves me!
The Bible tells me so.

Do you want to learn another verse?
It goes like this:

Jesus loves me,
He who died,
Heaven's gate to open wide.
He will wash away my sin,
Let His little child come in.

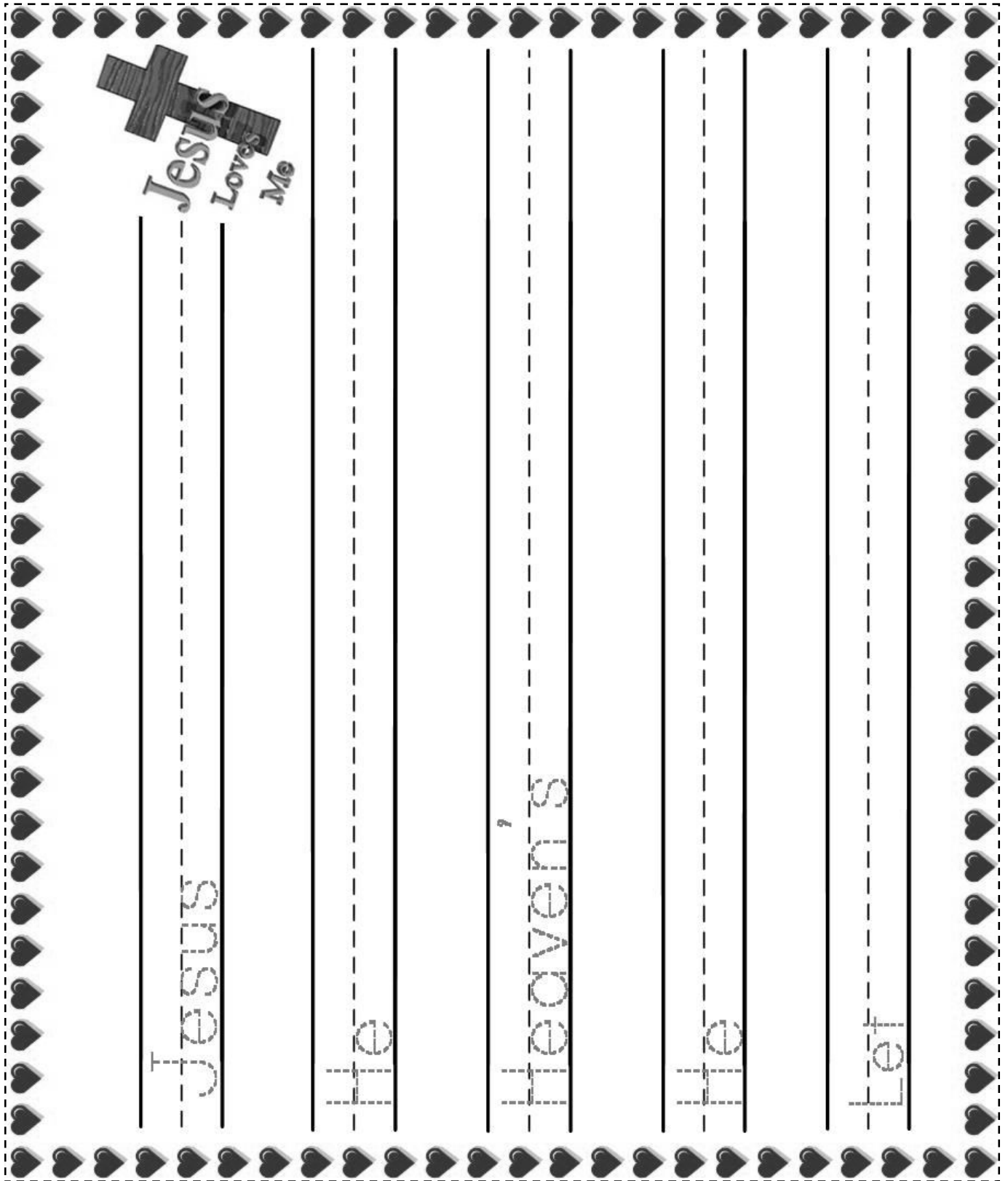
COPY
THIS




One way to learn a new song is by copying it. On the next page, copy the words to the second verse of "Jesus Loves Me." Use your best handwriting!

DO THIS:

1. Trace over the first word in each line; then finish writing the rest of the words.
2. Cut around the border on the dotted line and hang the poster on your wall. Read it when you can. Soon, you will know the verse by heart.





Jesus Loves Me

Jesus

He

Heaven's

He

Let

COLOR THE PICTURE

Boldness

I can do all things through Him [Christ] who strengthens me.
Philippians 4:13



Boldness

Believing that what I say or do is right and true in God's sight, no matter what others might think.

It can be scary to speak up for Jesus, especially when you are the only one doing it. But if you ask Him, God will give you the confidence to speak boldly!

Unscramble the mixed-up letters in the words below to learn when and where you should be bold to say or do what is right and true in God's sight. (You may use the word box for help.)

1. When somebody tells me I cannot rapy _____
2. When I am on the drounpgyal _____
3. When I am with my driensf _____
4. When somebody makes fun of my taih _____
5. When I am at mhoe _____
6. When I am at looshc _____
7. When somebody asks me to eil for them. _____
8. When someone wants me to tlsea. _____

WORD BOX

FAITH SCHOOL LIE PRAY STEAL
PLAYGROUND HOME FRIENDS

Answers: 5- Andi's Lonely Little Foal

Page 83: Chapters 1–3

1. B
2. Answers will vary
3. NO
4. Melinda
5. C
6. YES
7. Prince, Duke, King
8. King

Page 84: New Words


Chapters 1–3

1. nicker
2. nuzzled
3. A
4. B
5. A
6. C

Page 86: A Penny for Your Thoughts


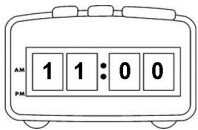
1. D
2. E
3. A
4. C
5. F
6. H
7. B
8. G

Page 87: Lonely Foal maze



Page 88: Chapters 4–6

1. hoof (or) foot
2. A
3. Cook
4. NO
5. whinnies; cries
6. apples, sugar, carrots
7. Chad (or) her brother
8. 11; 11 o'clock



Page 89: New Words Chapters 4–6

bellow—to make a loud, deep noise

grain—seeds like corn and oats; food for cows and horses

grandfather clock—a tall clock the stands on the floor

hooves—a horse's or cow's feet

señorita—the Spanish word for "miss"

yippee-ki-yay!—what the cowboys yell to round up the cattle

1. gulped
2. scrambled
3. heaps
4. rustled
5. cozy

Page 97: Chapters 7–10

1. Henry the Eighth (rooster)
2. ~~Johnny~~ the Bible story
leaving Taffy the songs
her Sunday school teacher
going to "school" on
Sunday
3. YES
4. A
5. YES
6. B (or C)
7. it's cold; an owl hoots; the cats hiss
8. C
9. NO

Page 99: "Jesus Loves Me"



Page 101: "Boldness"

1. pray
2. playground
3. friends
4. faith
5. home
6. school
7. lie
8. steal