

Circle C Beginnings Activity Pages

Content

The Circle C Beginnings books and activities guide can be used as a reading curriculum. The activities cover a wide range of historical and language arts-related topics:

- ⇒ Vocabulary and reading comprehension
- ⇒ Geography and map skills
- ⇒ Historical topics related to the 1870s: ranching, cowboys, one-room schoolhouses, 1874 school rules, dime novels, the Yokut Indians, steam trains, state fairs, the U.S. flag, McGuffey readers, “Jesus Love Me” song origin, “America” song, the Presidio fort in San Francisco, a Victorian Christmas
- ⇒ Math and science: egg math, tallying, Venn diagram, creek animals, blue-belly lizards, horse measuring, horse colors, pet care, steam engines
- ⇒ Language arts: write or narrate, Old West idioms, create a dime novel
- ⇒ Character and Bible: character ribbons, character traits, Bible verses
- ⇒ Crafts and “just for fun”: sugar cookies, weave a placemat, mazes, dot-to-dots
- ⇒ Answer key for all six books

Pacing the Activities

Each book takes about 16 days to complete.

The (optional) Circle C Beginnings lapbook activities stretch that to about 24 days per book. It is available in Ebook (\$18) or Print (\$36) at www.AndiandTaffy.com and covers all six books with unique learning activities not covered in these activity pages.

Assignments are scheduled by day rather than by week, so you can use either a four-day or a five-day school week.

The books are chronological, but they are also stand-alone stories and need not be read in order. (You can read *Andi's Circle C Christmas* during the holidays, for instance.)

Note: You have permission to copy as many pages from this study guide as you desire for your home or classroom. Not for resale.

Enjoy the adventure!

Susan Marlow





Schedule for Book 6: *Andi's Circle C Christmas*

* indicates an optional activity found in the *Andi's Circle C Christmas* lapbook.
(Lapbook activities **can be skipped** or purchased at AndiandTaffy.com)

<i>Andi's Circle C Christmas</i>	Day 1	Day 2	Day 3	Day 4
Book	"New Words" & Chapter 1	Chapter 2	_____	_____
Activities	Page 103 #1-3	Page 103 #4-6	* <i>Lapbook activity Chapters 1-2 (#1)</i>	* <i>Lapbook activity Chapters 1-2 (#2)</i>
<i>Andi's Circle C Christmas</i>	Day 5	Day 6	Day 7	Day 8
Book	Chapter 3	_____	_____	Chapter 4
Activities	Page 103 #7-10	Pages 104-105	Pages 106-107	Page 108 #1-2
<i>Andi's Circle C Christmas</i>	Day 9	Day 10	Day 11	Day 12
Book	_____	Chapter 5	Chapter 6	_____
Activities	* <i>Lapbook activity Chapters 3-4</i>	Page 108 #3-5	Page 108 #6-9	* <i>Lapbook activity Chapters 5-6</i>
<i>Andi's Circle C Christmas</i>	Day 13	Day 14	Day 15	Day 16
Book	_____	_____	Chapter 7	Chapter 8
Activities	Pages 109-110	Pages 111-112	Page 113 #1-2	Page 113 #3-5
<i>Andi's Circle C Christmas</i>	Day 17	Day 18	Day 19	Day 20
Book	_____	Chapter 9	Chapter 10	_____
Activities	* <i>Lapbook activity Chapters 7-8</i>	Page 113 #6-8	Page 113 #9-10	* <i>Lapbook activity Chapters 9-10</i>
<i>Andi's Circle C Christmas</i>	Day 21	Day 22	Day 23	Day 24
Book	_____	A Peek into the Past	Good Job!	
Activities	Pages 114-115	Pages 116-117		

Andi's Circle C Christmas Chapters 1-3

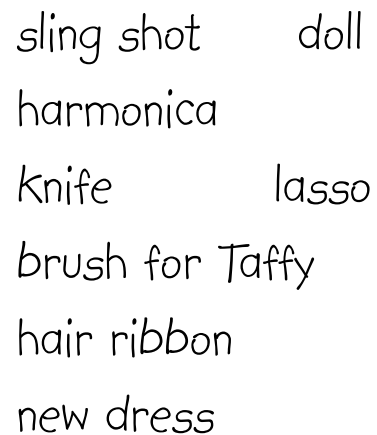
Read the chapters and answer the questions:

Chapter 1

1. The setting is where the story takes place. Where are Andi and Riley when this story begins? _____
2. Riley catches a _____ for Pickles the lizard.
3. YES or NO (circle one). Riley lives on the ranch with his Uncle Sid because his mother is sick.

Chapter 2

4. Is Andi's Christmas list correct?
Cross out the words that do not belong.
5. YES or NO (circle one). Pickles eats the fly Andi brought into the house.
6. Who knocks on the front door?



sling shot doll
harmonica
knife lasso
brush for Taffy
hair ribbon
new dress

Chapter 3

7. YES or NO (circle one). Mother knows Aunt Rebecca was coming to help.
8. What is Mother's first name? _____
9. How did Aunt Rebecca get out to the ranch?
A. She took the train. B. She drove a buggy. C. She walked.
10. Which word describes Aunt Rebecca?
A. quiet B. nervous C. bossy

New Words for Chapters 1-3

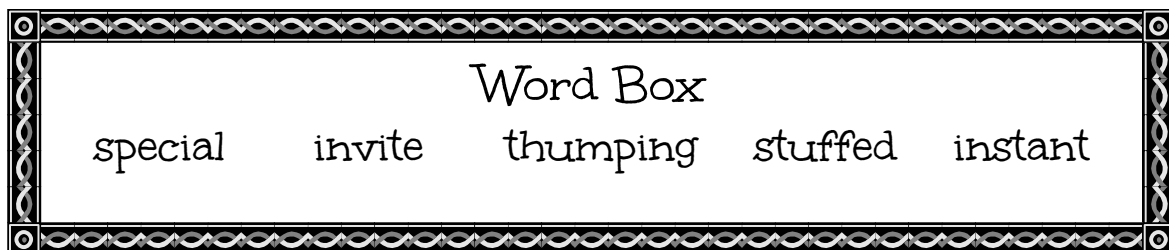
Word Match- Draw a line between the words and what they mean. If you need help, look at the New Words list on page 7 in *Circle C Christmas*.

- | | |
|---------------|--|
| carpetbag | • to use yarn to make things like a sweater or a scarf |
| fort | • perfume that smells like roses |
| hankie | • an old-fashioned suitcase; a travel bag made out of carpet |
| knit | • an army base where soldiers live and work |
| rose water | • a big city in California near the Pacific Ocean |
| San Francisco | • A square piece of cloth used for wiping the eyes or nose; a handkerchief |

More Fun with New Words

Use the words from the word box and the clues to fill in the missing words in these sentences from chapters 1-3.

1. That gold piece was a _____ treasure. (one-of-a-kind)
2. Andi _____ her list in her pocket. (shoved)
3. Aunt Rebecca didn't wait for Andi to _____ her in. (ask)
4. "Get rid of that animal this very _____!" (second)
5. Andi's heart was _____ fast. (beating)





Blue Belly Lizards

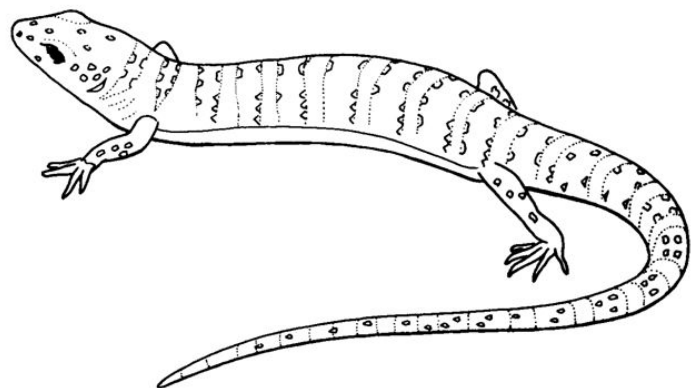
Andi's lizard, Pickles, is a blue belly lizard. It is also called a Western fence lizard. Blue belly lizards are common in California. They can grow to a nice "pet" size, up to 6 or 7 inches long (from nose to tail).

The picture below shows the size of a blue belly lizard. They are brown or black in color, with tan or green-blue markings. But the prettiest color on the male (boy) lizard is its bright blue belly.

Blue belly lizards like to sun themselves on rocks and high places, like fence posts. This makes them an easy meal for snakes and birds. The lizards are fast, however, and can change color to fool the birds.

A blue belly lizard makes a good pet. All you need is a big box with dirt and climbing sticks, a heat source, water, and insects. The lizard eats crickets, ants, spiders, and other small bugs. A blue belly lizard can be trained to lie quietly in your hands. It likes the warmth of your body and will fall asleep!


Color Pickles. Color Pickles in his box. He is a male lizard, so his belly should be blue. Draw some bugs and a dish of water. Add sticks and dirt.

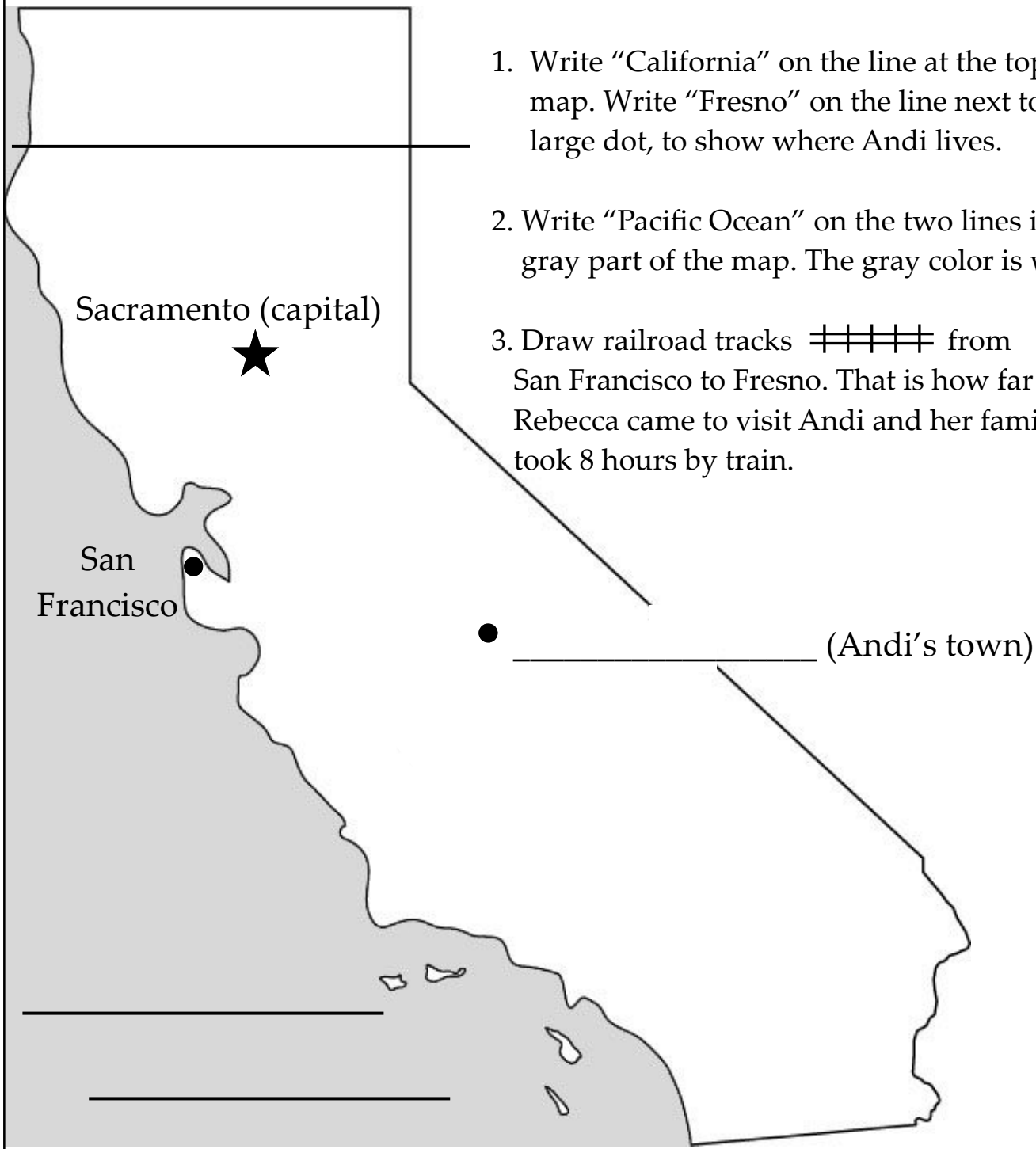


Where Is San Francisco?

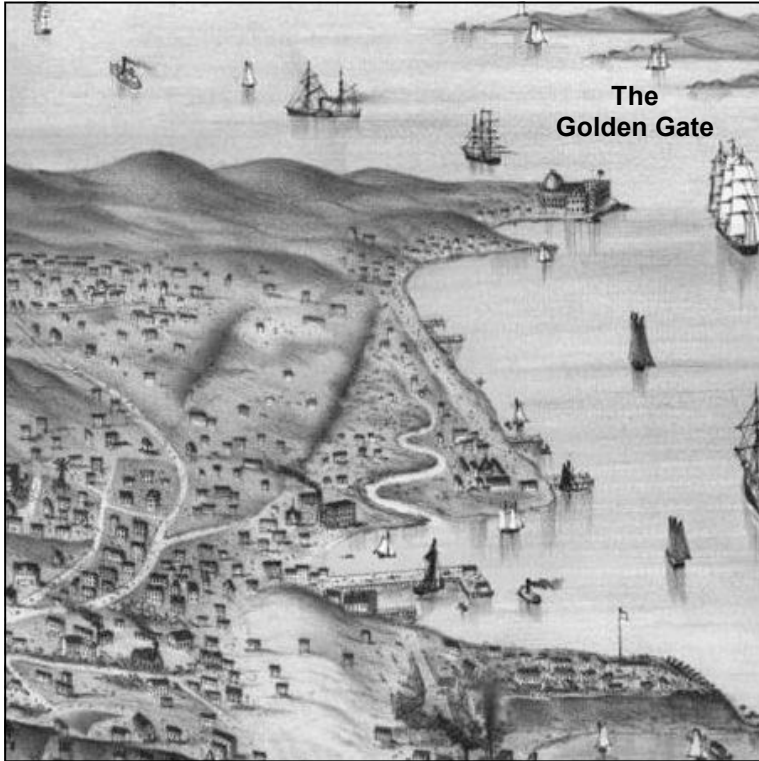
Aunt Rebecca lives in a big house in the city of San Francisco, California. Riley's father is a soldier at the fort in San Francisco too. In 1874, San Francisco was the biggest city in the West. More than 150,000 (one hundred fifty thousand) people lived there.

This is a map of California. Do these things:

1. Write "California" on the line at the top of the map. Write "Fresno" on the line next to the large dot, to show where Andi lives.
2. Write "Pacific Ocean" on the two lines in the gray part of the map. The gray color is water.
3. Draw railroad tracks  from San Francisco to Fresno. That is how far Aunt Rebecca came to visit Andi and her family. It took 8 hours by train.



The Fort in San Francisco



Riley wants to go home for Christmas. Home is the Presidio (pre-see-dee-o), the army fort in San Francisco. Riley's father is a soldier at the Presidio.

Here is a map of a small part of San Francisco in 1874. Look at all the ships in the bay! They are coming to the big city to buy and sell goods. Can you find the Presidio? The fort sits on land sticking out near the top of the map, right below "The Golden Gate." **Circle the Presidio.**

The Spanish built the Presidio in 1776. The fort was passed to the United States in 1847. Today, the Presidio is a big park near the **Golden Gate Bridge**.

There was no bridge back in 1874. The waterway was called "The Golden Gate." But then they built a bridge over the water. They named it "Golden Gate Bridge." On the map, **draw a bridge** over the water at the Golden Gate.

To the right is a picture of the **Golden Gate Bridge** and the **Presidio** today. The empty hills on the map above are now covered with buildings, grass, and trees. If Riley saw the Presidio today, he would not recognize it.

This picture is black and white, but you can unscramble the letters for a hint to learn what color the Golden Gate Bridge really is:

DRE _____



Andi's Circle C Christmas Chapters 4-6

Read the chapters and answer the questions:

Chapter 4

1. Who wants to help Andi cut up her meat? _____
2. What happens when Andi tries to cut her own meat?
 - A. She cuts her finger.
 - B. She knocks the meat off her plate.
 - C. She knocks over her glass of milk.

Chapter 5

3. What is Andi knitting as a gift for Mother?
 - A. a pot holder
 - B. a scarf
 - C. a hat
4. Aunt Rebecca is Father's OLDER • YOUNGER sister. (circle one)
5. What is Andi's full name?

FIRST NAME

MIDDLE NAME

LAST NAME

Chapter 6

6. What does Andi ask God to help her do when Aunt Rebecca bosses her?
 - A. to not talk back to Aunt Rebecca
 - B. to obey Aunt Rebecca
 - C. to make Aunt Rebecca happy
 - D. all of these
7. What is hanging over the back of Andi's chair? her coat • a lasso
8. Aunt Rebecca says Taffy will be trained to do something when she grows up. What is it? _____
9. Andi disagrees with her aunt. What does Andi say she will do when Taffy grows up? _____

New Words for Chapters 4–6

Turn back to page 7 in *Circle C Christmas* and find the words below.

Write what each word means.

1. company _____

2. spoil _____

More Fun with New Words

Circle the meaning of each underlined word in these sentences.

3. “Don’t slouch, Andrea,” Aunt Rebecca said.

Slouch means . . . A. hunch over B. fall down C. talk back

4. Andi jabbed her knife into the big chunk and started sawing.

Jabbed means . . . A. nudged B. sneaked C. poked

5. “Mother would be so ashamed!”

Ashamed means . . . A. happy B. embarrassed C. angry

6. Andi prayed in a rush.

Rush means . . . A. in a hurry B. in a bad mood C. in tears

Think and Write

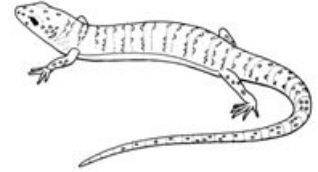
Who is your favorite character so far? _____

Why do you like him (or her)? _____



Story Characters

You have met a lot of characters in *Andi's Circle C Christmas*. Can you remember who they are? Draw a line from the characters to their descriptions.



Andi

- Andi's oldest brother. He offers to cut up her meat.

Riley

- The main character in *Circle C Christmas*.

Justin

- Andi's friend, who lives on the ranch while his mother is sick.

Aunt Rebecca

- Andi's grumpy aunt from San Francisco. She doesn't like spiders.

Chad

- Andi's big sister. She helps Andi make a Christmas present for their mother.

Taffy

- The pony Andi rides while wearing her new dress.

Coco

- Andi's other big brother. She thinks he is bossy.

Melinda

- Riley's uncle. He is the ranch foreman (boss).

Uncle Sid

- Andi's lizard. He loves to eat spiders and flies.

Pickles

- Andi's foal.

What's Missing?

Picture 2



Picture 1



Here are 2 pictures. They are not the same. Eight things are missing from Picture 2.
Can you find them? Circle the places on Picture 2 where the missing things belong.


Joyfulness

Keeping a good attitude even when I am faced with unpleasant situations.

The Bible says to rejoice in the Lord *always*, not just when you feel like, but also when things are not going your way. God will work all things out for your good and His glory. Rejoice in the Lord!

Sometimes you have to *choose* to have a joyful attitude. Thinking of ways we can thank God for His gifts helps us become joyful. In the box below, draw something that makes you feel happy. Use it to remind you to rejoice in the Lord always.

I can rejoice in the Lord because



COLOR THE PICTURE

Joyfulness

Rejoice in the Lord always: and again I say, Rejoice.
Philippians 4:4



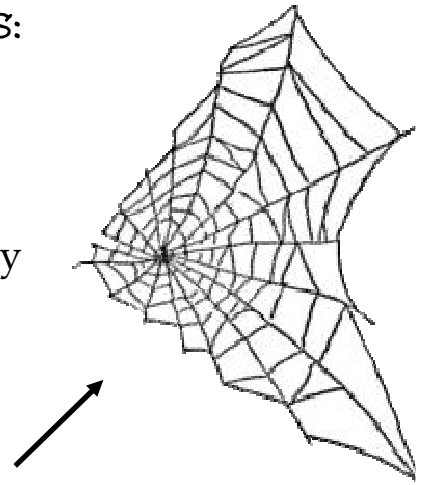
Andi's Circle C Christmas Chapters 7-10

Read the chapters and answer the questions:

Chapter 7

1. Who rescues Andi from Aunt Rebecca's scolding?
A. Justin B. Chad C. Mitch D. Melinda E. Riley
2. Riley finds a lot of _____ in the corner of the barn.

Draw the spiders on the web in the corner of this page.



Chapter 8

3. Four people see the broken jar of spiders. Circle the only person who was NOT shrieking.
Aunt Rebecca • Mother • Melinda • Andi
4. YES or NO. Andi is very excited to go to a tea party with Aunt Rebecca.
5. What falls off the buggy? _____

Chapter 9

6. Why is Andi scared? Circle all the reasons. • Andi broke her arm • Aunt Rebecca bumped her head • it's raining • Andi is cold and wet a strange dog scares her • it will be dark soon • they have nothing to eat
7. What is Andi's best idea ever? _____
8. YES or NO. Aunt Rebecca thinks it is a great idea too.

Chapter 10

9. Circle the things Aunt Rebecca does when she rides Pal: • she screams • she falls off • she tells Andi to stop • she loses her hat • she gets wet
10. Pal stops, and Andi and Aunt Rebecca land in a big _____

A Christmas Puzzle

If you look carefully at the word "Christmas," you will see the word "Christ." That is who Christmas is all about: Jesus Christ. John 3:16 says, "For God so loved the world, that He gave His only begotten Son, that whoever believes in Him should not perish, but have everlasting life."

Fill in the missing letters of this Christmas puzzle. Use the clues.

Clues:



C _ _ _ _ _

~ Jesus is also called _____.

H _ _ _ _

~ A Christmas plant with small, red berries and green, prickly leaves.

R _ _

~ A candy cane is _____ and white.

I _ _

~ Jesus was born in a stable because there was no room in the _____.

S _ _ _

~ The Wise Men followed this when they were looking for Jesus.

T _ _ _

~ We like to decorate this and hang lights and balls on it.

M _ _ _ _ _

~ Mary wrapped Jesus up and laid him in a _____.

A _ _ _ _ _


~ These heavenly beings told the shepherds the news about Jesus' birth.

S _ _ _

~ God loved us and sent Jesus to die for our _____.




The Magi Find Jesus



It took the Magi (the Wise Men) a long time to reach Bethlehem. But when they did, they worshiped the new King and brought him gifts: gold, frankincense, and myrrh.



Can you help the Magi find their way through this maze to the house where Baby Jesus and his family stayed? Do not cross any black lines.



“And they [the magi] came into the house and saw the Child with Mary His mother, and they fell down and worshiped Him; and opening their treasures they presented to Him gifts of gold and frankincense and myrrh.” ~ Matthew 2:11





A Victorian Christmas

In 1874, when Andi was a little girl, Victoria was the queen in far-away England. People in America liked to follow the customs of Queen Victoria. The 1800s were called the "Victorian Age," named after Queen Victoria.

Poor children usually found an orange or a stick of candy in their Christmas stockings. Sometimes they might find a penny. But the way rich people celebrated Christmas was quite something! The whole house was filled with fir branches, holly, lights, and homemade decorations. The Bible was displayed on a special table, opened to the Christmas story. In the parlor stood the Christmas tree. Queen Victoria had a Christmas tree in her castle, and everybody else wanted one too. Rich Victorian families put up so many decorations that you could hardly see the tree.

A Victorian Christmas centered around the Christ Child and children. Families went on caroling parties, singing Christmas songs to friends and neighbors. They went to church on Christmas Eve to remember Jesus' birth. They had a huge meal on Christmas Day, with friends and family. Instead of turkey, people ate roast beef or a Christmas goose. They ate plum pudding (which has no plums in it).

Families made gifts for each other, and parents bought gifts for their children. Here are examples of the kinds of gifts 1800s Victorian children received.

Circle the gifts you would have liked to receive.

- ~ a sled
- ~ a stamp album
- ~ a model train
- ~ a toy pistol
- ~ wind-up soldiers
- ~ marbles
- ~ building blocks
- ~ a savings bank
- ~ a shoeshine kit
- ~ carved and painted toy animals

Boys



- ~ hair ribbons
- ~ drawing pencils
- ~ a muff
- ~ doll's dresses
- ~ a painting set
- ~ a fan or some mittens
- ~ a music box or a sewing kit
- ~ a tiny doll in a walnut crib
- ~ a canary (yes, a real bird!)
- ~ a book

Girls

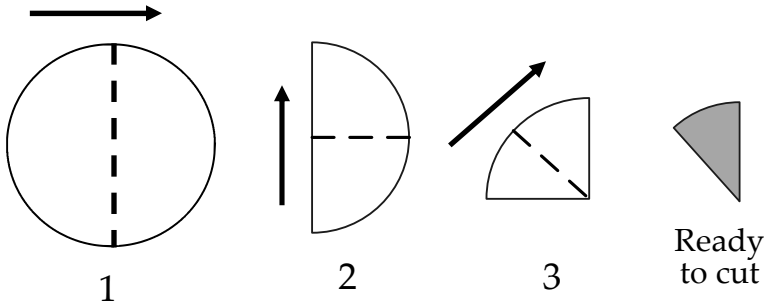


Victorian Christmas Decorations

Children hung homemade decorations on the tree and in the house. They made colorful paper chains from strips of paper, looped and glued. They cut snowflakes, too.

Snowflakes

You need a scissors and paper. Cut out the circles below. (You can also use these circles as patterns on colored tissue paper.)





~ (1) Fold the circle in half. (2) Fold it in half again. (3) Fold it in half one more time.

~ Cut notches on the edges of the triangle. Unfold and hang up by A thread tied to the snowflake.

~ Try many kinds of cuts to make each snowflake different.

~ A little glue and glitter adds sparkle to your snowflakes.

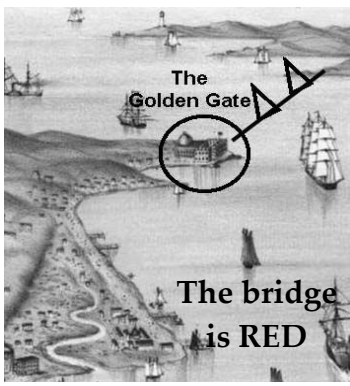


Answers: 6-Andi's Circle C Christmas

Page 103: Chapters 1—3

1. in the barn (hayloft)
2. Fly
3. YES
4. sling shot, harmonica, ~~doll~~, lasso, ~~hair ribbon~~, ~~new dress~~, knife, brush for Taffy
5. NO
6. Aunt Rebecca (old lady)
7. NO
8. Elizabeth
9. B
10. C

Page 107: The Fort



Page 104: New Words

Chapters 1–3

- carpetbag**—an old-fashioned suitcase; a travel bag made out of carpet
- fort**—an army base where soldiers live and work
- hankie**—a square piece of cloth used for wiping the eyes or nose; a handkerchief
- knit**—to use yarn to make things like a sweater or scarf
- rose water**—perfume that smells like roses

San Francisco—a big city in

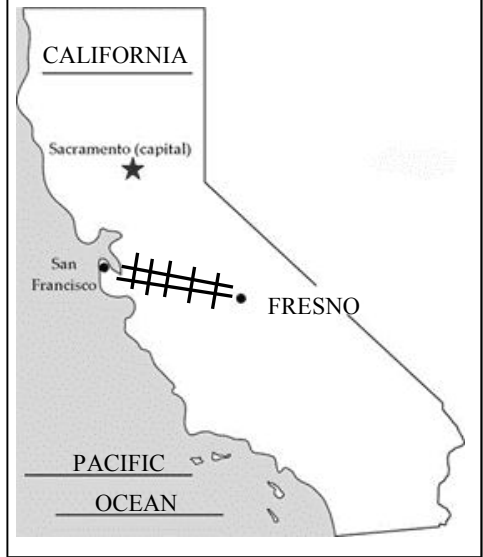
California near the Pacific Ocean

- | | |
|------------|-------------|
| 1. special | 4. instant |
| 2. stuffed | 5. thumping |
| 3. invite | |

Page 108: Chapters 4–6

- | | |
|-----------------------|---------------|
| 1. Justin | 6. D |
| 2. C | 7. a lasso |
| 3. A | 8. pull buggy |
| 4. OLDER | 9. ride Taffy |
| 5. Andrea Rose Carter | |

Page 106: Where Is San Francisco?



Page 109: New Words Chapters 4–6

1. **company**—a guest in someone's home
2. **spoil**—to let a child have his or her own way
3. A 4. C 5. B 6. A

Page 111: What's Missing?

1. flower on Rebecca's hat
2. barn window
3. bird on post
4. rope
5. Andi's hair bow
6. bow on Andi's dress
7. Rebecca's foot
8. Andi's shoe strap

Page 114 Puzzle

C hrist
H olly
R ed
S tar
T ree
M anger
A ngels
S ins

Page 110: Story Characters

Andi—the main character in *Circle C Christmas*

Riley—Andi's friend, who lives on the ranch

Justin—Andi's oldest brother. He offers to cut up her meat.

Aunt Rebecca—Andi's grumpy aunt from San Francisco. She doesn't like spiders.

Chad—Andi's other big brother. She thinks he is bossy.

Taffy—Andi's foal

Coco—the pony Andi rides while wearing her new dress

Melinda—Andi's big sister. She helps Andi make a Christmas present for their mother

Uncle Sid—Riley's uncle; he is the ranch foreman

Pickles—Andi's lizard. He loves to eat spiders & flies.

Page 113: Chapters 7–10

1. B
2. spiders
3. Mother
4. NO
5. the wheel
6. Aunt Rebecca bumped her head; it's raining; Andi is cold and wet; it will be dark soon
7. to ride Pal home
8. NO
9. screamed; lost her hat; got wet
10. a puddle

Page 115: Magi

