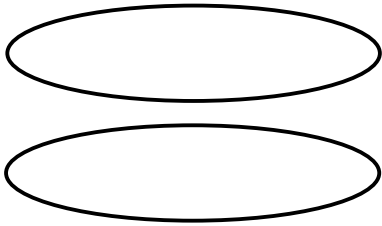
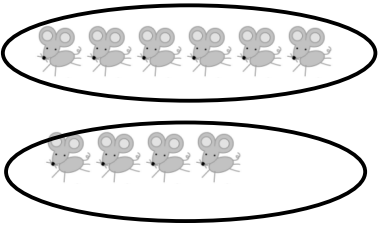
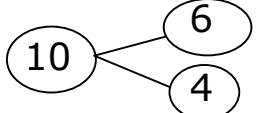

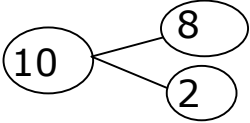
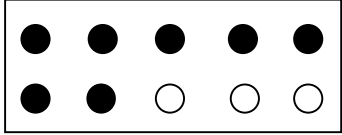


Lesson
3.3c
Make 10

Objectives <ul style="list-style-type: none"> Recall addition within 10. 	California Standards NS 1.1: Count, read, and write whole numbers to 100. NS 1.3: Represent equivalent forms of the same number through the use of physical models, diagrams, and number expressions. NS 2.1: Know the addition facts (sums to 20) and the corresponding subtraction facts and commit them to memory. NS 2.5: Show the meaning of addition (putting together, increasing) and subtraction (taking away, comparing, finding the difference). AF 1.2: Understand the meaning of the symbols +, −, =. AF 1.3: Write and solve number sentences from problem situations that express relationships involving addition and subtraction. MR 1.1: Determine the approach, materials, and strategies to be used.
Materials <ul style="list-style-type: none"> Appendix 3.1a Appendix 3.1b Appendix 3.2a Number cards Appendix 3.3b-1 Appendix 3.3b-2 Appendix 3.2b-1 Appendix 3.2b-2 Appendix 3.3c 	

Teaching Strategies		
Addition up to 10	Draw two circles on the board.	
	Give a student ten picture cutouts (Appendix 3.1a, 3.1b and 3.2a) and ask him/her to place these into the two circles. This separates the cutouts into two groups.	
	Get students to write down the number bond representing the number of picture cutouts in the two circles.	

	Repeat the process. Ask different students to go to the board and move the cutouts around, so that various combinations that make 10 are produced.	
	Show a number card to the class. Ask a student to call out the number that makes 10 together with this number. (8)	
	Repeat the process several times.	
	Display a number bond on the board.	
	Get students to write the addition sentence related to the given number bond, in their exercise books.	$8 + 2 = 10$
	Repeat the process several times.	
	Display a dot card (Appendix 3.3b-1 and 3.3b-2) that shows two different kinds of dots making up 10 dots in total. Get students to count the number of each kind of dots. Ask students to write an addition sentence for the dot card in their exercise books.	 $7 + 3 = 10$
	Repeat the process several times.	
Assess	Discuss tasks 5 to 8, Textbook p. 38-40.	Textbook p. 38-40 5. (a) 9 (b) 8 (c) 7 (d) 6 (e) 5 (f) 4 (g) 3 (h) 2 (i) 1 (j) 0 6. 10, 9, 10 9, 10, 9 9, 10, 10 9, 10, 9 8. (a) 9 (b) 8 (c) 7 (d) 6 (e) 6 (f) 10
Activity	Use the addition fact cards (Appendix 3.2b-1, 3.2b-2 and 3.3c-1 to 3.3c-4) for numbers within 0 to 10 to play the game as described in Lesson 3.2f.	

Unit 6 – Numbers to 20

TB: Textbook

WB: Workbook

EP: Extra Practice

Lesson	Objectives	Materials	Resources	Standards
Chapter 1 : Counting and Comparing				5 days
6.1a Count Within 20 by Making 10 First	<ul style="list-style-type: none"> Count within 20 by making (building up from) 10. Read and write numerals 11 to 20 and their corresponding number-words. 	<ul style="list-style-type: none"> Appendix 2.1a Countable items such as counters, cubes and pencils 	TB: p. 62-63	NS 1.1 NS 1.4
6.1b Tens and Ones	<ul style="list-style-type: none"> Count within 20 by making (building up from) 10. Read and write numerals 11 to 20 and their corresponding number-words. 	<ul style="list-style-type: none"> Appendix 4.1a Number cards 	TB: p. 64-66 WB: p. 89-95	NS 1.1 NS 1.4 NS 2.5 AF 1.1 AF 1.2 AF 1.3 MR 2.1
6.1c Count back from 20	<ul style="list-style-type: none"> Count within 20 by making (building up from) 10. Read and write numerals 11 to 20 and their corresponding number words. 	<ul style="list-style-type: none"> Appendix 4.1a 	TB: p. 66-67 WB: p. 96-97	NS 1.1 NS 2.3 NS 2.5 MR 2.1
6.1d Compare and Order Numbers	<ul style="list-style-type: none"> Compare and order numbers up to 20. 	<ul style="list-style-type: none"> Appendix 1.1c Appendix 2.1a 	TB: p. 68-69 WB: p. 98-99	NS 1.1 NS 1.4 MR 2.1
6.1e Ordered Sequence	<ul style="list-style-type: none"> Compare and order numbers up to 20. 		TB: p. 69 WB: p. 100 EP: p. 55-58 Tests: p. 69-74	NS 1.1 NS 1.4 NS 2.3 MR 2.1
Chapter 2 : Addition and Subtraction				7 days
6.2a "Make 10" Strategy for Adding	<ul style="list-style-type: none"> Add two one-digit numbers, using the "make 10" strategy. 	<ul style="list-style-type: none"> Appendix 2.1a Appendix 1.1c 	TB: p. 70-72 WB: p. 101-104	NS 1.1 NS 1.3 NS 1.4 NS 2.1 NS 2.5 AF 1.1 AF 1.2 AF 1.3 MR 2.1