

Harmony Fine Arts

Art and Music Appreciation

Grade 3—Late Renaissance To Early Modern Art

# SAMPLE PLANS



Compiled by Barbara McCoy

[www.harmonyfinearts.com](http://www.harmonyfinearts.com)

## Table of Contents

### **Introductory Pages**

<u>Artists and Composers List</u>	Page 4
<u>Materials List</u>	Page 5
<u>Harmony Fine Arts-Overview</u>	Page 6
<u>Harmony Fine Arts-How to Get Started</u>	Page 7
<u>Supplies List</u>	Page 8
Featured Works and Picture Study Ideas	Page 9
How to Deal With Nudity	Page 10
Notes for Option 2, 3, and Music	Page 11
Art and Music Notebook Ideas	Page 12

### **Weekly Schedules**

<u>Weeks 1-6</u>	Pages 13-16
Weeks 7-12	Pages 17-20
Weeks 13-18	Pages 21-24
Weeks 19-24	Pages 25-28
Weeks 25-30	Pages 29-32
Weeks 31-36	Pages 33-36

### **Index Pages**

Notebook Page Index	Page 37
Coloring Page Index	Page 44
Art Prints	Page 55
More Mini-Units from Harmony Fine Arts	Page 68



## Harmony Fine Arts—Grade 3

### Artist and Composer Lists

#### ***Artists***

##### Diego Velazquez

Rembrandt van Rijn

John James Audubon

Jean-Honore Fragonard

J.M. Turner

Jean-Francois Millet

#### ***Composers***

##### Joseph Handel

Franz Joseph Haydn

Felix Mendelssohn

Frederic Chopin

Sergei Rachmaninoff

John Williams

## Harmony Fine Arts—Grade 3 Materials List

You can click over to the [Harmony Fine Arts Grade 3 Amazon Store](http://astore.amazon.com/harmonyfineartsgrade3-2011edition-20) for convenience.

<http://astore.amazon.com/harmonyfineartsgrade3-2011edition-20>

The Amazon eStore also has additional suggestions for supplemental books and music.

<b>Music Appreciation</b>	<b>Author</b>	<b>ISBN</b>
More Famous Composers	Darren Henley	<a href="#"><u>9626344229</u></a>
<b>Art Appreciation Option 2</b>		
Getting to Know the World's Greatest Artists: Diego Velazquez	Mike Venezia	<a href="#"><u>9780516269801</u></a>
Getting to Know the World's Greatest Artists: Rembrandt	Mike Venezia	<a href="#"><u>9780516422725</u></a>
The Boy Who Drew Birds: The Story of John James Audubon	Jacqueline Davies	<a href="#"><u>9780618243433</u></a>
How Artists See: The Elements	Colleen Carroll	<a href="#"><u>9780789204769</u></a>
<b>Art Appreciation Option 3</b>		
Artistic Pursuits Grades K-3 Book Two Stories of Artists and Their Art Second Edition  Purchase from AP directly. This resource is used for HFA Grade 2 and 3.	Brenda Ellis	<a href="#"><u>978-0-9815982-2-2</u></a>  <a href="http://www.artisticpursuits.com/1112bk_k32.html">http:// www.artisticpursuits.com/1112bk_k32.h tml</a>



## Harmony Fine Arts—Grade 3

\*1-2 hours per week for picture study, art appreciation, and an art activity depending on which option you choose

### ***Harmony Fine Arts-Overview***

Harmony Fine Arts is the art and music appreciation program designed for busy homeschooling families. The Harmony Fine Arts plans organize a variety of resources so you can open the schedule and with little preparation offer your child experiences with great artists and composers.

Harmony Fine Arts was created to fill a need in the homeschooling community. Our family had been using the classical model for homeschooling and we were looking for artists and composers organized into the four year cycle of history as outlined in the *Well-Trained Mind*. Our family was also interested in using Charlotte Mason's ideas by making picture study, or viewing great art, the foundation of our plan for art appreciation. As I researched these ideas, I found wonderful resources that could also be used to enhance our experience with picture study. We needed the artists, composers, and resources organized in a plan that would be easy to use and flexible but no such plan existed. This is when the idea for Harmony Fine Arts was born.

Harmony Fine Arts plans for art and music appreciation embrace everything that our family thinks is important. We made picture study the foundation of the plan and with a little practice viewing paintings each week, our children began to get to know a variety of artists within a particular time period. In addition to picture study, the plans scheduled additional art appreciation books that we could use as we had time available. Music appreciation was planned in an easy to follow schedule and we could listen as much or as little as we had time each week.


With these plans, you can choose to complete as much of the plan as you want. You can follow the picture study and listening schedules as a basic art and music appreciation program or you can add in one of the art appreciation books or read more about the composers. You choose!

The Harmony Fine Arts plans pull together affordably priced materials along with internet links so you can have a reasonably priced art and music appreciation program.


There are 32-36 weeks planned in each level of Harmony Fine Arts and this allows your family to review or take a week off here and there and still be able to stay on track to finish each level by the end of the school year. The plans are listed by grade but you can use them for a variety of ages for a family with more than one student.

## Harmony Fine Arts—Grade 3 Specifics

Harmony Fine Arts is the art and music appreciation program designed for busy homeschooling families. The Harmony Fine Arts plans organize a variety of resources so you can open the schedule and with little preparation offer your child experiences with great artists and composers.



Harmony Fine Arts was created to fill a need in the homeschooling community. Our family had been using the classical model for homeschooling and we were looking for artists and composers organized into the four year cycle of history as outlined in the *Well-Trained Mind*. Our family was also interested in using Charlotte Mason's ideas by making picture study, or viewing great art, the foundation of our plan for art appreciation. As I researched these ideas, I found wonderful resources that could also be used to enhance our experience with picture study. We needed the artists, composers, and resources organized in a plan that would be easy to use and flexible but no such plan existed. This is when the idea for Harmony Fine Arts was born.



### ***How to Get Started (See also this entry on my blog.)***

<http://harmonyartmom.blogspot.com/2009/01/how-to-get-started-with-harmony-fine.html>

1. Choose which option for art appreciation you are going to follow.
2. Look at the book list for your desired option and determine which books you have, which books your library has, and which books you need to order. Make sure to check the music appreciation section on the book list to see which CDs you need.
3. If you have books or CDs to order, click the link on the resource page to go to Amazon and my Harmony Fine Arts Grade 2 Store. This will take you to the direct ordering page for any materials you need at Amazon.com.  
<http://astore.amazon.com/harmonyfineartsgrade3-2011edition-20>
4. Check the supplies list for any art supplies that you will need for the year. I have done my best to see that everything is listed and that I have given you an approximate amount for things like paper and paints.
5. After you have gathered all your materials, take some time to look through them before the school year starts to familiarize yourself with what you have. I hope that you take the time to preview anything you plan to use and assign for the year and adapt the books to your family's values. See page 10 for some ideas in dealing with nudity.
6. If you are printing your Harmony Fine Arts plans out on paper, you might like to place the weekly plans in sheet protectors so that you can write with dry erase markers any notes for that week or to check off those activities that you have completed.
7. You can keep all your art projects, biographies, and prints in a three-ring binder. Your children can decorate the cover and fill the binder up with sheet protectors. After they finish a project, label the back with the date, the assignment name, and any notations about the art being studied or the time period. Then you can slip the project into a sheet protector. You could add a section for an art and music timeline in the binder if you desire. See page 12 for more information about an art and music notebook.

## Harmony Fine Arts—Grade 3

### Supplies List



#### **Option One**

Optional 3-ring binder and page protectors for any paintings you print out.

#### **Option Two (For specific ideas for art supplies, see my suggestions HERE\*)**

3-ring binder and page protectors for notebook pages and art projects

Thin markers—set of 12 or 24

Colored pencils and a No. 2 pencil

Crayons

Oil pastels—set of 50 (I prefer Sakura brand-see the Squidoo link below.)

Watercolors—set of 8 semi-moist colors

Watercolor pencils— set of 12

Paint brushes— variety of round and flat for watercolor and tempera paints

Pastel Paper (few sheets including brown or tan)

Watercolor paper pad

Sketch pad

Tempera paints— 6 or more colors including green, black, white, red, blue, brown

Week 14: items for bird collage (fabric scraps, buttons, colored paper, feathers, magazine images)

Week 28: 1 sheet of black construction paper

#### **Option Three**

##### **Suggestions from Artistic Pursuits K-3 Book 2, page 3:**

View online: [Artistic Pursuits K-3 Book 2 Supply List](http://www.artisticpursuits.com/1122sup_k32.html)

[http://www.artisticpursuits.com/1122sup\\_k32.html](http://www.artisticpursuits.com/1122sup_k32.html)

In addition (see above for additional information):

Colored pencils

Thin markers

Pastel paper (few sheets including brown or tan)

Week 14: items for bird collage (fabric scraps, buttons, colored paper, feathers, magazine images)

Week 28: 1 sheet of black construction paper

#### **Music Appreciation**

Optional 3-ring binder to hold notebook pages

Colored pencils

Thin Markers

## Harmony Fine Arts—Grade 3

### Weeks 1-6 Diego Velazquez

#### Option 1 Weekly Picture Study

Diego Velazquez 1599-1660

1. [Prince Balthasar Carlos on Horseback](#) (Image Index)
2. [Don Sebastian de Morra](#)
3. [Las Meninas](#)
4. [Phillip IV in Brown and Silver](#)
5. [Old Woman Cooking Eggs](#)
6. [The Infanta Maria Margarita](#) (Image Index)

#### Option 2 Art Appreciation with Follow-Up Activities

1	<b>View: <a href="#">Prince Balthasar</a>.</b> <b>Image Index</b>  Read: Getting to Know the World's Greatest Artists: Diego Velazquez (whole book)	<b>Watch the slideshow on <a href="#">Garden of Praise</a>. [LINK]</b>  Color the accompanying coloring page.
2	<b>View: <a href="#">Don Sebastian de Morra</a>.</b>  Review: Getting to Know the World's Greatest Artists: Diego Velazquez Pages 22-23	<b>Color the accompanying coloring page.</b> Make sure to use some dark colors.
3	<b>View: <a href="#">Las Meninas</a>.</b> Review: Getting to Know the World's Greatest Artists: Diego Velazquez Page 28	<b><a href="#">Las Meninas Coloring Page</a> [LINK]</b> Print at 150% and use colored pencils to color the image.  View a closer look at this painting on <a href="#">YouTube.com</a> .
4	<b>View: <a href="#">Phillip IV in Brown and Silver</a>.</b> Review: Getting to Know the World's Greatest Artists: Diego Velazquez Page 24-27	<b>Complete a notebook page for Diego Velazquez.</b> See the Notebook Page Index for choices.  Compare this painting of King Phillip with the one in the book on page 26.
5	<b>View: <a href="#">Old Woman Cooking Eggs</a>.</b>  Review: Getting to Know the World's Greatest Artists: Diego Velazquez Pages 11-12	<b>Use oil pastels to draw a glass, bowl, or jug on a dark background.</b> You may wish to use dark pastel paper.
6	<b>View: <a href="#">The Infanta Maria Margarita</a>.</b> <b>Image Index</b> Review: Getting to Know the World's Greatest Artists: Diego Velazquez Pages 20-21	<b>Copy this painting with red, light green, and gold crayons or colored pencils.</b>



## Harmony Fine Arts—Grade 3

### Weeks 1-6 Diego Velazquez

#### Option 3 Artistic Pursuits with Picture Study Suggestions

1	<b>Lesson 15 page 40. Anguissola</b>  View slideshow on <a href="#">YouTube.com</a> .	<b>Project 15 page 41</b> Tempera and Oil Pastels
2	<b>Lesson 16 page 42.</b>  View: <a href="#">A Game of Chess</a> .	<b>Project 16 page 43.</b> Oil Pastels
3	<b>Lesson 17 page 44-45. Durer</b>  Visit the <a href="#">Garden of Praise</a> page for Durer.	<b>Parent Page: Read page 46 on printmaking.</b> <b>Project 17 page 47.</b> Monoprint with Ink.
4	<b>Lesson 18 page 48.</b>  View: <a href="#">Flight Into Egypt</a> .	<b>Project 18 page 49.</b> Monoprint with Ink.
5	<b>Mini-Unit on Diego Velazquez</b> <a href="#">Read and/or print biography.</a> Watch the slideshow on <a href="#">Garden of Praise</a> .	<b>View: <a href="#">Prince Balthasar</a>.</b> Color the accompanying coloring page.
6	<b>View: <a href="#">Don Sebastian de Morra</a>.</b> Color the accompanying coloring page.	<b>View all the paintings in Option 1.</b> Draw in the style of Velazquez with oil pastels. You can use dark paper with a lighter colored person as the subject.

#### Portraits for Your Notebook Pages



Diego Velazquez



George Handel



## Notes for Weeks 1-6

### Option 1:

1. [http://commons.wikimedia.org/wiki/File:Diego\\_Vel%C3%A1zquez\\_055.jpg](http://commons.wikimedia.org/wiki/File:Diego_Vel%C3%A1zquez_055.jpg)
2. [http://commons.wikimedia.org/wiki/File:Diego\\_Vel%C3%A1zquez\\_062.jpg](http://commons.wikimedia.org/wiki/File:Diego_Vel%C3%A1zquez_062.jpg)
3. [http://en.wikipedia.org/wiki/File:Las\\_Meninas\\_01.jpg](http://en.wikipedia.org/wiki/File:Las_Meninas_01.jpg)
4. <http://en.wikipedia.org/wiki/File:Velazquez1632philipIV.jpg>
5. [http://commons.wikimedia.org/wiki/File:Diego\\_Vel%C3%A1zquez\\_017.jpg](http://commons.wikimedia.org/wiki/File:Diego_Vel%C3%A1zquez_017.jpg)
6. [http://commons.wikimedia.org/wiki/File:Diego\\_Vel%C3%A1zquez\\_026.jpg](http://commons.wikimedia.org/wiki/File:Diego_Vel%C3%A1zquez_026.jpg)

### Option 2:

Week 1: Slideshow: <http://biblelessons.org/art52slide.html>

Week 3: [http://www.supercoloring.com/wp-content/original/2009\\_10/Portrait-of-the-Infanta-Margarita-by-Diego-Velasquez-coloring-page.jpg](http://www.supercoloring.com/wp-content/original/2009_10/Portrait-of-the-Infanta-Margarita-by-Diego-Velasquez-coloring-page.jpg)

YouTube video: <http://www.youtube.com/watch?v=r8m5O76cAeo>

### Option 3:

Week 1: Slideshow: [http://www.youtube.com/watch?v=px0OI3Q\\_F3E](http://www.youtube.com/watch?v=px0OI3Q_F3E)

Week 2: [http://en.wikipedia.org/wiki/](http://en.wikipedia.org/wiki/File:The_Chess_Game,_by_Sofonisba_Anguissola,_1555._Oil_on_canvas._Museum_Navrodwe,_Poznan,_Poland_01.jpg)

[File:The\\_Chess\\_Game,\\_by\\_Sofonisba\\_Anguissola,\\_1555.\\_Oil\\_on\\_canvas.\\_Museum\\_Navrodwe,\\_Poznan,\\_Poland\\_01.jpg](http://en.wikipedia.org/wiki/File:The_Chess_Game,_by_Sofonisba_Anguissola,_1555._Oil_on_canvas._Museum_Navrodwe,_Poznan,_Poland_01.jpg)

Week 3: <http://gardenofpraise.com/art53.htm>

Week 4: [http://commons.wikimedia.org/wiki/File:%27Life\\_of\\_the\\_Virgin,\\_Flight\\_into\\_Egypt%27,\\_woodcut\\_by\\_Albrecht\\_D%C3%BCrer,\\_c.\\_1503-4,\\_Honolulu\\_Academy\\_of\\_Arts.jpg](http://commons.wikimedia.org/wiki/File:%27Life_of_the_Virgin,_Flight_into_Egypt%27,_woodcut_by_Albrecht_D%C3%BCrer,_c._1503-4,_Honolulu_Academy_of_Arts.jpg)

Week 5: Biography: <http://www2.scholastic.com/browse/article.jsp?id=3754699>

Slideshow: <http://biblelessons.org/art52slide.html>

# Harmony Fine Arts—Grade 3

## Weeks 1-6

### Composer Study: George Handel 1685-1759

1	<p><b>More Famous Composers CD 1 Tracks 1 and 2</b></p> <p><a href="#">Handel Biography</a> to print and add to your notebook. [LINK]</p>	<p><b>Listen to: <u>Royal Fireworks.</u></b></p> <p>View this painting of the <a href="#">Royal Fireworks</a>. [LINK]</p> <p>Draw some fireworks and a castle for your notebook with thin markers.</p>
2	<p><b>More Famous Composers CD 1 Track 3</b></p> <p>Listen to <a href="#">Handel's Hornpipe</a> online. (Click the Hear the Music icon.)</p> <p><a href="#">Hornpipe Activity Sheet</a> [LINK]</p>	<p><b>Listen to: <u>Alla Hornpipe on YouTube.</u></b></p> <p>Optional: Video with <a href="#">Baroque Dancers</a>. [LINK]</p> <p>View this painting of <a href="#">Handel and King George I.</a></p>
3	<p><b>More Famous Composers CD 1 Track 4</b></p> <p>Instruments of the Baroque Orchestra: <a href="#">Printable</a> [LINK]</p> <p>Listen to the <a href="#">harpsichord</a>. [LINK]</p>	<p><b>Listen on YouTube: <u>Water Music Suite 3 in G Major.</u></b></p> <p>Watch video of <a href="#">Baroque dancers</a> with Handel's Minuet. [LINK]</p>
4	<p><b>More Famous Composers CD 1 Track 5</b></p> <p>Watch a video portraying the <a href="#">Handel vs. Scarlatti duel</a>.</p>	<p><b>Listen on YouTube: <u>Recorder Sonata in A Minor</u></b></p> <p>Color this <a href="#">portrait of Handel</a> for your notebook while you listen. [LINK]</p>
5	<p><b>YouTube of <u>Zadok the Priest</u></b></p> <p>Another of the <a href="#">Queen's Jubilee with Zadok the Priest</a></p>	<p><b>Listen to Zadok the Priest again.</b></p> <p>Draw a picture of the Queen and her gold coach using crayons or markers.</p>
6	<p><b>Listen to <u>Messiah on Wikipedia.</u></b></p> <p>(scroll down to see the media player)</p> <p><a href="#">YouTube listening.</a></p>	<p><b>Complete a notebook page for Handel.</b></p> <p>See the Notebook Page Index for choices.</p>

#### Music Links:

All of the YouTube links can be found here: [http://www.youtube.com/view\\_play\\_list?p=60CD8A8F8E39C8A5](http://www.youtube.com/view_play_list?p=60CD8A8F8E39C8A5)

Week 1: [http://www.makingmusicfun.net/htm/f\\_mmf\\_music\\_library/hey-kids-meet-george-frideric-handel.htm](http://www.makingmusicfun.net/htm/f_mmf_music_library/hey-kids-meet-george-frideric-handel.htm)

Painting of Royal Fireworks: <http://en.wikipedia.org/wiki/File:RoyalFireworks.jpg>

Week 2: <http://www.classicsforkids.com/composers/bio.asp?id=26>

Handel and King George I: <http://en.wikipedia.org/wiki/File:GeorgIvonGro%C3%9FbritannienGeorgFriedrichHaendelHamman.jpg>

Activity: <http://www.classicsforkids.com/activitysheets/June2008.pdf>

Week 3: Baroque orchestra printable: <http://www.dsokids.com/visitthesymphony/seatingchart/default.aspx>

Harpsichord: <http://www.dsokids.com/listen/InstrumentDetail.aspx?instrumentID=34>

Week 4: Portrait: <http://www.supercoloring.com/pages/george-handel/>

Week 6: Messiah: [http://en.wikipedia.org/wiki/Messiah\\_%28Handel%29](http://en.wikipedia.org/wiki/Messiah_%28Handel%29)

Artist: \_\_\_\_\_

# Artist Study

Things I have learned about this artist:

---

---

---

---

---

---


---

---

---

---





26. Diego Velázquez (1599–1660). *Prince Baltasar Carlos, Equestrian*, c. 1634/35. Oil on canvas, 82½ in. x 68½ in.





Prince Balthasar Carlos on Horseback. Diego Velázquez. Museo del Prado, Madrid.  
Oil on canvas.