

TEACHER GUIDE

4th–6th Grade

Includes Student
Worksheets

Social Studies



Weekly Lesson Schedule



Activities





Quizzes



Answer Key

ELEMENTARY GEOGRAPHY & CULTURES



TEACHER GUIDE

4th–6th Grade

Includes Student
Worksheets

Social Studies



Answer Keys



Weekly Lesson Schedule



Worksheets



Quizzes

Elementary Geography & Cultures



First printing: March 2014

Fourth printing: August 2016 (Teacher Guide edition)

Copyright © 2016 by Master Books®. All rights reserved. No part of this book may be used or reproduced in any manner whatsoever without written permission of the publisher, except in the case of brief quotations in articles and reviews.

For information write:

Master Books®, P.O. Box 726, Green Forest, AR 72638

Master Books® is a division of the New Leaf Publishing Group, Inc.

ISBN: 978-0-89051-996-7

Unless otherwise noted, Scripture quotations are from the New King James Version of the Bible.

Printed in the United States of America

Please visit our website for other great titles:

www.masterbooks.com

For information regarding author interviews,

please contact the publicity department at (870) 438-5288



Permission is granted for copies of reproducible pages from this text to be made for use within your own homeschooling family activities or for small classrooms of ten or fewer students. Material may not be posted online, distributed digitally, or made available as a download. Permission for any other use of the material must be requested prior to use by email to the publisher at nlp@newleafpress.net.

““

I'm loving this whole line so much. It's changed our homeschool for the better!

—Amy ★★★★★

““

Your reputation as a publisher is stellar. It is a blessing knowing anything I purchase from you is going to be worth every penny!

—Cheri ★★★★★

““

Last year we found Master Books and it has made a HUGE difference.

—Melanie ★★★★★

““

We love Master Books and the way it's set up for easy planning!

—Melissa ★★★★★

““

You have done a great job. MASTER BOOKS ROCKS!

—Stephanie ★★★★★

““

Physically high-quality, Biblically faithful, and well-written.

—Danika ★★★★★

““

Best books ever. Their illustrations are captivating and content amazing!

—Kathy ★★★★★”

Affordable
Flexible
Faith Building



Table of Contents

Using This Teacher Guide	4
Course Objectives	4
Course Description	5
Suggested Daily Schedule	6
Worksheets	13
Quiz	117
Answer Keys	119

Author Bio:

Craig Froman grew up in Northern California, where he gained inspiration about geography from traveling around the United States with his family, and an abiding love of people from different cultures by hearing the stories of missionaries from around the world. A curriculum writer and editor at New Leaf Publishing Group, he has obtained a bachelor of arts in business administration, and a master of arts in education, and currently resides in Arkansas. Connect with his *Passport to the World* page at facebook.com/cmfroman.

Using This Teacher Guide

Features: The suggested weekly schedule enclosed has easy-to-manage lessons that guide the reading, worksheets, and all assessments. The pages of this guide are perforated and three-hole punched so materials are easy to tear out, hand out, grade, and store. Teachers are encouraged to adjust the schedule and materials needed in order to best work within their unique educational program.

Lesson Scheduling: Students are instructed to read the pages in their book and then complete the corresponding section provided by the teacher. Assessments that may include worksheets, activities, quizzes, and tests are given at regular intervals with space to record each grade. Space is provided on the weekly schedule for assignment dates, and flexibility in scheduling is encouraged. Teachers may adapt the scheduled days per each unique student situation. As the student completes each assignment, this can be marked with an “X” in the box.



Approximately 30 to 45 minutes per lesson, four to five days a week



Includes answer keys for worksheets and quizzes.



Worksheets for each section



Quizzes and tests are included to help reinforce learning and provide assessment opportunities



Designed for grades 4 to 6 in a one-year course



Support activity-based learning

Course Objectives: Students completing this course will

- ✓ Discover the language journey began just over 4,000 years ago at the Tower of Babel
- ✓ Learn of a huge slab of limestone in Bolivia that has some 5,000 dinosaur footprints
- ✓ Study amazing wonders of God’s creation, including longest rivers, tallest mountains, and more
- ✓ Investigate interesting factual details concerning Christian explorers, missionaries, and history makers.
- ✓ Explore the design of ecosystems and biomes, great civilizations, and discoveries found around the world
- ✓ Identify geographic features and how these were formed by the Flood, plus other details of God’s amazing design

Course Description


Children will travel the world in the comfort of their own homes. Through this *Elementary Geography & Cultures* course, students experience a wondrous global journey within the pages of two God-honoring books, encountering places and people from around the world. Children will gain knowledge of intriguing facts about countries, including their capital cities, maps, flags, populations, and religions. The course is packed with unique insights into Christian history makers and amazing landmarks, as well as global recipes. It glorifies God, explores His creation, and honors His followers around the world. Included are outline maps and facts regarding the seven continents, as well as detailed maps and data of the featured countries. The comprehensive information provided for each focus country will bring to light their culture and traditions, holidays, exploration, legal system, and economic industries, as well as missionary accounts and other material to help children connect to people from regions around the globe.

First Semester Suggested Daily Schedule

Date	Day	Assignment	Due Date	✓	Grade
First Semester-First Quarter					
Week 1	Day 1	Read Pages 6-7 • History of Languages • <i>Passport to the World</i> • (PW) Read Pages 8-9 • Armenia • (PW)			
	Day 2	Armenia Worksheet • Page 15 • Lesson Planner • (LP)			
	Day 3	Armenia Activity • Page 16 • (LP)			
	Day 4	Read Pages 10-11 • Bangladesh • (PW)			
	Day 5	Bangladesh Worksheet • Page 17 • (LP)			
Week 2	Day 6	Bangladesh Activity • Page 18 • (LP)			
	Day 7	Read Pages 12-13 • United States of America • (PW)			
	Day 8	United States of America Worksheet • Page 19 • (LP)			
	Day 9	United States of America Activity • Page 20 • (LP)			
	Day 10	Read Pages 14-15 • Netherlands • (PW)			
Week 3	Day 11	Netherlands Worksheet • Page 21 • (LP)			
	Day 12	Netherlands Activity • Page 22 • (LP)			
	Day 13	Read Pages 16-17 • Australia • (PW)			
	Day 14	Australia Worksheet • Page 23 • (LP)			
	Day 15	Australia Activity • Page 24 • (LP)			
Week 4	Day 16	Read Pages 18-19 • France • (PW)			
	Day 17	France Worksheet • Page 25 • (LP)			
	Day 18	France Activity • Page 26 • (LP)			
	Day 19	Read Pages 20-21 • Germany • (PW)			
	Day 20	Germany Worksheet • Page 27 • (LP)			
Week 5	Day 21	Germany Activity • Page 28 • (LP)			
	Day 22	Read Pages 22-23 • Israel • (PW)			
	Day 23	Israel Worksheet • Page 29 • (LP)			
	Day 24	Israel Activity • Page 30 • (LP)			
	Day 25	Read Pages 24-25 • Iceland • (PW)			
Week 6	Day 26	Iceland Worksheet • Page 31 • (LP)			
	Day 27	Iceland Activity • Page 32 • (LP)			
	Day 28	Read Pages 26-27 • Japan • (PW)			
	Day 29	Japan Worksheet • Page 33 • (LP)			
	Day 30	Japan Activity • Page 34 • (LP)			
Week 7	Day 31	Read Pages 28-29 • South Korea • (PW)			
	Day 32	South Korea Worksheet • Page 35 • (LP)			
	Day 33	South Korea Activity • Page 36 • (LP)			
	Day 34	Read Pages 30-31 • Lithuania • (PW)			
	Day 35	Lithuania Worksheet • Page 37 • (LP)			

Date	Day	Assignment	Due Date	✓	Grade
Week 8	Day 36	Lithuania Activity • Page 38 • (LP)			
	Day 37	Read Pages 32-33 • China • (PW)			
	Day 38	China Worksheet • Page 39 • (LP)			
	Day 39	China Activity • Page 40 • (LP)			
	Day 40	Read Pages 34-35 • Norway • (PW)			
Week 9	Day 41	Norway Worksheet • Page 41 • (LP)			
	Day 42	Norway Activity • Page 42 • (LP)			
	Day 43	Read Pages 36-37 • India • (PW)			
	Day 44	India Worksheet • Page 43 • (LP)			
	Day 45	India Activity • Page 44 • (LP)			
First Semester-Second Quarter					
Week 1	Day 46	Read Pages 38-39 • Afghanistan • (PW)			
	Day 47	Afghanistan Worksheet • Page 45 • (LP)			
	Day 48	Afghanistan Activity • Page 46 • (LP)			
	Day 49	Read Pages 40-41 • Bolivia • (PW)			
	Day 50				
Week 2	Day 51	Bolivia Worksheet • Page 47 • (LP)			
	Day 52	Bolivia Activity • Page 48 • (LP)			
	Day 53	Read Pages 42-43 • Russia • (PW)			
	Day 54	Russia Worksheet • Page 49 • (LP)			
	Day 55				
Week 3	Day 56	Russia Activity • Page 50 • (LP)			
	Day 57	Read Pages 44-45 • Mexico • (PW)			
	Day 58	Mexico Worksheet • Page 51 • (LP)			
	Day 59	Mexico Activity • Page 52 • (LP)			
	Day 60				
Week 4	Day 61	Read Pages 46-47 • Turkey • (PW)			
	Day 62	Turkey Worksheet • Page 53 • (LP)			
	Day 63	Turkey Activity • Page 54 • (LP)			
	Day 64	Read Pages 48-49 • Ukraine • (PW)			
	Day 65				
Week 5	Day 66	Ukraine Worksheet • Page 55 • (LP)			
	Day 67	Ukraine Activity • Page 56 • (LP)			
	Day 68	Read Pages 50-51 • Vietnam • (PW)			
	Day 69	Vietnam Worksheet • Page 57 • (LP)			
	Day 70				
Week 6	Day 71	Vietnam Activity • Page 58 • (LP)			
	Day 72	Read Pages 52-53 • United Kingdom • (PW)			
	Day 73	United Kingdom Worksheet • Page 59 • (LP)			
	Day 74	United Kingdom Activity • Page 60 • (LP)			
	Day 75				

Date	Day	Assignment	Due Date	✓	Grade
Week 7	Day 76	Read Pages 54-55 • South Africa • (PW)			
	Day 77	South Africa Worksheet • Page 61 • (LP)			
	Day 78	South Africa Activity • Page 62 • (LP)			
	Day 79	Read Pages 56-57 • Nigeria • (PW)			
	Day 80				
Week 8	Day 81	Nigeria Worksheet • Page 63 • (LP)			
	Day 82	Nigeria Activity • Page 64 • (LP)			
	Day 83	Read Pages 58-59 • Swaziland • (PW)			
	Day 84	Swaziland Worksheet • Page 65 • (LP)			
	Day 85				
Week 9	Day 86	Swaziland Activity • Page 66 • (LP)			
	Day 87	Read Pages 60-61 • Country Facts at a Glance • (PW)			
	Day 88	Quiz • Name That Flag • Page 62 • (PW)			
	Day 89	Quiz • Name That Country • Page 63 • (PW)			
	Day 90				
		Mid-Term Grade			



Geography Worksheets
for Use with
Passport to the World



Short Answers

1. What is the capital city of Armenia?

2. How do you say “hello” in Armenian?

3. How do you say “goodbye” in Armenian?

4. How do you say “thank you” in Armenian?

5. How do you say “peace” in Armenian?

6. Approximately how many people in the world speak Armenian?

7. Finish the proverb: As mills require two stones, so friendship requires _____.

8. Noah’s ark came to rest on the mountain range of _____ in Armenia.

9. A restaurant in Armenia that serves sandwiches and coffee is called a _____.

10. The Armenian language borrowed Greek, Persian, Russian, and _____ words.

Activities

Color in the flag of Armenia

Make some gata with your parent/teacher.

Dough

1 tablespoon dry yeast
1 cup sour cream
1 cup unsalted butter
1 egg
1 tablespoon vegetable oil
1 tablespoon vinegar
3 cups sifted all-purpose flour,
plus ½ cup flour, for kneading

Filling

1 cup butter, melted
2 cups sifted all-purpose flour
1¼ cups sugar
½ teaspoon vanilla

Glaze

2 egg yolks, beaten
1 teaspoon yogurt

Directions:

1. In a mixing bowl, combine the yeast with 1 cup sour cream; set aside for 10 minutes. Add butter and mix well. Add the egg, oil, and vinegar and mix well. Add the sifted flour gradually and continue mixing. Knead dough for about 15 minutes until smooth and firm so that it does not stick to your hands. Gather dough into a ball and cover with plastic wrap. Refrigerate the dough overnight. To make the filling, mix together 1 cup of the melted butter and 2 cups flour. Add 1¼ cups sugar and ½ teaspoon vanilla; stir constantly for 1 minute, so that the mixture does not stick to your hands and becomes smooth and even. Set aside.
2. Preheat oven to 350°F. Remove dough from the refrigerator; divide it into 8 equal balls. Place each ball on a lightly floured board. Roll each ball out to a rectangle measuring 10 by 6 inches, or as thin as possible with the aid of a rolling pin. Paint each rectangle with melted butter. Spread ¼ cup filling into the center of each rectangle and roll out the filling over it with the aid of a rolling pin. Fold in about ½ inch of the rectangle on each side. Roll up dough into a cylinder. Place rolling pin on pastry roll and flatten slightly lengthwise. Cut the roll diagonally with a sharp knife or serrated knife into 2-inch equal slices. Place pastry about 2 inches apart on a lightly floured baking pan. (Be careful not to spill out any filling.)
3. Paint the surface of each pastry with the glaze (mixture of beaten egg). Place baking pan in the oven and bake for 15 to 30 minutes, or until golden brown. Remove the baking pan from oven and allow the pastries to cool.

From food.com



Short Answers

1. What is the capital city of Bangladesh?

2. How do you say “hello” in Bengali?

3. How do you say “goodbye” in Bengali?

4. How do you say “thank you” in Bengali?

5. How do you say “peace” in Bengali?

6. Approximately how many people in the world speak Bengali?

7. Finish the proverb: A handful of love is better than an oven full of _____.

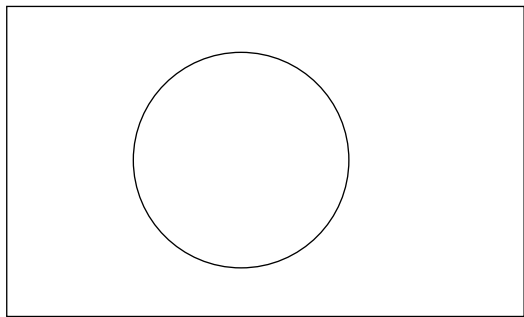
8. Bengali literature was in _____ verse if written prior to the 19th century.

9. The Sundarbans National Park contains a coastal _____ forest.


10. As much as _____ percent of the land is at times covered in water.

Activities

Color in the flag of Bangladesh



Make one of your favorite stir-fry veggie, chicken, or steak meals with your parent/teacher, and add some ginger to help flavor it!



Geography Worksheets
for Use with
Children's Atlas of God's World



Short Answers

1. The deepest place in the ocean is the _____ Deep in the Mariana Trench.

2. Mount _____ is the tallest mountain on the North American continent.

3. The largest island in the world is _____.

4. What is the capital of the United States?

5. The national anthem of the United States is _____.

6. The Declaration of Independence states that people are “endowed by their _____ with certain unalienable rights.”

7. A coniferous forest is one that has trees with cones and _____.

8. The Grand Canyon was carved by the retreating waters of the Great _____.

9. The _____ River is the longest river in the United States.

10. The Great _____ contain just over 20 percent of the world's fresh water.

Activities

Make some food from a traditional Thanksgiving feast with your parent/teacher. This might include turkey, cranberry sauce, pumpkin pie, rolls, and more!



Short Answers

1. What does the green on the Mexican flag signify?

2. What is the capital city of Mexico?

3. In Mexico they use the Mexican _____ as a monetary unit.

4. The priest Diego Carranza served the _____ Indians for 12 years to tell them of Jesus.

5. As many as a billion butterflies travel from as far as Canada to go to the Monarch Butterfly _____ Reserve.

6. _____ monsters are poisonous lizards covered in colored scales.

7. _____ can be hot or cold, but most often are dry, receiving less than 10 inches of rain each year.

8. The _____ cactus can grow over 60 feet tall.

9. Spanish soldiers led by Fernando Cortez were the first _____ to see Tenochtitlan.

10. Chichen _____ was a thriving city over a thousand years ago.

Activities

Make some guacamole dip with your parent/teacher.

Ingredients

3 ripe avocados (ripe as in really dark in color and slightly soft when squeezed)

1 small onion, finely diced

1 medium tomato, diced

1 lime (juice of)

salt and pepper (to taste)

Tabasco sauce (optional)

Directions

1. Take avocados and cut into and around the circumference of the avocado's pit.
2. With both hands twist the two halves in opposite directions and pull apart.
3. Remove the pit with a knife or a spoon.
4. Carve out the flesh of the avocado with a tablespoon.
5. Place avocados into a medium bowl and mash and stir until moderately creamy. I use a fork or a pastry blender.
6. Some people like the avocados more chunky than others — either way it tastes great.
7. Add diced onion and tomatoes to the avocados.
8. Add salt, pepper, Tabasco sauce, and lime juice and taste to see if seasoned enough to your liking.
9. In a separate small bowl, put in 2 tablespoons of the dip.
10. Add 1 tbsp of sour cream and adjust your seasonings again.
11. Taste it and decide if you prefer your guacamole with or without sour cream.
12. If you like with sour cream, add 4 tablespoons or more to the avocado mixture and adjust your seasonings again.
13. If not, do nothing and leave it like it is.
14. Serve chilled with chips or add a little to your taco salad, tacos, or fajitas.

From food.com

Answer Keys
for
Elementary Geography & Cultures

Passport to the World Worksheet Answer Keys

Armenia

1. Yerevan
2. *Parev*
3. *Tsedesutyun*
4. *Shnorhagalllem*
5. *Khanaghutyun*
6. Six million
7. two heads
8. Ararat
9. chasharan
10. Turkish

Bangladesh

1. Dhaka
2. *Nomoskar*
3. *Accha*
4. *Dhanyabad*
5. *Shanti*
6. 200 million
7. bread
8. rhymed
9. mangrove
10. 80

United States of America

1. Washington D.C.
2. *Ohseeyo*
3. *Donadagovi*
4. *Wado*
5. *Dohiyi*
6. 20,000
7. shared
8. 8.5
9. Oklahoma or North Carolina
10. 40

Netherlands

1. Amsterdam
2. *Daag* or *geode dag*
3. *Tot ziens*
4. *Dank u*
5. *Vrede*
6. 17 million
7. friend
8. fourth
9. shoes
10. herring

Australia

1. Canberra
2. Hello
3. Goodbye
4. Thank you
5. Peace
6. 340 million
7. book
8. 380,000
9. half
10. didgeridoo or didge

France

1. Paris
2. *Bonjour*
3. *Au revoir*
4. *Merci*
5. *Paix*
6. 50 million
7. spice
8. Eiffel
9. 300
10. England

Canada

1. Ottawa
2. *Bonjour*
3. *Au revoir*
4. *Merci*
5. *Paix*
6. 50 million
7. Patience
8. lacrosse
9. Toronto
10. three

Germany

1. Berlin
2. *Guten tag*
3. *Auf wiedersehen*
4. *Danke*
5. *Frieden*
6. 75 million
7. honest
8. Ulm
9. Mainz
10. pretzels

Israel

1. Jerusalem
2. *Shalom*
3. *Lehitrahott*
4. *Toda*
5. *Shalom*
6. 5 million
7. little
8. Dead or Salt
9. Old
10. braille

Children's Atlas of God's World —● Worksheet Answer Keys

United States

1. Challenger
2. McKinley
3. Greenland
4. Washington, D.C.
5. *The Star-Spangled Banner*
6. Creator
7. needles
8. Flood
9. Missouri
10. Lakes

Brazil

1. Andes
2. Easter
3. Aconcagua
4. Venezuela
5. Brasilia
6. Portuguese
7. Amazon
8. Capybaras or Capivaras
9. 1500s
10. Anacondas

Italy

1. Rome
2. rebirth
3. republic
4. French
5. Euro
6. Supper
7. slash
8. Disciple's
9. Constantine
10. 80

Mexico

1. Hope, joy, and love
2. Mexico City
3. peso
4. Chontal
5. Biosphere
6. Gila
7. Deserts
8. saguaro
9. Europeans
10. Itza

Bolivia

1. Bravery and the blood of national heroes
2. La Paz
3. Boliviano
4. skunk
5. Uros
6. stones
7. 1552
8. rooster
9. adobe
10. five

France

1. Paris
2. Lascaux
3. Gallic rooster
4. Clotilde
5. Chartres
6. Tour
7. cheeses
8. Romani
9. lavender
10. Eiffel

Canada

1. English and French
2. Ottawa
3. ten, three
4. Jesuit
5. God
6. glaciers
7. ice
8. Arctic
9. horticulture
10. Fundy

Norway

1. Elbrus
2. Bishop
3. Vatican
4. Oslo
5. Norwegian krone
6. dawn
7. bunad
8. fjords
9. Lucia
10. king

Germany

1. The Holy Roman Emperor
2. Berlin
3. Autobahn
4. Bible
5. by God's grace alone
6. *Soli Deo Gloria* (to God alone be glory)
7. Nutcracker
8. Swan Stone
9. cycle
10. Luther