

TEACHER GUIDE

4th–6th Grade

Includes Student
Worksheets

Apologetics



Weekly Lesson Schedule



Student Worksheets




Quizzes



Answer Key

ELEMENTARY APOLOGETICS



TEACHER GUIDE

4th–6th Grade

Includes Student
Worksheets

Apologetics



Weekly Lesson Schedule



Student Worksheets



Quizzes



Answer Key

Elementary Apologetics



First printing: January 2017

Copyright © 2017 by Master Books®. All rights reserved. No part of this book may be used or reproduced in any manner whatsoever without written permission of the publisher, except in the case of brief quotations in articles and reviews.

For information write:

Master Books®, P.O. Box 726, Green Forest, AR 72638

Master Books® is a division of the New Leaf Publishing Group, Inc.

ISBN: 978-1-68344-026-0

ISBN: 978-1-61458-582-4 (digital)

Unless otherwise noted, Scripture quotations are from the New King James Version of the Bible.

Printed in the United States of America

Please visit our website for other great titles:

www.masterbooks.com

For information regarding author interviews,
please contact the publicity department at (870) 438-5288



Permission is granted for copies of reproducible pages from this text to be made for use within your own homeschooling family activities or for small classrooms of ten or fewer students. Material may not be posted online, distributed digitally, or made available as a download. Permission for any other use of the material must be requested prior to use by email to the publisher at info@nlpg.com.

Table of Contents

Using This Teacher Guide	4
Course Objectives	4
Course Description	5
Suggested Daily Schedule	7
Worksheets.....	15
Quizzes	171
Answers for Worksheets and Quizzes.....	185

Using This Teacher Guide

Features: The suggested weekly schedule enclosed has easy-to-manage lessons that guide the reading, worksheets, and all assessments. The pages of this guide are perforated and three-hole punched so materials are easy to tear out, hand out, grade, and store. Teachers are encouraged to adjust the schedule and materials needed in order to best work within their unique educational program.

Lesson Scheduling: Students are instructed to read the pages in their book and then complete the corresponding section provided by the teacher. Assessments that may include worksheets, activities, quizzes, and tests are given at regular intervals with space to record each grade. Space is provided on the weekly schedule for assignment dates, and flexibility in scheduling is encouraged. Teachers may adapt the scheduled days per each unique student situation. As the student completes each assignment, this can be marked with an “X” in the box.



Approximately 30 to 45 minutes per lesson, four days a week



Includes answer keys for worksheets and quizzes



Worksheets for each lesson



Quizzes are included to help reinforce learning and provide assessment opportunities



Designed for grades 4 to 6 in a one-year course

Course Objectives: Students completing this course will

- ✓ Investigate biblical truths concerning the creation account, Adam and Eve, and sin
- ✓ Become familiar God's Word, what He desires of them, and how much He loves them
- ✓ Identify insights regarding the account of Noah and the Ark, how he and his family cared for the animals, and how fossils formed
- ✓ Learn how to defend their faith against a secular worldview in a fallen world
- ✓ Study truths about the Tower of Babel, the Ice Age, and what is the purpose of stars
- ✓ Write out text they can share with friends or family about what they have learned.

Course Description

Based on the amazing *Answers Book for Kids* series, with answers to over 100 of their most difficult questions! This course features a four-day schedule, Monday through Thursday, but is easily adaptable to most any educational calendar.

This apologetics study for upper elementary children delves into issues regarding the Bible, God, sin, dinosaurs, the Flood of Noah, salvation, astronomy, and more, and is all based on actual questions asked by kids. Answers are important. If children aren't given answers to their questions about the Bible and the history it reveals, they cannot defend their faith against a fallen world. The course highlights the unique collection of question-answer books from Ken Ham and the creative team at Answers in Genesis to meet this need and helps kids focus on Scripture memorization and faith-building truth. The Bible verses quoted in the *Answers Book for Kids* series are from the New King James Version, though kids are encouraged to write out their daily verses in the version they use each day. Note: Some memory verses and verses to write out are repeated.

Quizzes: Quizzes are optional and should be assigned at the teacher's discretion. The maturity of the student should determine whether the quizzes are open book.

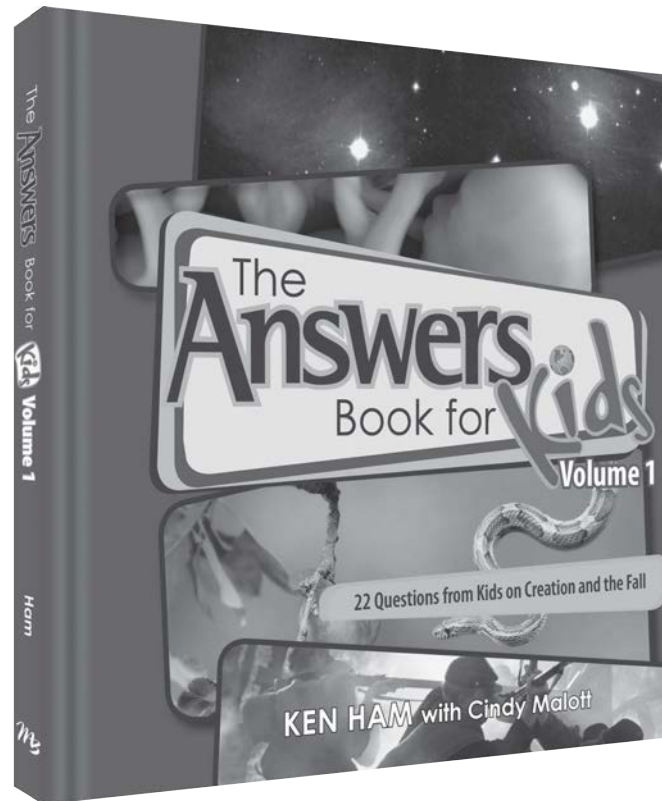
Grading Options for This Course: It is always the prerogative of an educator to assess student grades however he or she might deem best. The following is only a suggested guideline based on the material presented through this course:

To calculate the percentage of the worksheets, quizzes, and tests, the educator may use the following guide. Divide total number of questions correct (example: 43) by the total number of questions possible (example: 46) to calculate the percentage out of 100 possible. $43/46 = 93$ percent correct.

The suggested grade values are noted as follows: 90 to 100 percent = A; 80 to 89 percent = B; 70 to 79 percent = C; 60 to 69 percent = D; and 0 to 59 percent = F.

First Semester Suggested Daily Schedule

Date	Day	Assignment	Due Date	✓	Grade
First Semester-First Quarter					
Week 1	Day 1	Read pages 4–5 (<i>The Answers Book for Kids Volume 1</i>) Complete Worksheet 1 (<i>Teacher Guide</i> , page 17)			
	Day 2	Read pages 6–7 (<i>The Answers Book for Kids Volume 1</i>) Complete Worksheet 2 (<i>Teacher Guide</i> , page 18)			
	Day 3	Read pages 8–9 (<i>The Answers Book for Kids Volume 1</i>) Complete Worksheet 3 (<i>Teacher Guide</i> , page 19)			
	Day 4	Read pages 10–11 (<i>The Answers Book for Kids Volume 1</i>) Complete Worksheet 4 (<i>Teacher Guide</i> , page 20)			
	Day 5	Free day/study day			
Week 2	Day 6	Read pages 12–13 (<i>The Answers Book for Kids Volume 1</i>) Complete Worksheet 5 (<i>Teacher Guide</i> , page 21)			
	Day 7	Read pages 14–15 (<i>The Answers Book for Kids Volume 1</i>) Complete Worksheet 6 (<i>Teacher Guide</i> , page 22)			
	Day 8	Read pages 16–17 (<i>The Answers Book for Kids Volume 1</i>) Complete Worksheet 7 (<i>Teacher Guide</i> , page 23)			
	Day 9	Read pages 18–19 (<i>The Answers Book for Kids Volume 1</i>) Complete Worksheet 8 (<i>Teacher Guide</i> , page 24)			
	Day 10	Free day/study day			
Week 3	Day 11	Read pages 20–21 (<i>The Answers Book for Kids Volume 1</i>) Complete Worksheet 9 (<i>Teacher Guide</i> , page 25)			
	Day 12	Read pages 22–23 (<i>The Answers Book for Kids Volume 1</i>) Complete Worksheet 10 (<i>Teacher Guide</i> , page 26)			
	Day 13	Read pages 24–25 (<i>The Answers Book for Kids Volume 1</i>) Complete Worksheet 11 (<i>Teacher Guide</i> , page 27)			
	Day 14	Read pages 26–27 (<i>The Answers Book for Kids Volume 1</i>) Complete Worksheet 12 (<i>Teacher Guide</i> , page 28)			
	Day 15	Free day/study day			
Week 4	Day 16	Read pages 28–29 (<i>The Answers Book for Kids Volume 1</i>) Complete Worksheet 13 (<i>Teacher Guide</i> , page 29)			
	Day 17	Read pages 30–31 (<i>The Answers Book for Kids Volume 1</i>) Complete Worksheet 14 (<i>Teacher Guide</i> , page 30)			
	Day 18	Read pages 32–33 (<i>The Answers Book for Kids Volume 1</i>) Complete Worksheet 15 (<i>Teacher Guide</i> , page 31)			
	Day 19	Read pages 34–35 (<i>The Answers Book for Kids Volume 1</i>) Complete Worksheet 16 (<i>Teacher Guide</i> , page 32)			
	Day 20	Free day/study day			
Week 5	Day 21	Read pages 36–37 (<i>The Answers Book for Kids Volume 1</i>) Complete Worksheet 17 (<i>Teacher Guide</i> , page 33)			
	Day 22	Read pages 38–39 (<i>The Answers Book for Kids Volume 1</i>) Complete Worksheet 18 (<i>Teacher Guide</i> , page 34)			
	Day 23	Read pages 40–41 (<i>The Answers Book for Kids Volume 1</i>) Complete Worksheet 19 (<i>Teacher Guide</i> , page 35)			
	Day 24	Read pages 42–43 (<i>The Answers Book for Kids Volume 1</i>) Complete Worksheet 20 (<i>Teacher Guide</i> , page 36)			
	Day 25	Free day/study day			



Worksheets
for Use with
The Answers Book for Kids Volume 1



When did time begin?



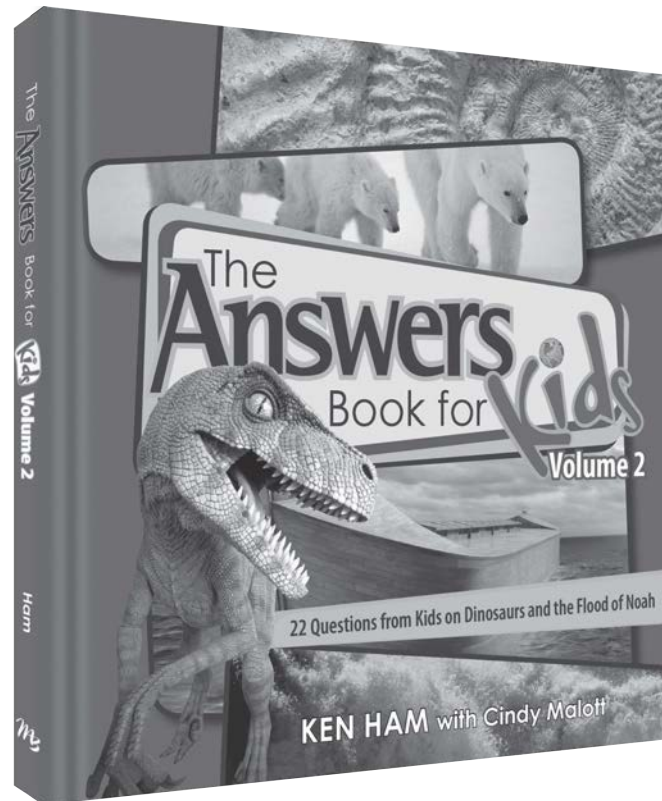
Study and memorize the verse from today (Genesis 1:1), and recite it to your teacher.



Write out the following passages from your Bible: 2 Peter 3:8; Revelation 1:8.



Write a short note to a friend about what you studied today.



Worksheets
for Use with
The Answers Book for Kids Volume 2



Were people different before the Flood than they are today?



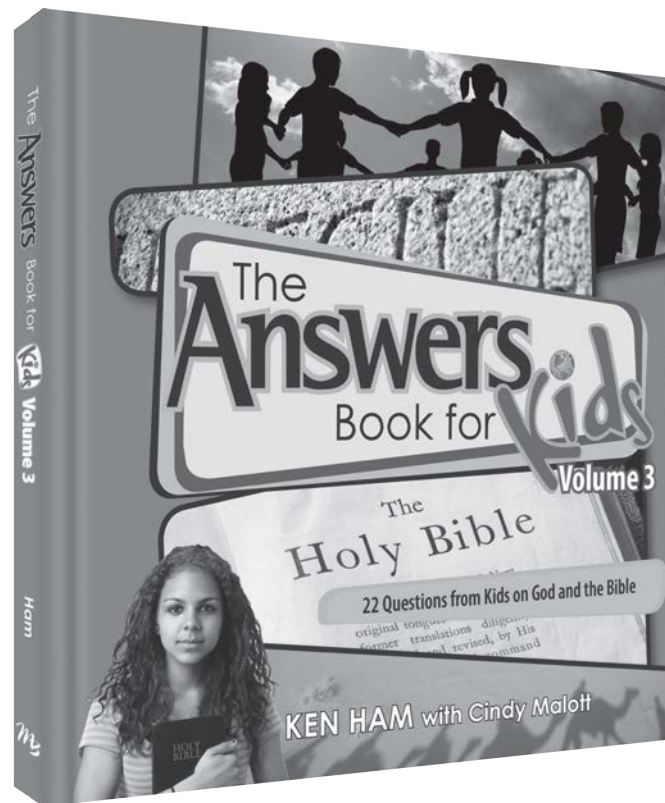
Study and memorize the verses from today (Genesis 11:1, 7), and recite them to your teacher



Write out the following passages from your Bible: Genesis 11:6–9.



Write a short note to a friend about what you studied today.



Worksheets
for Use with
The Answers Book for Kids Volume 3



I don't know if I believe in God because, I mean, who made God anyway?



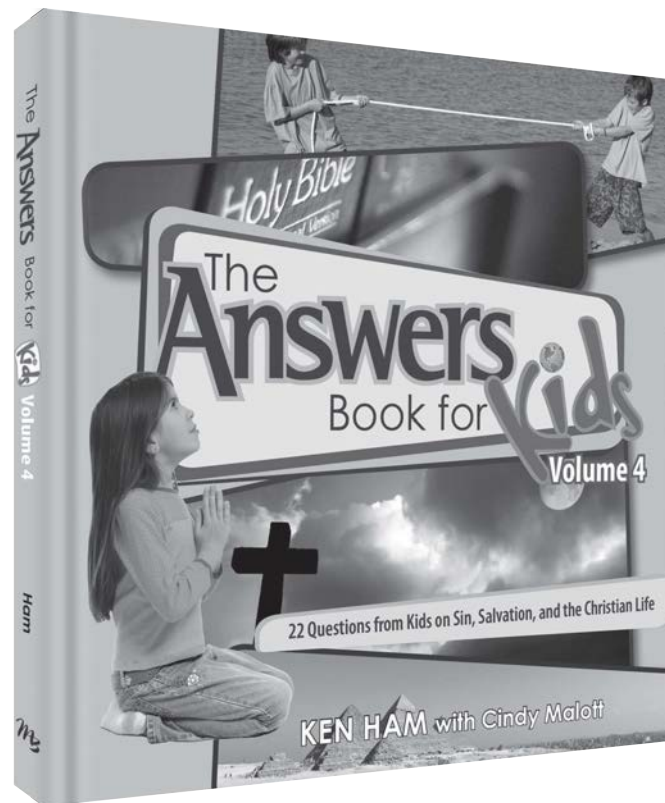
Study and memorize the verse from today (Revelation 1:8), and recite it to your teacher.



Write out the following passages from your Bible: Genesis 1:1; Psalm 19:1; Revelation 4:11.



Write a short note to a friend about what you studied today.



Worksheets
for Use with
The Answers Book for Kids Volume 4



Why did God create people when He knew they would sin?



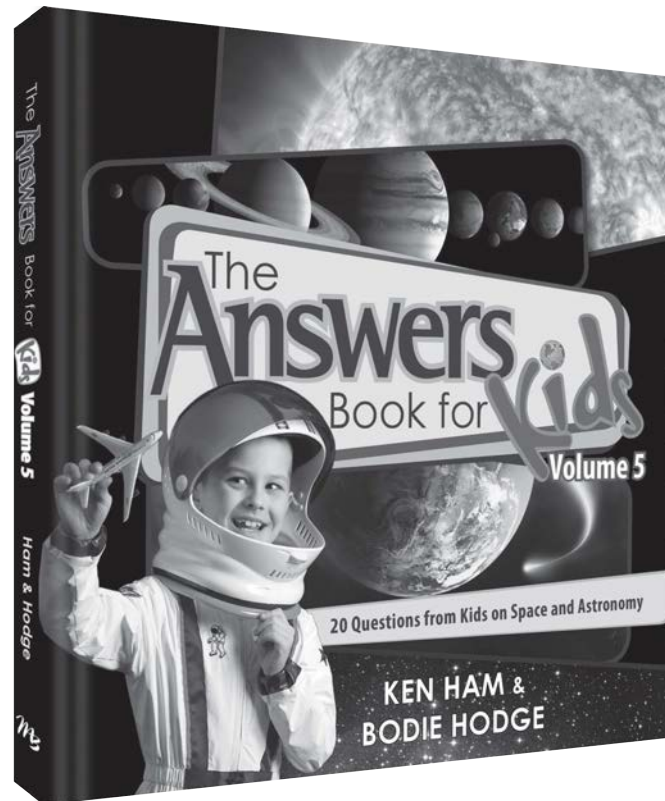
Study and memorize the verse from today (Romans 11:33), and recite it to your teacher.



Write out the following passage from your Bible: Romans 11:36.



Write a short note to a friend about what you studied today.



Worksheets
for Use with
The Answers Book for Kids Volume 5



What day were the planets created?



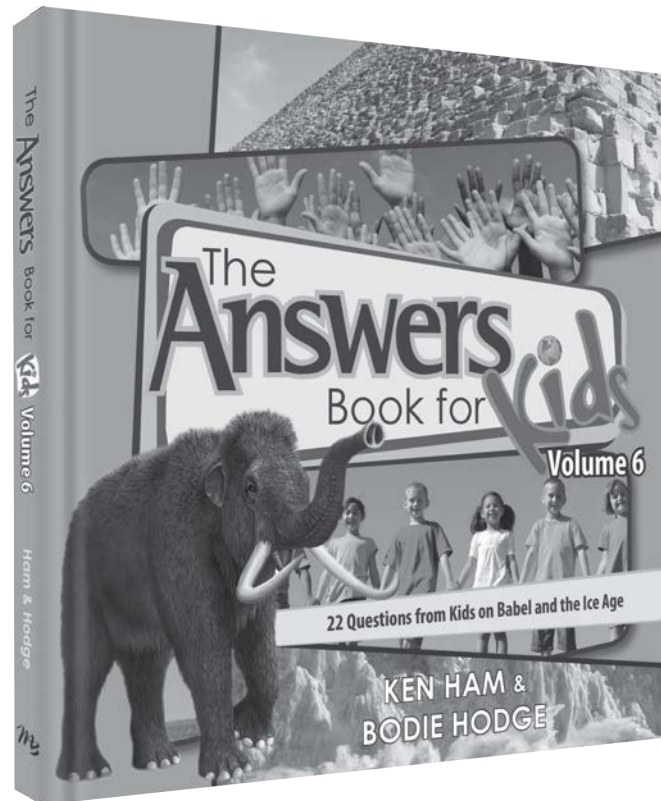
Study and memorize the verse from today (Genesis 1:17), and recite it to your teacher.



Write out the following passage from your Bible: Romans 11:36.



Write a short note to a friend about what you studied today.



Worksheets
for Use with
The Answers Book for Kids Volume 6



Where was the Tower of Babel built?




Study and memorize the verse from today (Genesis 11:2), and recite it to your teacher.



Write out the following passages from your Bible: 2 Kings 20:14; Daniel 11:1.



Write a short note to a friend about what you studied today.




Quizzes
for Use with
The Answers Book for Kids Volumes 1–6



Fill in the blank with the missing word from the word bank.

24	control	evolution	pattern	power
characteristics	different	obey	planets	proud

1. God created everything by His great _____.
2. God make a week seven days long to set a _____ for us to follow.
3. God let Adam name the animals to help him see that he was completely _____ than the animals.
4. Adam named only land animals on the sixth day, so it would have taken under _____ hours.
5. God put the tree in the Garden of Eden to test and see if Adam really did love God enough to totally _____ Him.
6. Lucifer was one of the beautiful angels God had created, but he soon became _____ and wanted to take God's place on His throne.
7. The _____ were created on the fourth day.
8. _____ is a word that means "change."
9. Evolutionists don't want to admit that God is in _____ of all things.
10. God created all living things, and it makes sense that a lot of these share many similar _____.



Answers for Worksheets and Quizzes
for Use with
The Answers Book for Kids Volumes 1–6

Answers Book for Kids Volume 1 — **Worksheet Answer Keys**

Worksheet 1

Time began when God started to create everything in the whole universe. He did this “in the beginning” of the Creation Week. According to the Bible, that was about 6,000 years ago.

Worksheet 2

God created by His great power. God needed only to speak and everything was created.

Worksheet 3

Bellybuttons are scars left over from when we were born. The Bible tells us that our great God made the first man (Adam) directly out of dust. He was already an adult, so he didn't need a cord to get food. The Bible also tells us that God made the first woman (Eve) directly from the rib of the man. So, she was an adult, too.

Worksheet 4

We just have no idea. The worldwide flood of Noah's day would have destroyed everything on the earth, including the Garden of Eden.

Worksheet 5

Yes, the first two verses of Genesis 1 describe events on the very same day.

Worksheet 6

It seems that God created the trees to sprout, grow, and bear fruit all in one day. Trees most likely had growth rings for a couple of reasons. First, they were fully grown trees to start with, and most grown trees have growth rings. Second, the growth rings of many trees are actually part of the structure of the tree and support the tree.

Worksheet 7

God was setting a pattern for us to follow. If we just kept on working every single day, we would get very tired and probably get sick. God was showing us that we can work six days, but then we need to rest for one day.

Worksheet 8

Adam was the leader of that very first family. Adam was not better or more valuable than Eve. It was just

that God knew someone had to be the leader, so He made that leader Adam. By doing this, God showed us that He wants the husband, the dad in the family, to be the spiritual leader in the family.

Worksheet 9

God was teaching Adam and us a lesson. As Adam was naming the animals, it became very clear to him that he was completely different from the animals and was a special creation.

Worksheet 10

He would have only named the “kinds” of animals that God brought to him. We don't know what language Adam spoke, so there is really no way of knowing what he called each animal kind.

Worksheet 11

Adam named only land animals on the sixth day. This means that he definitely named them within 24 hours.

Worksheet 12

Whenever it will serve God's perfect plan, He can use anything to convey His message, even a donkey. In the same way, God allowed Satan (the devil) to use the serpent to disguise himself and tempt Eve.

Worksheet 13

When God made Adam, He didn't want him to be a puppet, but He wanted Adam to truly love Him. The command about the tree of the knowledge of good and evil was God's test to see if Adam really did love God enough to totally obey Him.

Worksheet 14

Lucifer (or Satan) was very good when God created him. In fact, Lucifer was one of the beautiful angels God had created! But he soon became proud and wanted to take God's place on His throne.

Worksheet 15

Most people believe that Cain married his sister or his niece, and the Bible does not tell us what her name was. Way back then (about 6,000 years ago), close relatives could marry — they had to in order to start their own families.

Answers Book for Kids Volume 1–6 ➔ **Quiz Answer Keys**

Quiz 1

1. power
2. pattern
3. different
4. 24
5. obey
6. proud
7. planets
8. Evolution
9. control
10. characteristics

Quiz 2

1. dinosaurs
2. sea
3. death
4. decayed
5. search
6. rose
7. petroglyphs
8. people
9. warm
10. melanin

Quiz 3

1. glory
2. infinite
3. sinned
4. judged
5. created
6. inspired
7. Moses
8. Jesus
9. schools
10. sinners

Quiz 4

1. F
2. T
3. T
4. F
5. T
6. F
7. F
8. T
9. T
10. T

Quiz 5

1. T
2. F
3. T
4. T
5. F
6. T
7. T
8. T
9. F
10. T

Quiz 6

1. 7–8
2. 78
3. 4,200
4. 100
5. melanin
6. English
7. Flood
8. Job
9. Ötzi
10. 350