

SCHOOLS • CHILDCARES • FAMILIES • ENTREPRENEURS

**AGES  
3-8**

# TEACH & LEARN SPANISH™ IN JUNE

**Become an Overnight Success at Teaching  
Spanish to Children at School and at Home!  
No Prior Spanish Necessary**

## **5 STAR REVIEWS!**

- Easy & Fun Activities
- Pronunciation & Song CD
- Visuals & Flashcards
- Games & Role-Plays
- Use Every June



**THERESA O. GUNDERSON, M.ED.**

## Read the Reviews!

"This book is very well laid out, with step by step instructions. The lovely colourful pictures are sure to keep the kids interested. There are also pronunciation keys which are so important to allow kids to properly enunciate the words. the flash cards and songs make this a complete learning tool. It's so much easier for kids to learn when they're engaged."

Wendy Owens  
Amazon Review

"Fun activities, beautiful artwork and clear pronunciation tables make this a terrific resource for parents and teachers. The guide is laid out beautifully and is perfect for one lesson at a time or as blocks of learning. It's true, anyone can use this guide to easily teach Spanish to kids ages 3-8. It's easy and fun!"

Judy Zimmer  
Amazon Review


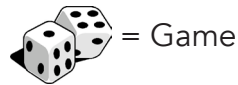

"I really appreciate when Theresa trains us and models the games that get the kids moving, like the relay race to the clothing items on the line in the Spanish In December lesson and the "Me gusta" and "No me gusta" relay race in the Spanish In November lesson. The games keep their interest and keep them engaged. As a non-Spanish speaker, I find that the repetition and the chanting is really beneficial to me and to my students."

Robin M. Classroom Teacher  
Especially for Children Childcare Center  
Bloomington, MN

"Love this curriculum!! We are a homeschooling family with children ranging in age from 2-6. My kids love learning Spanish in a fun and interactive way, and it's super easy for me to teach and prepare!! I will get years of use out of these books....we are in year 2 of using the curriculum!"

Chelsea Anderson  
Homeschool Parent

**Suggestion: Before teaching "Spanish In June" laminate all visuals on pages 43-83.**



Activity:	Vocabulary:	Objectives:	What You Will Need:
<b>Activity 1:</b> Father's Day Lyrics & Song pp. 11-14	-Kind phrases to say to dad -Father's Day song lyrics	Say & sing loving phrases to dad	1. <u>Spanish In June</u> CD Tracks 1 & 2 2. Song lyrics on flash-cards pp. 43-48
<b>Activity 2:</b> Father's Day Card pp. 15-16	-Kind phrases to say to dad	Complete Father's Day card	1. One copy of Father's Day card per student, four options, pp. 49-56 2. crayons, markers, etc.
Track 3 <b>Activity 3:</b> Compliments p. 17	-Compliments to say to others about their Father's Day card	Compliment others on how they decorate their cards	1. <u>Spanish In June</u> CD Track 3 2. Compliment handout p. 57
Track 4 <b>Activity 4:</b> The Fruit pp. 18-19	-Fruit vocabulary	Learn to say names of fruit	1. <u>Spanish in June</u> CD Track 4 2. Fruit visuals pp. 58-63
Track 5 <b>Activity 5:</b> Do you like...? pp. 20-21	-Do you like? Yes, No, a little bit, a lot, It grosses me out!	Ask others if they like different fruit and respond	1. <u>Spanish in June</u> CD Track 5 2. Fruit pictures & flashcards pp. 58-65
Track 6 <b>Activity 6:</b> The Fruit Puzzle pp. 22-23	-Fruit & puzzle vocabulary	Put puzzles together in Spanish	1. <u>Spanish In June</u> CD Track 6 2. Fruit puzzles made from fruit pictures pp. 58-63
Track 7 <b>Activity 7:</b> The Fruit Song Lyrics p. 25	-Fruit vocabulary -Do you like? -I like/I don't like...	Learn and understand lyrics to "The Fruit Song" to prepare to sing it	1. <u>Spanish In June</u> CD Track 7 2. The Fruit Song Lyrics pp. 26-27
Tracks 8, 9 <b>Activity 8:</b> The Fruit Song pp. 26-27	-Fruit vocabulary -Do you like? -I like/I don't like...	Sing and put gestures to The Fruit Song	1. <u>Spanish In June</u> CD Tracks 8, 9 2. The Fruit Song Lyrics pp. 26-27



**Feliz Día  
de Padres**



**Activity 1:**  
**Father's Day Song**  
**Canción de Día de Padres**  
(Kahn-see-ohn deh Dee-yah deh Pah-drace)

Approximate  
Teaching Time:  
15-20 Minutes

Tell your students that Father's Day is in the month of June and you are going to help them celebrate Father's Day with their dad in Spanish! First you will teach them a beautiful song to honor their dad. Next, in Activity 2 they will design a Father's Day Card and give it to their dad on Father's Day!

To get your students excited for this activity, give them a sneak peak of the four different Father's Day card designs on pages 49-56. Each card has a different style to it. Ask students which card they would like to give to their dad.

Next show the kids that the inside of each card contains lyrics to a Father's Day song. Tell them you are going to teach them the song now. Imagine how happy their dads will be when they sing them a Father's Day song in Spanish!



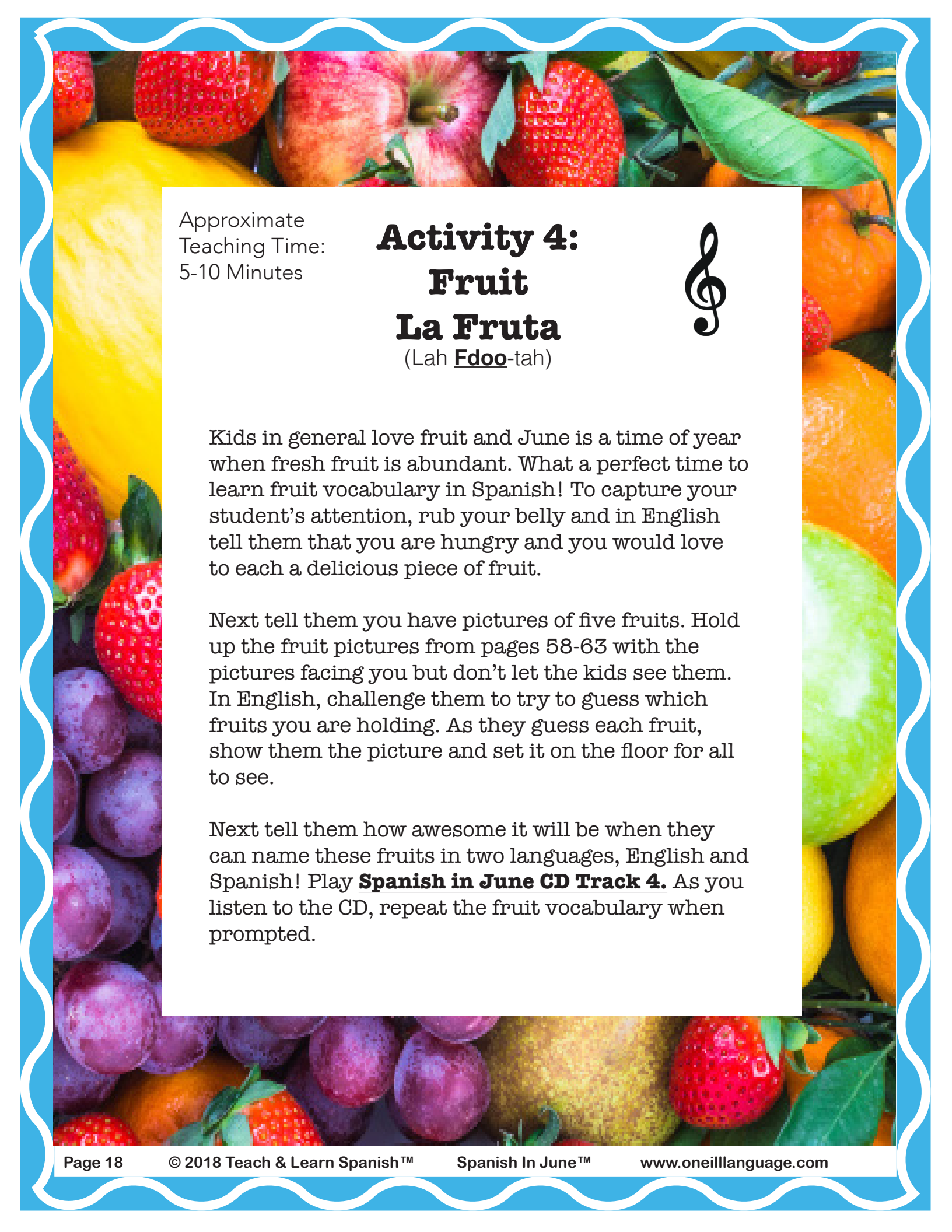
## Activity 1 Vocabulary:

CD Track 1	English	Spanish	Pronunciation
1.	Dear dad...	Querida papá...	Keh- <u>dee</u> -doh pah- <u>pah</u> ...
2.	Thank you for being my father.	Gracias por ser mi padre.	<u>Gdah</u> -see-ahs pode <u>sehd</u> mee <u>pah</u> -dreh.
3.	I love you.	Te quiero.	Teh kee- <u>aa</u> -doh.
4.	You are very strong.	Tú eres muy fuerte.	Too <u>aa</u> -dace <u>moo</u> -ee <u>fwehr</u> -teh.
5.	You are smart.	Tú eres inteligente.	Too <u>aa</u> -dace een-tell-ee- <u>hen</u> -teh.
6.	You are a hard worker.	Tú eres trabajador.	Too <u>aa</u> -dace tdah-bah-hah- <u>dohd</u> .
7.	Happy Father's Day!	¡Feliz Día de Padres!	¡Feh- <u>lees</u> <u>Dee</u> -yah deh <u>Pah</u> -drace!

Teach & Learn Spanish™ Vocabulary & Pronunciation Table







Approximate  
Teaching Time:  
5-10 Minutes

## Activity 4:

### Fruit

### La Fruta

(Lah **Fdoo**-tah)



Kids in general love fruit and June is a time of year when fresh fruit is abundant. What a perfect time to learn fruit vocabulary in Spanish! To capture your student's attention, rub your belly and in English tell them that you are hungry and you would love to each a delicious piece of fruit.

Next tell them you have pictures of five fruits. Hold up the fruit pictures from pages 58-63 with the pictures facing you but don't let the kids see them. In English, challenge them to try to guess which fruits you are holding. As they guess each fruit, show them the picture and set it on the floor for all to see.

Next tell them how awesome it will be when they can name these fruits in two languages, English and Spanish! Play **Spanish in June CD Track 4**. As you listen to the CD, repeat the fruit vocabulary when prompted.

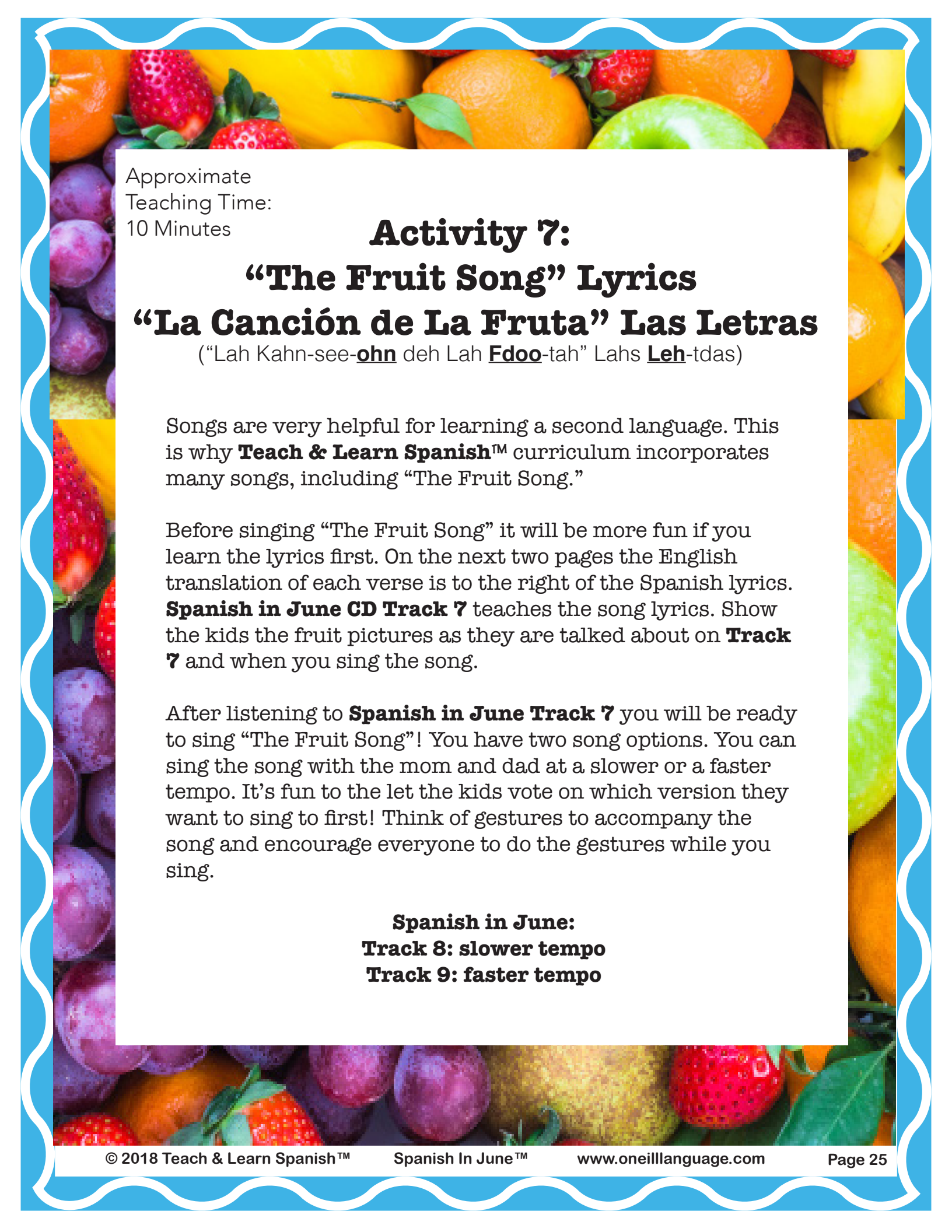


## Activity 4 Vocabulary:

CD Track 4	English	Spanish	Pronunciation
1.	the fruit	la fruta	lah <u>fdoo</u> -tah
2.	the apple	la manzana	lah mahn- <u>sah</u> -nah
3.	the cantaloupe	el melón	el meh- <u>lohn</u>
4.	the orange	la naranja	lah nah- <u>don</u> -hah
5.	the watermelon	la sandía	lah sahn- <u>dee</u> -yah
6.	the banana	la banana	lah-bah- <u>nah</u> -nah

Teach & Learn Spanish™ Vocabulary & Pronunciation Table





Approximate  
Teaching Time:  
10 Minutes

## **Activity 7:**

### **“The Fruit Song” Lyrics**

### **“La Canción de La Fruta” Las Letras**

(“Lah Kahn-see-ohn deh Lah Fdoo-tah” Lahs Leh-tdas)

Songs are very helpful for learning a second language. This is why **Teach & Learn Spanish™** curriculum incorporates many songs, including “The Fruit Song.”

Before singing “The Fruit Song” it will be more fun if you learn the lyrics first. On the next two pages the English translation of each verse is to the right of the Spanish lyrics. **Spanish in June CD Track 7** teaches the song lyrics. Show the kids the fruit pictures as they are talked about on **Track 7** and when you sing the song.

After listening to **Spanish in June Track 7** you will be ready to sing “The Fruit Song”! You have two song options. You can sing the song with the mom and dad at a slower or a faster tempo. It’s fun to let the kids vote on which version they want to sing to first! Think of gestures to accompany the song and encourage everyone to do the gestures while you sing.

**Spanish in June:**  
**Track 8: slower tempo**  
**Track 9: faster tempo**



Approximate  
Teaching Time:  
10 Minutes

Spanish In June CD  
Track 8: slower tempo  
Track 9: faster tempo

## Activity 8: The Fruit Song La Canción de La Fruta

(Lah Kahn-see-ohn deh Lah Fdoo-tah)



### 1. LA FRUTA

Ay, ay, ay ¡cuánto me gusta la fruta!  
¡Cuánto me gusta la fruta!  
¡Cuánto me gusta la fruta!  
¿Te gusta la fruta? ¿Te gusta?

¡Sí, me gusta! SLURP  
¡A los dos nos gusta la fruta!

### 2. LA MANZANA

Ay, ay, ay ¡cuánto me gusta la manzana!  
¡Cuánto me gusta la manzana!  
¡Cuánto me gusta la manzana!  
¿Te gusta la manzana? ¿Te gusta?

¡Sí, me gusta! SLURP  
¡A los dos nos gusta la manzana!

### 3. EL MELÓN

Ay, ay, ay ¡cuánto me gusta el melón!  
¡Cuánto me gusta el melón!  
¡Cuánto me gusta el melón!  
¿Te gusta el melón? ¿Te gusta?

¡Sí, me gusta! SLURP  
¡A los dos nos gusta el melón!

### 1. FRUIT

Oh my, how I like fruit!  
How I like fruit!  
How I like fruit!  
Do you like fruit? Do you like it?

Yes, I like it!  
We both like fruit!

### 2. APPLES

Oh my, how I like apples!  
How I like apples!  
How I like apples!  
Do you like apples? Do you like them?

Yes, I like them!  
We both like apples!

### 3. CANTALOUPE

Oh my, how I like cantaloupe!  
How I like cantaloupe!  
How I like cantaloupe!  
Do you like cantaloupe? Do you like it?

Yes, I like it!  
We both like cantaloupe!



Approximate  
Teaching Time:  
10 Minutes

## Activity 9: Playground Equipment

### El equipo del Patio de Recreo

(El Eh-kee-poh del Pah-tee-oh deh Rreh-kdeh-oh)

Begin by showing your students the pictures of children playing at the park on from pages 66-75. Ask them if they know the names of the playground equipment in English. See the vocabulary table on page 29.

Once they name the equipment in English, tell them that they will learn the names for each word in Spanish. Play **Spanish in June CD Track 10**. Hold up or point to each picture as it is taught and talked about on the CD. Encourage your students to participate and repeat as directed by the CD.

#### Grammar Note:

"a" and "an" are "un" and "una" in Spanish (called "indefinite articles")  
"the" is "el" "la" "los" & "las" in Spanish (called "definite articles")

"un" and "el" are used with masculine, singular nouns that end in "o"

"una" and "la" are used with feminine, singular nouns that end in "a"

"las" is used with feminine, plural nouns that end in "as"

"los" is used with masculine, plural nouns that end in "os"

Approximate  
Teaching Time:  
5 Minutes

**Activity 13:**  
**The Days of the Week**  
**Los Días de la Semana**  
(Lohs Dee-yahs deh lah Seh-mah-nah)

Practice days of the week during your calendar time too!  
Play **Spanish in June CD Track 12** and repeat the days of the week together while you point to them on the calendar!

**lunes**  
**martes**  
**miércoles**  
**jueves**  
**viernes**  
**sábado**  
**domingo**

## Activity 14

### Numbers 41-50



CD Track 16	English	Spanish	Pronunciation
51.	fifty-one	cinuenta y uno	seen- <u>kwayne</u> -tah ee <u>oo</u> -noh
52.	fifty-two	cinuenta y dós	seen- <u>kwayne</u> -tah ee <u>dohs</u>
53.	fifty-three	cinuenta y trés	seen- <u>kwayne</u> -tah ee <u>tdace</u>
54.	fifty-four	cinuenta y cuatro	seen- <u>kwayne</u> -tah ee <u>kwah</u> -tdoh
55.	fifty-five	cinuenta y cinco	seen- <u>kwayne</u> -tah ee- <u>seen</u> -koh
56.	fifty-six	cinuenta y seis	seen- <u>kwayne</u> -tah ee <u>sehs</u>
57.	fifty-seven	cinuenta y siete	seen- <u>kwayne</u> -tah ee see- <u>eh</u> -teh
58.	fifty-eight	cinuenta y ocho	seen- <u>kwayne</u> -tah ee- <u>oh</u> -choh
59.	fifty-nine	cinuenta y nueve	seen- <u>kwayne</u> -tah ee noo- <u>eh</u> -beh
60.	sixty	sesenta	seh- <u>sehn</u> -tah

Teach & Learn Spanish™ Vocabulary & Pronunciation Table

51,

52,

53...



After laminating page 43-48 cut them so **each** sentence fragment or color in English is on a separate flash card and **each** sentence fragment or color in Spanish is on a separate flash card.

**Querido papá,**

**Dear dad,**

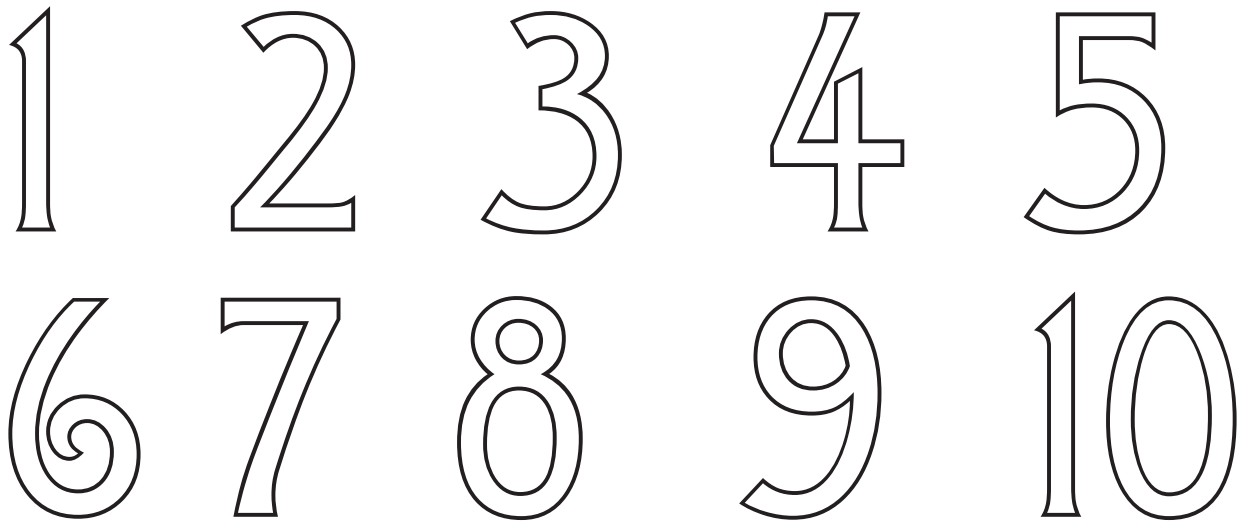
**¡Te quiero!**

**I love you!**

# ¡Feliz día de Padres!



Color the numbers. Count from 1-10 in Spanish for your dad and family! Teach them to count in Spanish too! Try to say the colors of the numbers in Spanish too.



Card Made by O'Neill Language Academy &



## Father's Day Song in Spanish

Dear Dad, I practiced this song in Spanish class. I would like to sing it to you!

### Querido papá... X4

(Keh-dee-doh pah-pah...  
Dear dad...

### Te quiero. X 4

(Teh kee-eh-doh.)  
I love you.

### Gracias por ser mi padre X 4

(Gdah-see-ahs pode sehd mee pah-dreh.)  
Thank you for being my father.

### Te quiero. X 4

### Tú eres muy fuerte. X4

(Too aa-dace moo-ee fwehr-teh.)  
You are very strong.

### Querido papá... X4

(Keh-dee-doh pah-pah...  
Dear dad...

### Te quiero. X 4

(Teh kee-eh-doh.)  
I love you.

### Gracias por ser mi padre X 4

(Gdah-see-ahs pode sehd mee pah-dreh.)  
Thank you for being my father.

### Te quiero. X 4

### Tú eres muy fuerte. X4

(Too aa-dace moo-ee fwehr-teh.)  
You are very strong.

Querido Papá here is a picture of you and me.



**¡Qué bueno!**

(¡Keh bweh-noh!)

**That's nice!**

June

**¡Qué padre!**

(¡Keh pah-dreh!)

**That's cool!**

June

**¡Coloreas bien!**

(¡Koh-loh-deh-ahs bee-en!)

**You're good at coloring!**

June

**¡Buen español!**


(¡Bwayne eh-spah-nyol!)

**Good Spanish!**

June



la sandía  
(lah sahn-**dee**-yah)





**corre, corran**  
(koh-rreh, koh-rrahn)  
run (1), run (2+)

# **el tiovivo**

(el tee-oh bee-boh)  
the merry-go-round

# **el tobogán**

(el toh-boh-gahn)  
the slide

# **el muelle balancín**

(el mweh-yeh ball-on-seen)  
spring rider