

SCHOOLS • CHILDCARES • HOMESCHOOLS • ENTREPRENEURS

**AGES
3-8**

TEACH & LEARN SPANISH™ IN NOVEMBER

**Become an Overnight Success at Teaching
Spanish to Children at School and at Home!
No Prior Spanish Necessary**



5 STAR REVIEWS!

- Easy & Fun Activities
- Pronunciation & Song CD
- Visuals & Flashcards
- Games & Role-Plays
- Use Every November



THERESA O. GUNDERSON, M.ED.

Read the Reviews!

"My girls LOVE learning Spanish with Teach & Learn Spanish!!! We listen to the CD in the car a lot, and they are so proud of counting to 12 :)! The activities are great, and it is so nice everything can be adapted for such a wide age range! It is also nice because I can reuse the material each year and focus on different aspects as the children grow:)! Thank you!"

Chelsea A.
Homeschool Parent of Children Ages 5, 4, 19 months
Wabasha, MN.

"Excellent Book! Lots of fun lessons, colorful graphics, and activities for parents or teachers. Clear and helpful instructions and guides make this a wonderful and easy tool to teach kids Spanish."

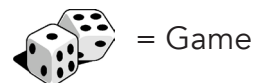
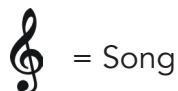
Cindy Munson
Amazon Review

"I was introduced to this program at the 2017 NICHE Home School Conference. I wanted to find a curriculum to teach myself and my children Spanish. We have been using the program since September twice a week integrating what we are learning into our everyday speech. My boys and I love it! They are ages 10, 6, and 1. It is so easy to use, fun, and the flexibility of the program allows you to master lessons before continuing to the next. It is exciting to learn Spanish along with my children. Thank you for coming to Iowa to share your product."

Sarah Neitzel
Homeschool Parent

"What an amazing series of books! This is an easy to follow book that teaches you so much. This series will give you the tools to feel confident in your Spanish speaking abilities, along with the tools to teach others! I would strongly recommend this Teach & Learn Spanish to anyone who is looking to learn Spanish and practice it while teaching it to kids!"

Christine
Amazon Review



| Activity: | Vocabulary: | Objectives: Students Will Be Able To: | You Will Need: |
|--|---|---|---|
| Activity 1: The Rules pp. 10-13 | Six rules to follow | Student's listen to and carry out rules in Spanish Play Rules Game | 1. <u>Spanish In November</u> CD Track 1 2. p. 53 laminated |
| Activity 2: I'm Going to Take Attendance pp. 14-15 | Phrases for taking attendance | Take attendance in Spanish | 1. <u>Spanish In November</u> CD Track 2 |
| Activity 3: Warm-Up with Puppet pp. 16-19 | Introductory phrases with Spanish-speaking puppet hello, goodbye, kiss, hug, give me 5, etc. | Be silly with Spanish-speaking puppet to engage learners | 1. <u>Spanish In November</u> CD Track 3 2. A hand puppet |
| Activity 4: Let's Compliment ____! pp. 20-21 | -Fabulous! -That's great! -Awesome! | Give compliments in Spanish to each other | 1. <u>Spanish In November</u> CD Track 4 2. Compliment visual to post in room/ at home p. 54 |
| Activity 5: Numbers 1-12 p. 24-27 | Numbers 1-12 | Practice numbers 1-12 Tape feathers on "Pepe el Pavo" | 1. <u>Spanish In November</u> CD Track 5 2. Pepe el Pavo p. 55 3. Feathers pp. 56-59 |
| Activity 6: Put Feather # ____ on Pepe p. 28 | Numbers 1-12 Put feather # ____ on Pepe. Put feather # ____ here. | Listen to teacher's command for which feather to tape on Pepe | 1. <u>Spanish In November</u> CD Track 6 2. Pepe el Pavo p. 55 3. Feathers pp. 56-59 4. Masking tape |
| Activity 7: Let's Sing Numbers 1-12 p. 29 | Numbers 1-12 | Point to Pepe's feathers while singing song "Matemáticas de Macarena" | 1. <u>Download Song: "Matemáticas de Macarena"</u> (See download instructions p. 27) 2. Pepe el Pavo p. 55 3. Feathers pp. 56-59 4. Magic wand or lightsaber to point with |
| Activity 8: Let's Dance La Macarena pp. 30-32 | Numbers 1-12 | Sing numbers 1-12 while dancing La Macarena | 1. <u>Download from iTunes Song: Matemáticas de Macarena</u> Artist: Dr. Jean Album: ¡Olé! ¡Olé! |
| Activity 9: Let's Count... p. 33 | Numbers 1-12 | Count a variety of items in classroom or at home to tune of song: "Matemáticas de Macarena" | 1. <u>Download from iTunes Song: Matemáticas de Macarena</u> Artist: Dr. Jean Album: ¡Olé! ¡Olé! 2. Variety of classroom objects to count up to 12 |

Approximate
Teaching Time:
5-10 minutes.


Activity 5: **Numbers 1-12** **Números 1-12**

(Noo-meh-dohs 1-12)

This fun activity combines the Thanksgiving theme with counting from 1-12. You and your students will practice numbers 1-12 by taping numbered feathers 1-12 onto a bald turkey named “Pepe el Pavo.”

Before class tape the picture of “Pepe el Pavo” from page 55 to the wall. You will notice that Pepe does not have any feathers, he is bald! Sprinkle the twelve feathers from pages 56-59 on the floor, number side up but at a distance from the students. Do not draw attention to Pepe nor the feathers when you begin this activity.

To capture your students’ attention start making turkey sounds, “gobble, gobble, gobble.” In English ask the kiddos what animal sound they hear. Hopefully they will say “a turkey.” Tell them they are right, but where is the turkey sound coming from?



Activity 5 Vocabulary:



| CD Track 5 | English | Spanish | Pronunciation |
|---------------|---------|---------|---------------------|
| 1. | one | uno | <u>oo</u> -noh |
| 2. | two | dos | dohs |
| 3. | three | tres | tdace |
| 4. | four | cuatro | <u>kwah</u> -tdoh |
| 5. | five | cinco | <u>sing</u> -koh |
| 6. | six | seis | <u>seh</u> -ees |
| 7. | seven | siete | see- <u>eh</u> -teh |
| 8. | eight | ocho | <u>oh</u> -choh |
| 9. | nine | nueve | noo- <u>eh</u> -beh |
| 10. | ten | diez | dee- <u>ace</u> |
| 11. | eleven | once | <u>ohn</u> -seh |
| 12. | twelve | doce | <u>doh</u> -seh |

Teach & Learn Spanish™ Vocabulary & Pronunciation Table



Approximate
Teaching Time:
5-10 Minutes

Activity 8:
Let's Dance La Macarena
Vamos a Bailar La Macarena
(Bah-mohs ah bah-ee-lahd Lah Mah-kah-deh-nah)



Your students will LOVE dancing The Macarena while singing numbers 1-12 in Spanish! See how to download the song on page 27. The song lyrics are on the page 31. Before you play the song, go over the Macarena body movements on page 32 so the children are familiar with how to move their bodies to the song. Your kids will ask to sing and dance this song many times over!






Activity 8 Continued:

"Matemáticas de Macarena"

Uno, dos,
tres, cuatro,
cinco, seis,
siete, ocho,
nueve, diez,
once, doce,
los cantamos otra vez.

(let's sing them again.)

Repeat 4 X



Approximate
Teaching Time:
5-10 Minutes

Activity 10:

Dishes

Los Platos

(Lohs **Plah**-tohs)

Since we use silverware and dishes everyday, naming them in Spanish will quickly increase the amount of Spanish you and your students speak! When you sit down to eat, name the silverware together. In the next activity you will learn how to set and clear the table in Spanish, too!

To teach silverware and dishes at other times of the day, use the visuals on pages 60-65 or, even better, use actual dishes. I buy paper and plastic items with a Thanksgiving or fall theme. Pick up a plastic or cloth tablecloth with a fall theme too or use one from home.

Activity 12

Song: "The Table"

Canción: "La Mesa"

(Kahn-see-ohn: "Lah meh-sah")

Spanish In November CD Track 9
(Mom - Slower Tempo)

Spanish In November CD Track 10
(Dad - Slower Tempo)

Spanish In November CD Track 11
(Mom - Faster Tempo)

Spanish In November CD Track 12
(Dad - Faster Tempo)



LA MESA

Así ponemos la mesa.

(Ah-see poh-neh-mohs lah meh-sah.)

This is the way we set the table.

LOS PLATOS

Así ponemos los platos en la mesa.

(Ah-see poh-neh-mohs loh plah-tohs en la meh-sah.)

This is the way we set the plates on the table.



LAS SERVILLETAS

Así ponemos las servilletas en la mesa.

(Ah-see poh-neh-mohs lahs ser-bee-yeh-tas en la meh-sah.)

This is the way we set the napkins on the table.

LOS TENEDORES

Así ponemos los tenedores en la mesa

(Ah-see poh-neh-mohs loh ten-eh-doh-dace en la meh-sah.)

This is the way we set the forks on the table.



LOS CUCHILLOS

Así ponemos los cuchillos en la mesa

(Ah-see poh-neh-mohs loh koo-chee-yohs en la meh-sah.)

This is the way we set the knives on the table.

LAS CUCCHARAS

Así ponemos las cucharas en la mesa

(Ah-see poh-neh-mohs lahs koo-chah-dahs en la meh-sah.)

This is the way we set the spoons on the table.



LOS VASOS

Así ponemos los vasos en la mesa

(Ah-see poh-neh-mohs loh bah-sohs en la meh-sah.)

This is the way we set the glasses/cups on the table.

iTunes Song: "La Mesa"
Artist: Theresa Gunderson
Album: Mealtime Spanish

Dear Parents: From iTunes download this song for just \$.99 cents. Sing it at home together as you set the table with your children. See the translation in English & the pronunciation key above.

Approximate
Teaching Time:
5-10 Minutes

Activity 13:

Let's Clear the Table

Vamos a Recoger la Mes

(Bah-mohs ah Rreh-koh-hehd lahMmeh-sah)

After your students have learned how to set the table in Spanish, teach them how to clear the table. Start with the dishes on the table and play **Spanish In November CD Track 13**. Use the phrases to tell different students to clear dishes from the table. Simply fill in the blank with the name of the dishes you want cleared away! High-five the kids as they take turns helping with this chore.



| CD Track 13 | English | Spanish | Pronunciation |
|----------------|---------------------------|--------------------------------|---|
| 1. | Let's clear the table. | Vamos a recoger la mesa. | <u>Bah</u> -mohs ah rreh-koh- <u>hehd</u> lah <u>meh</u> -sah. |
| 2. | Please clear _____. | Por favor, recoge _____. | Pord fah- <u>bohd</u> , rreh- <u>koh</u> -heh _____. |

Teach & Learn Spanish™ Vocabulary & Pronunciation Table



Approximate
Teaching Time:
5-10 Minutes



Activity 14: Thanksgiving Food La Comida del Día de Gracias

(Lah Koh-mee-dah del Dee-yah deh Gdah-see-ahs)

Catch your students' attention by pretending your stomach is growling. Tell them you are very hungry and the timing is perfect because you brought some "food" to class. You'll need a plate, a cup, the large food visuals from pages 70-77, and one set of the small food visuals from page 78-79.

Gather your students at a table or around a tablecloth on the floor. Lay down a plate and a cup. Hold up each large food visual and review its name in English. Hand out the small food visuals and tell the kids to lay take turns setting them on the plate. They should put the small picture of the milk on top of the cup.

Ask your kids on which holiday many people eat these foods. Hopefully, they will say "Thanksgiving." If not, help them with the answer. Tell them they now get to learn how to say "Happy Thanksgiving" in Spanish. **Play Spanish In November CD Track 14** Listen and repeat the vocabulary. Encourage the kids to say and teach "Happy Thanksgiving" in Spanish to as many people as they can at home!



| CD Track 14 | English | Spanish | Pronunciation |
|----------------|------------------------|---------------------------|--|
| 1. | Happy Thanksgiving! | ¡Feliz Día de Gracias! | ¡Feh- <u>lees</u> <u>Dee</u> -yah deh <u>Gdah</u> -see-ahs! |

Teach & Learn Spanish™ Vocabulary & Pronunciation Table

The Rules - Las Reglas - (Lahs Rreh-glahs)

1.



Siéntense y mírenme. Manos así.
(See-en-ten-seh ee mee-den-meh. Mah-nohs ah-see.)

4.



Manos así. (Mah-nohs ah-see.)

2.



Silencio. (See-len-see-oh.)

5.



Escuchen. (Eh-skoo-chen.) (2+)

3.



Miren. (Mee-den.) (2+)

6.



Levanten la mano. (2+)
(Leh-bahn-ten lah mah-noh.)



"Pepe el Pavo"



This is the way we set the table.
Así ponemos la mesa.
(Ah-see poh-neh-mohs lah meh-sah.)



the plates = los platos lohs plah-tohs

This is the way we put the plates on the table.
Así ponemos los platos en la mesa.
(Ah-see poh-neh-mohs lohs plah-tohs en lah meh-sah.)



los tenedores

(lohs ten-eh-doh-dace) the forks

los cuchillos

(lohs koo-chee-yohs) the knives

las cucharas

(lahs coo-chah-dahs) the spoons

los vasos

(lahs bah-sohs) the cups

(the) turkey
(el) pah-boh





el pavo

(el pah-boh) the turkey

las patatas con salsa

(lahs pah-tah-tahs kohn sahl-sah) potatoes with gravy

el relleno

(el reh-yeh-noh) stuffing

la gelatina

(lah heh-lah-tee-nah) Jell-O