

Beethoven Bear and Mozart Mouse were so excited about finding the Magical Music Book that they could barely close their eyes that night to go to sleep.

"Oh, I *do* hope that the book is still there tomorrow," whispered Beethoven Bear to his friend as they lay snugly tucked into their beds.

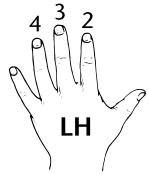
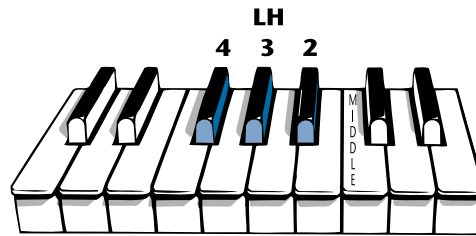
"Me, too!" agreed Mozart Mouse. "Let's go to the Music Room right after breakfast."

"That's a great idea!" said Beethoven Bear as he tried not to yawn. "Learning about music and the piano is really fun, isn't it?" he asked sleepily.

"Yes, indeed, my friend," murmured Mozart Mouse slowly. He was beginning to feel very sleepy, too. "Yes, indeed."

But Beethoven Bear didn't hear his friend. He was already sound asleep, dreaming about the wonderful book they had discovered that day.

Our New Book



p

Sing:	Our	new	book...	Mag	-	i	-	cal	Mu	-	sic	Book.
Count:	1	1	1	Rest	1	1	1	Rest	1	1	1	Rest

Teacher or Parent

Gently

8va

2

5

pp

- 1 Place Beethoven Bear on 3 black keys.
- 2 Clap (or tap) *Our New Book* and count aloud evenly.
- 3 Point to the quarter notes & rests below and count aloud evenly.
- 4 Say the finger numbers aloud while playing them in the air.
- 5 Play one key at a time and say the finger numbers.
- 6 Play and say the words.


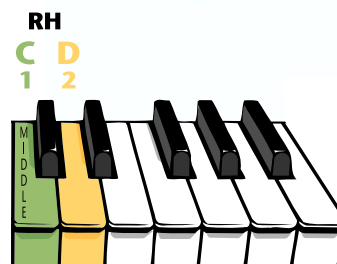


"It worked!" cried Beethoven Bear.

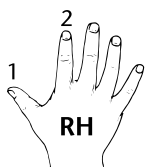
"I'll do it!" volunteered Beethoven Bear. "It only uses Middle C and D. It looks easy!"

















"It really worked!" Mozart Mouse thought to himself.

- 1 Clap (or tap) *Music Box Girl* and count aloud evenly.
- 2 Point to the quarter notes & rests below and count aloud evenly.
- 3 Say the finger numbers aloud while playing them in the air.
- 4 Play and say the finger numbers.
- 5 Play and say the note names.
- 6 Play and sing the words.



Music Box Girl



<i>p</i>																			
Sing:	See	how	she	whirls;		see	how	she	twirls.		see	how	she	twirls.		Rest	Rest		
	Mu	-	sic	box		girl					danc	-	es	and					
Count:	1	1	1	1		Rest	Rest				1	1	1	1		Rest	Rest		

Student plays one octave higher with duet part.

Liltingly

Teacher or Parent

pp

5 1 5 4 5 1

3 5 2 5 1 2 2 5

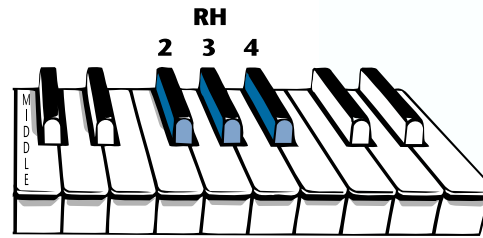
simile

Challenge Repertoire

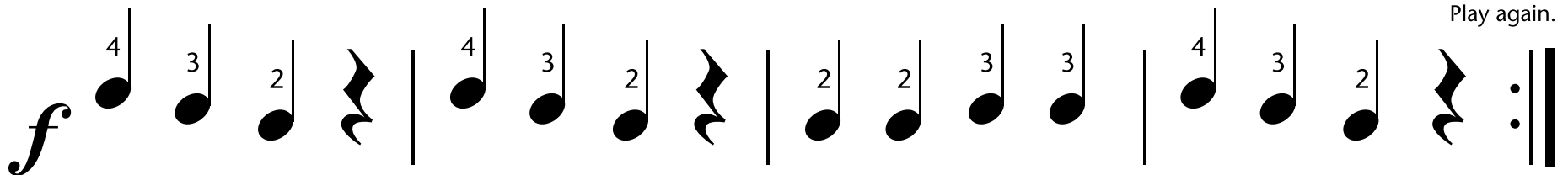
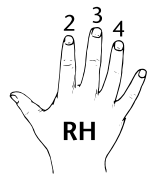
- 1 Place Mozart Mouse on 3 black keys.
- 2 Clap (or tap) *Hot Cross Buns* and count aloud evenly.
- 3 Point to the quarter notes & rests below and count aloud evenly.
- 4 Say the finger numbers aloud while playing them in the air.
- 5 Play one key at a time and say the finger numbers.
- 6 Play and say the words.



Hot Cross Buns



Traditional



Play again.

Sing:	Hot	cross	buns!		Hot	cross	buns!		Yum - my,	yum - my!		Hot	cross	buns!	
Count:	1	1	1	Rest	1	1	1	Rest	1	1	1	1	1	1	Rest

Student plays one octave higher with duet part.

Piping hot!

Teacher or Parent

mf

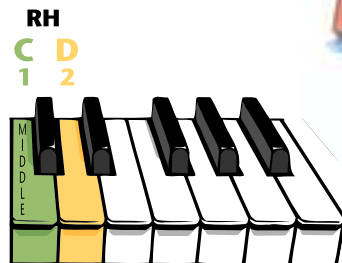
LH detached

- 1 Clap (or tap) *Sur le pont d'Avignon* and count aloud evenly.
- 2 Point to the notes & rests below and count aloud evenly.
- 3 Say the finger numbers aloud while playing them in the air.
- 4 Play and say the finger numbers.
- 5 Play and say the note names.
- 6 Play and sing the words.

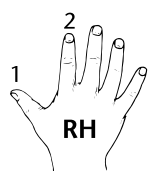


Sur le pont d'Avignon

(On the Bridge at Avignon)



French Folk Song



p

Sing: Sur le pont d'Av - ign - on,
On the bridge at Av - ign - on,

Count: 1 1 1 2 1 1 1 2 Rest 2 3 4 Rest 2 3 4

Student plays one octave higher with duet part.

Moderately fast

Teacher or Parent

pp

p

1. l'on y dan - ce, l'on y dan - ce. tout en ronde.
we are danc - ing, we are danc - ing. all a - round.

2.

*Note: If used before page 45 of the Music Lesson Book, the whole rest must be introduced to the student.