

Grade
K



Early Phonics Activities

**Hands-on word-building practice
with Unifix® CVC Cubes**

Includes beginning and ending consonant sounds,
vowels, and short-vowel word families



Rowley, Massachusetts

CONTENTS

Introduction	vi		
Warm-up Activities	vii		
Letter Formation	viii		
Standards Correlation Chart	x		
Student Progress Monitoring Sheet	xi		
Section 1: Beginning Sounds			
Introduction	1	Activity 27: Word Building v	28
Activity 1: Word Building b	2	Activity 28: Comparison v, y, z	29
Activity 2: Word Building m	3	Activities 29 to 33: Word Ladders with beginning consonant change	30
Activity 3: Comparison b, m	4	Section 2: Ending Sounds	
Activity 4: Word Building r	5	Introduction	35
Activity 5: Word Building s	6	Activity 34: Word Building d	36
Activity 6: Comparison r, s	7	Activity 35: Word Building n	37
Activity 7: Word Building t	8	Activity 36: Comparison d, n	38
Activity 8: Word Building g	9	Activity 37: Word Building g	39
Activity 9: Comparison g, t	10	Activity 38: Word Building t	40
Activity 10: Word Building n	11	Activity 39: Comparison g, t	41
Activity 11: Word Building p	12	Activity 40: Word Building b	42
Activity 12: Comparison n, p	13	Activity 41: Word Building m	43
Activity 13: Word Building c	14	Activity 42: Word Building p	44
Activity 14: Word Building h	15	Activity 43: Comparison b, m, p	45
Activity 15: Comparison c, h	16	Activities 44 to 46: Word Ladders with ending consonant change	46
Activity 16: Word Building f	17	Section 3: Middle Vowels	
Activity 17: Word Building d	18	Introduction	49
Activity 18: Comparison d, f	19	Activity 47: Word Building a	50
Activity 19: Word Building k	20	Activity 48: Word Building o	51
Activity 20: Word Building l	21	Activity 49: Comparison a, o	52
Activity 21: Comparison k, l	22	Activity 50: Word Building i	53
Activity 22: Word Building j	23	Activity 51: Word Building u	54
Activity 23: Word Building w	24	Activity 52: Comparison i, u	55
Activity 24: Comparison j, w	25	Activity 53: Word Building e	56
Activity 25: Word Building y	26	Activity 54: Word Building u	57
Activity 26: Word Building z	27		

CONTENTS continued

Activity 55: Comparison e, u	58	Activity 80: Word Building ig	84
Activities 56 to 58: Word Ladders with vowel change	59	Activity 81: Word Building it	85
Section 4: Review		Activity 82: Comparison ig, it	86
Introduction	61	Activity 83: Word Building og	87
Activity 59: Word Ladder	62	Activity 84: Word Building op	88
Activity 60: Word Ladder	63	Activity 85: Word Building ot	89
Activity 61: Word Ladder	64	Activity 86: Comparison og, op, ot	90
Activity 62: Word Ladder	65	Activity 87: Word Building ug	91
Activity 63: Word Ladder	66	Activity 88: Word Building un	92
Section 5: CVC and CVCC Word Families		Activity 89: Word Building ut	93
Introduction	67	Activity 90: Comparison ug, un, ut	94
Activity 64: Word Building an	68	Activity 91: Word Building ack	95
Activity 65: Word Building ap	69	Activity 92: Word Building ank	96
Activity 66: Comparison an, ap	70	Activity 93: Word Building ash	97
Activity 67: Word Building ag	71	Activity 94: Comparison ack, ank, ash	98
Activity 68: Word Building am	72	Activity 95: Word Building ell	99
Activity 69: Word Building at	73	Activity 96: Word Building est	100
Activity 70: Comparison ag, am, at	74	Activity 97: Comparison ell, est	101
Activity 71: Word Building ed	75	Activity 98: Word Building ick	102
Activity 72: Word Building en	76	Activity 99: Word Building ill	103
Activity 73: Comparison ed, en	77	Activity 100: Comparison ick, ill	104
Activity 74: Word Building eg	78	Activity 101: Word Building ing	105
Activity 75: Word Building et	79	Activity 102: Word Building ink	106
Activity 76: Comparison eg, et	80	Activity 103: Comparison ing, ink	107
Activity 77: Word Building in	81	Activity 104: Word Building uck	108
Activity 78: Word Building ip	82	Activity 105: Word Building ump	109
Activity 79: Comparison in, ip	83	Activity 106: Word Building unk	110
		Activity 107: Comparison uck, ump, unk	111

INTRODUCTION

Unifix® Reading: Early Phonics Activities is a starting point for small-group phonics study with **Unifix® Cubes**. The focus of these activities is the study of beginning and ending consonant sounds, vowels, and short-vowel word families.

Word Building For Success

Students benefit from hands-on practice manipulating letters to make words with recurring sound patterns. The activities in this book provide students with auditory, visual, and kinesthetic cues. Differentiate instruction by choosing activities that target individual students' needs so that all can participate. Monitor student progress and modify as needed. See Student Progress Monitoring Sheet on page xi.

Unifix® Letter Cubes provide an engaging hands-on experience for students building words. The letter cubes are color coded red for vowels and blue for consonants, which helps students make a visual connection to the CV patterns. With **Unifix® Letter Cubes** students physically connect letters and begin to recognize chunks such as phonograms in word families.




The Activities


Word building introduces the letters with targeted practice for each sound or phonogram. Students build and write two words, then read the words and listen for the common sound(s).


23 Word Building: Beginning Sounds


Name Mari

- Name each picture and listen for the beginning sound.
- Build and write the words.
- Color in each picture after you build that word.



1.  wag



2.  web

24 Unifix® Reading: Early Phonics Activities © Didax, Inc.

INTRODUCTION continued


Comparison activities reinforce the sounds introduced in the word building activities by looking at two different sounds at once. Students enjoy coloring in each picture as they identify and build each word.


Word ladders in each section target a certain sound position, except in Section 4: Review. In this section, students are challenged with changing letters in all three sound positions of CVC words.


31 Word Ladder: Beginning Sounds


Name Mari


- Name each picture and listen for the beginning sound.
- Build the first word.
- Change the beginning sound to match the next picture and write that word.



1. 

2. 

3. 




4. 



5. 



 

fig

rig

32 Unifix® Reading: Early Phonics Activities © Didax, Inc.


The activities are designed assuming that each student group has a set of **Unifix® Letter Cubes**.


- See **Letters for the Activities** on the first page of each section for needed cubes. You'll also find tips on teaching that skill with **Unifix® Cubes** plus objectives.





Comparison: Beginning Sounds 24




Name Mari




- Use these beginning sounds to build and write the words pictured.
- Color in each picture after you build that word.









1.   

2.   

3.  

4.  

jam


win


© Didax, Inc. Section 1: Beginning Sounds 24 25

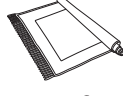
60 Word Ladder: Review


Name Mari


- Name each picture.
- Build the first word.
- Change one sound to match the next picture and write that word.




1. 

2. 

3. 




4. 


5. 



  

bug

rug



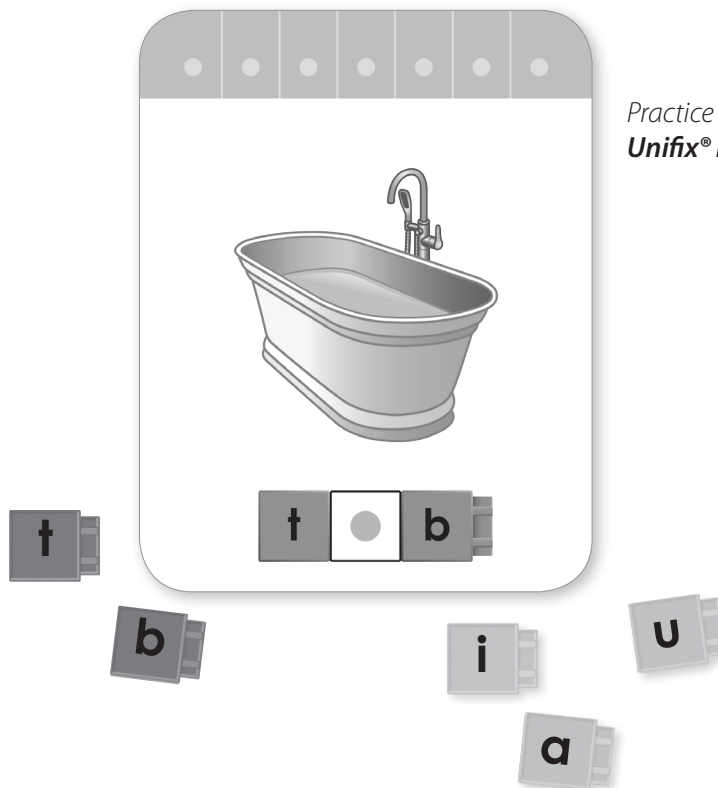
 

64 Unifix® Reading: Early Phonics Activities © Didax, Inc.

Warm-up Activities

Before having students do the activities, engage small groups in warm-ups:

- **Letter Formation** - Copy the letter formation pages on viii and ix and have students practice writing uppercase and lowercase letters.
- **Letter ID** – Write a letter on a dry-erase board and have students find that letter in a set of **Unifix® Cubes** and name the letter.
- **Print Concepts** – Match uppercase to lowercase using **Unifix® Cubes**.
- **Rhyming** – Say two rhyming words and have students name a third word that goes in the word family.
- **Letter-Sound Matching** – Match beginning or ending sound items or pictures with their letters (alphabet books, chants, etc.).
- **Sound Segmenting and Blending** – Say the sounds in CVC words and have students blend the sounds to say the complete word.
- **CVC Word-Building** – Build one word at a time using the **Unifix® Phonics Word-Building Cards**.



*Practice word building in full color with
Unifix® Phonics Word-Building Cards.*

Beginning Sounds

In this section, beginning sounds are studied in three types of activities.

1 Introduce the Sounds

Beginning Sound Word Building provides targeted practice for each sound. When naming the pictures with the student(s), draw out the beginning sounds. Students build two words with the same beginning sound, then write the words and color the pictures. Model reading the words and listening for the shared beginning sound. As a final step, be sure to have students identify that letter in both words.

2 Reinforce the Sounds


Comparing Beginning Sounds is a fun, puzzle-like activity that helps students learn to isolate and pronounce the initial sound in CVC words with picture support. Building on their beginning sound practice from the targeted word building activity, they use picture clues to identify missing beginning sounds. They color in each picture after building that word.

3 Word Ladder Challenge

Beginning Sound Word Ladder draws on practice from the previous activities. Here students build a series of words with the same phonogram, changing beginning sounds to match the pictures and writing the words as they move down the ladder. Again, students color in the pictures.

Objectives

- Identify and use beginning sounds to make words.
- Substitute beginning sounds to build new words.

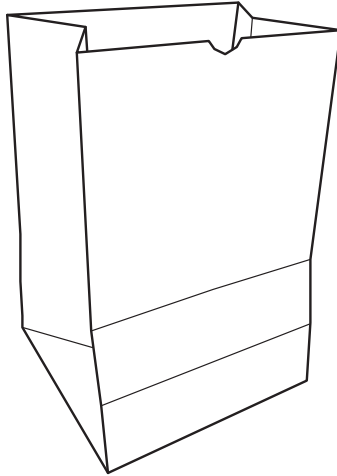


Letters for the Activities		
Number	Beginning Sounds	Other Cubes
1	b	a, d, e, g
2	m	a, g, t, u
3	b, m	a, a, g, n, o, p, t, u
4	r	a, i, m, p
5	s	i, n, t, u
6	r, s	a, g, i, m, p, t, u, u
7	t	a, e, n, p
8	g	a, m, s, u
9	g, t	a, a, g, m, o, p, p, u
10	n	a, e, p, t
11	p	a, n, o, p
12	n, p	e, n, n, o, t, t, u, u
13	c	a, p, t, u
14	h	e, g, n, u
15	c, h	a, a, m, o, o, p, t, t
16	f	a, i, n, x

Number	Beginning Sounds	Other Cubes
17	d	a, d, g, i
18	d, f	a, g, g, i, i, m, n, o
19	k	d, i, i, t
20	l	d, e, g, i
21	k, l	a, d, g, i, i, o, p, t
22	j	e, g, t, u
23	w	a, b, e, g
24	j, w	a, g, g, i, i, m, n, o
25	y	a, e, m, s
26	z	i, o, o, p
27	v	a, e, t, t
28	v, y, z	a, a, e, i, k, n, p, s
29	b, c, h, m, r	a, t
30	d, h, m, p, t	e, n
31	b, d, p, r, w	i, g
32	c, h, m, p, t	o, p
33	b, h, j, m, r	g, u

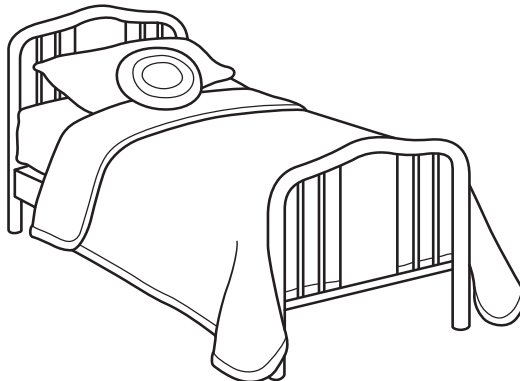
Name _____

1. Name each picture and listen for the beginning sound.
2. Build and write the words.
3. Color in each picture after you build that word.



1.





2.





Name _____

1. Name each picture and listen for the beginning sound.
2. Build and write the words.
3. Color in each picture after you build that word.



1. 



2. 

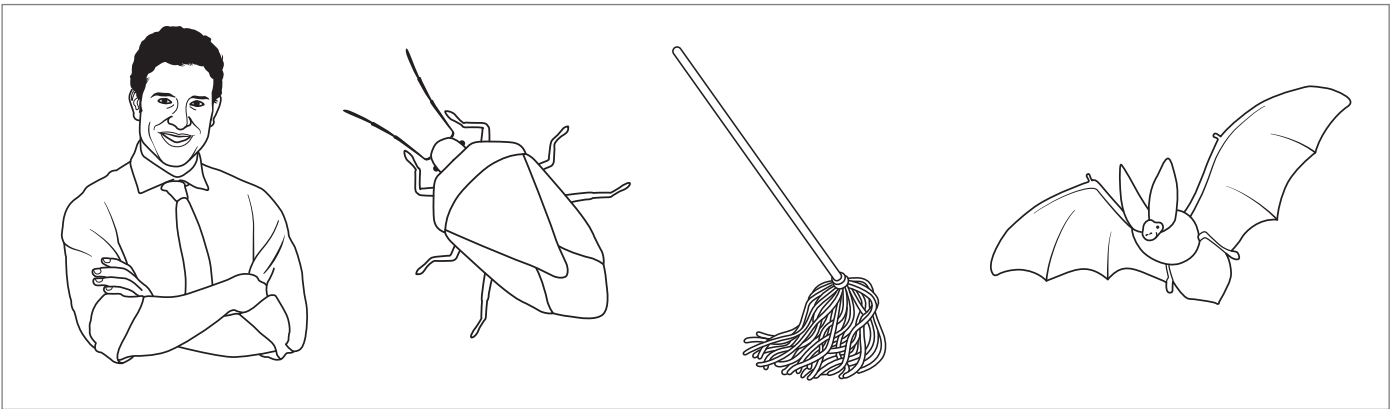
3 Comparison: Beginning Sounds

Name _____

1. Use these beginning sounds to build and write the words pictured.
2. Color in each picture after you build that word.

b

m



1. _____

2. _____

3. _____

4. _____

