

Body Overview

UNIT
1

NAME _____



GOD'S
DESIGN®

Lessons 1-3

**Human Body
for Beginners**

Lesson 1

The Creation of Life

God created the earth. He created the plants, sun, moon, stars, and animals. Then he created man. God took some of the dust from the ground and used his hands to form a man. Then God breathed into the

man and made him alive. This first man was named

Adam.


He was made in the image of God. This was different from God's

relationship with the animals. People have a special relationship with God.

God also made a woman for man so that he would not be alone. The first woman was called

Eve.

God created Adam and Eve with wonderful bodies. In this book you are going to learn about the wonderful body that God gave you. God made you special!





God Made Me Special

God made you to be a special person who is different from everyone else. Draw a picture of yourself, and remember that God loves you very much.

- ? What did God use to make man?
- ? In whose image did God create man?

Lesson 2

The Human Body

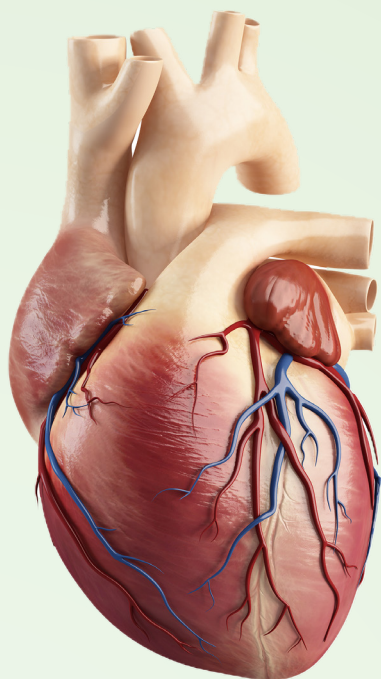
Do you look just like your mom or dad? Do you look just like your brothers or your sisters? No. (Unless you are an identical twin!) You look

different from everyone else. Yet your body has all of the

same basic parts. You have eyes, ears, and hair. You have a

nose and a mouth.





You have a heart that moves your blood. Your body has a stomach so you can eat food. You can see, hear, taste, smell, and feel. You also have bones and muscles that help you move. These are all special body parts that God gave you. Your body lets you run, jump, play, and even clean up your room.

- ? What parts of your body help you to move?
- ? Who created all the special parts of the human body?



Scripture Trace

Then the LORD God formed the man of dust from the ground and breathed into his nostrils the breath of life.

Genesis 2:7a

Lesson 3

Cells

Your body is made up of many different parts. The smallest parts of your body are called cells. Cells are so tiny you cannot see just one cell with your eye. You would need a special machine called a microscope to see your cells.

Your body has many different kinds of cells. You have blood cells, bone cells, nerve cells,

and skin cells. And all of the cells look and act very



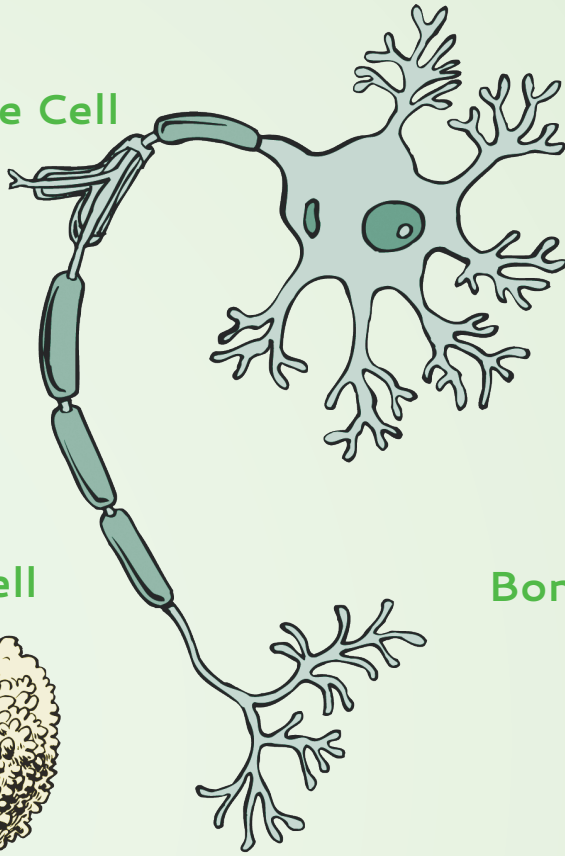
Putting Pieces Together

Use Lego® bricks or other building blocks to make a house. The blocks fit together to make the house. Your cells fit together to build your body. The blocks are all different shapes and sizes. And the cells in your body are different shapes and sizes. Different blocks have different jobs. Different types of cells also have different jobs.




differently from each other. They each have a special job to do. But all of these different cells work together in your body to help you grow and do all the things you like to do.

Nerve Cell



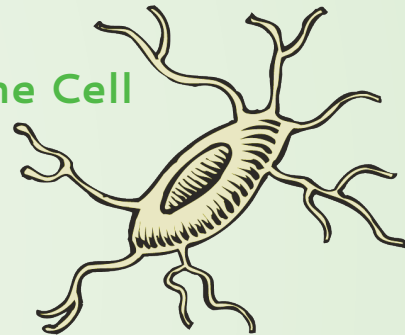
Skin Cells



White Blood Cell

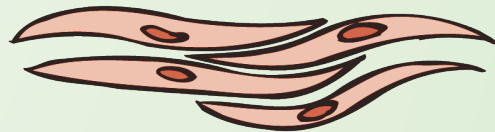


Bone Cell



Red Blood Cells

Muscle Cells



- ? What is the smallest part of your body?
- ? What do you need to use in order to see your cells?



Unit Vocabulary Review

Find the vocabulary words in the word search.
Remember to search both down and across.

ADAM
EVE

BODY
EYES
NOSE

CELLS
SKIN

W	J	W	C	H	W	S	I	M	Y	H	G	C	C	A
S	K	I	N	T	S	H	X	B	X	P	H	H	L	C
A	C	U	B	J	Q	H	H	I	U	J	N	E	H	C
H	X	N	O	S	E	G	Y	Q	R	D	M	B	P	C
S	N	Y	D	C	O	S	W	V	Z	E	F	J	Q	B
C	V	M	Y	I	P	Z	D	C	G	T	E	Y	G	M
E	R	Q	M	C	D	D	M	P	J	R	Z	C	N	K
L	Q	P	G	V	U	D	Z	I	G	Y	N	X	A	M
L	G	U	P	G	R	Y	Z	P	N	X	L	K	D	G
S	E	Y	E	S	E	W	I	M	T	L	B	T	A	Y
M	L	E	N	K	Y	K	K	M	A	P	E	Q	M	D
Y	X	S	P	J	J	W	P	X	N	U	Z	P	J	J
P	T	U	T	I	Z	U	F	M	V	Q	E	C	Q	H
Y	T	G	V	P	W	H	W	Y	Y	J	V	R	N	A
O	B	D	A	I	N	C	Y	Y	T	W	E	T	D	J