

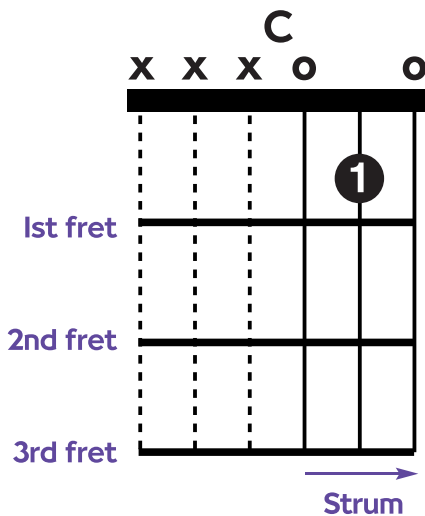
The Three-String C Chord

Hear
this chord!



Track 5

Use finger 1 to press the 2nd string at the 1st fret.
Strum strings 3-2-1.



Strumming

Strum the three-string C chord on each quarter-note slash \swarrow .
Make sure your strums are even.
Count aloud as you play:

1-2-3-4 | 1-2-3-4.


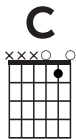
Listen to the song on your CD to hear how it should sound!

My First Chord



Track 6

Remember: This means there are 4 beats in each measure.



This double bar line tells us the music is finished.