

Sample Pages from



Thanks for checking us out. Please call us at 877-777-3450 with questions or feedback, or to order this product. You can also order this product online at [www.tcmpub.com/shell-education](http://www.tcmpub.com/shell-education).

For correlations to State Standards, please visit:

[www.tcmpub.com/teachers/correlations](http://www.tcmpub.com/teachers/correlations)

Shell Professional and Strategy Resources:

[www.tcmpub.com/teachers/professional-resources/correlations](http://www.tcmpub.com/teachers/professional-resources/correlations)

To **Create** a **World** in which  
**Children** Love to **Learn!**

877-777-3450 • [www.tcmpub.com/shell-education](http://www.tcmpub.com/shell-education)



# Summer Blast

Getting Ready for Kindergarten

**Reading**

**Math**

**Writing**

**Art  
Puzzles**

**and more!**



# Table of Contents

## Introduction

Welcome Letter .....	4
Helpful Family Resources .....	5

## Weekly Activities

Week 1 Activities .....	13
Week 2 Activities .....	23
Week 3 Activities .....	33
Week 4 Activities .....	43
Week 5 Activities .....	53
Week 6 Activities .....	63
Week 7 Activities .....	73
Week 8 Activities .....	83
Week 9 Activities .....	93

## Appendices

Appendix A: Activity Cards .....	103
Appendix B: Answer Key .....	119
Appendix C: Parent Handbook .....	123




## Does Not Belong

**Directions:** Make an X on the pictures that do not belong.

1 Which is not a fruit?



2 Which is not an insect?



3 Which is not a house?



4 Which is not a cat?



# Beach Number Match

**Directions:** Color the picture.

## Color Code

1 = red

2 = blue


3 = light blue

4 = yellow

5 = brown

6 = black

7 = pink





# Count and Match

**Directions:** Touch and count the objects. Draw a line to match the number.


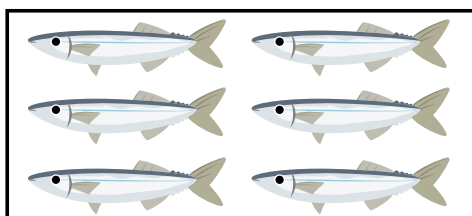
1



2



3



# Handprint Art

## Materials

- ◆ white paper
- ◆ paint
- ◆ paintbrush
- ◆ crayons

## Directions

- 1 Have an adult paint your hand. Press your hand down on a sheet of paper to make a handprint.
- 2 Allow the paint to dry. Use crayons to add details to your handprint to make it into an animal or another object.
- 3 Share your handprint art with a friend. Describe the details you added to your handprint.

