

Sample Pages from



Thanks for checking us out. Please call us at 877-777-3450 with questions or feedback, or to order this product. You can also order this product online at www.tcmpub.com/shell-education.

For correlations to State Standards, please visit:

www.tcmpub.com/teachers/correlations

Shell Professional and Strategy Resources:

www.tcmpub.com/teachers/professional-resources/correlations

To **Create** a **World** in which
Children Love to **Learn!**

877-777-3450 • www.tcmpub.com/shell-education



Summer Blast

Getting Ready for
Third Grade

Reading

Math

Writing

Art
Puzzles

and more!



Table of Contents

Introduction

Welcome Letter	4
Helpful Family Resources	5

Weekly Activities

Week 1 Activities	13
Week 2 Activities	23
Week 3 Activities	33
Week 4 Activities	43
Week 5 Activities	53
Week 6 Activities	63
Week 7 Activities	73
Week 8 Activities	83
Week 9 Activities	93

Appendices

Appendix A: Activity Cards	103
Appendix B: Answer Key	111
Appendix C: Parent Handbook	119



The Jungle

Directions: Solve each problem.

- 1 Tarzan's vine is 25 meters long. Jane's vine is 50 meters long. How long are their vines altogether?

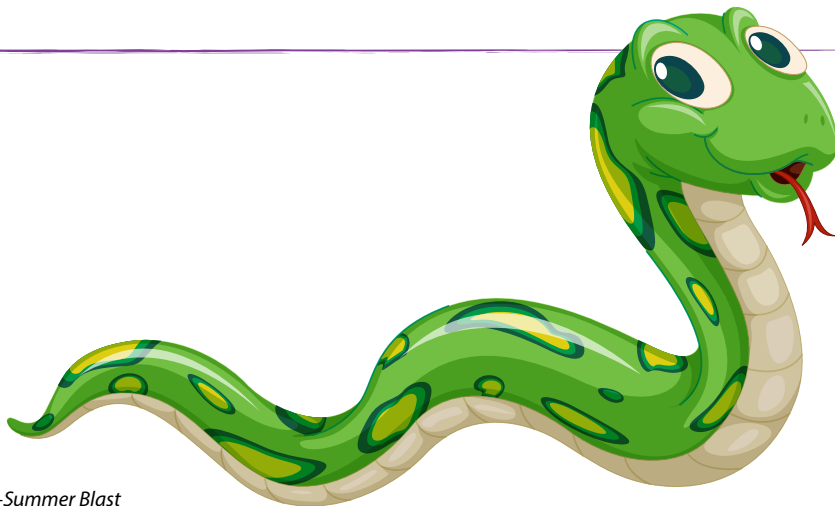
$$\underline{\hspace{2cm}} + \underline{\hspace{2cm}} = \underline{\hspace{2cm}}$$

- 2 A snake was 39 centimeters long. A month later, the snake is 41 centimeters long. How much did the snake grow in one month?

$$\underline{\hspace{2cm}} - \underline{\hspace{2cm}} = \underline{\hspace{2cm}}$$

- 3 A tree was 4 feet tall. Many years later, the tree is much taller. It has grown 48 feet. How tall is the tree now?


$$\underline{\hspace{2cm}} + \underline{\hspace{2cm}} = \underline{\hspace{2cm}}$$



Finding Quadrilaterals

Directions: Is the shape a quadrilateral? Circle Yes or No and name the shape. If the shape is not a quadrilateral, tell why not.

Example:



Yes

Name: pentagon

No

Why Not? It has 5 sides.

1



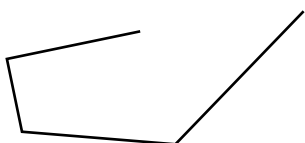
Yes

Name: _____

No

Why Not? _____

2



Yes

Name: _____

No

Why Not? _____

3




Yes

Name: _____

No

Why Not? _____

4




Yes

Name: _____

No

Why Not? _____

5



Yes


Name: _____

No

Why Not? _____

Robot Orders

Directions: This is your robot. It can do anything you ask it to do. Think about what you would order the robot to do for you. Create drawings and write words around the robot that show what you would have it do.



Contraction Action

Directions: Write the correct contraction in each blank.



A **contraction** is a word that combines two words. An apostrophe takes the place of one or more letters.

- 1 What's your friend's name?
(What is)
- 2 I think _____ be sunny tomorrow.
(it will)
- 3 Our friends said _____ come with us to the beach.
(they would)
- 4 Do you know if _____ food at the beach?
(there is)
- 5 _____ going to drive us there?
(Who is)
- 6 We _____ taken the bus to the beach.
(could have)

