

# Step-by-Step Math:

## Counting Money

by Angela M. Ankers, M.Ed.  
Jodi E. Yarusinsky

Summerbook Company  
Hartsville, South Carolina

Copyright © 2017 by Summerbook Company  
All Rights Reserved

This book may be copied by the original purchaser for personal or classroom use.  
It may not be reproduced in whole or in part for resale or  
be posted on the internet for dissemination to others.

Printed in the United States of America

Summerbook Company  
305 Lyndale Drive  
Hartsville, SC 29550

## Contents

How to use this book .....	iv
Pennies .....	1
Nickels .....	7
Nickels and Pennies .....	15
Dimes .....	23
Dimes and Pennies .....	29
Dimes and Nickels .....	33
Dimes, Nickels and Pennies .....	37
Quarters .....	45
Quarters and Pennies .....	47
Quarters, Nickels and Pennies .....	51
Quarters and Dimes .....	57
Quarters, Dimes, Nickels and Pennies .....	63
Half Dollar .....	69
Half Dollar and Review .....	69
Dollar .....	69
Dollar and Review .....	75
Extra Review and Practice .....	81
Answer Key .....	93

## **How to Benefit the Most from This Book**


*Students will make the most progress* if they can count by 1's, 5's, 10's, and 25's. If students cannot do this with ease, copy the pages at the back of the book and practice until students can count with ease and accuracy.

*As often as possible, use real money for counting practice.* When using real money, place some coins face up and some coins face down. Do not let the student turn the coins over. Students should learn to instantly recognize coins from the front and the back. Quarters have a variety of images on the back, so only the front is shown in this book.


Name \_\_\_\_\_

Pennies

### Pennies

















































penny  
front - 1¢



penny  
back - 1¢

A penny is worth one cent. The front of the penny shows President Lincoln and the back shows a shield. The cent sign (¢) is used when writing amounts of money.

Count the pennies. Remember to put a ¢ after your answer.

     _____	       _____
    _____	      _____
  _____	   _____
        _____	           _____


























Name \_\_\_\_\_

Pennies

Color the correct number of pennies.

5¢							
3¢							
2¢							
6¢							

Count the pennies. Remember to write the ¢ after the answer.

Name \_\_\_\_\_

Pennies

Match the pennies to the correct amount.



1¢



2¢



3¢



4¢


5¢



6¢

Draw the correct number of pennies. The first penny has been drawn for you.

4¢



7¢

9¢



Name \_\_\_\_\_

















Mark the pennies needed to buy each item.

 7¢	 3¢
 5¢	 4¢
 6¢	 6¢
 3¢	 2¢



Name \_\_\_\_\_

Color the pennies needed to buy each item.



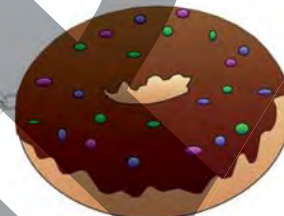
Name \_\_\_\_\_

Pennies

Cross out the pennies needed to buy each item. Then count the remaining pennies and write the amount in the coin purse.





6¢





Name \_\_\_\_\_





Nickels

	<h3>Nickels</h3> <p>A nickel is worth five cents. The front of the nickel shows President Jefferson and the back shows Monticello, his home.</p>	
<p>nickel front - 1¢</p>		<p>nickel back - 1¢</p>

Count by fives to one hundred.

5, \_\_\_\_\_, 15, 20, 25, \_\_\_\_\_, 35, 40, 45, \_\_\_\_\_, 55,  
60, 65, \_\_\_\_\_, 75, 80, 85, \_\_\_\_\_, 95, 100

Count the nickels. Remember to put a ¢ after your answer.

 <p>_____</p>	 <p>_____</p>
 <p>_____</p>	 <p>_____</p>

Name \_\_\_\_\_

Nickels

Color the correct number of nickels.

15¢



30¢



25¢



10¢



Count by fives to one hundred.

5, 10, \_\_\_\_\_, 20, \_\_\_\_\_, 30, \_\_\_\_\_, 40, \_\_\_\_\_, 50, \_\_\_\_\_,  
60, \_\_\_\_\_, 70, \_\_\_\_\_, 80, \_\_\_\_\_, 90, \_\_\_\_\_, 100

Draw the correct number of nickels. The first nickel has been drawn for you.

45¢	
-----	---



Name \_\_\_\_\_

Nickels

Count by fives to one hundred.

\_\_\_\_\_, 10, 15, \_\_\_\_\_, \_\_\_\_\_, 30, 35, \_\_\_\_\_, \_\_\_\_\_,  
50, 55, \_\_\_\_\_, \_\_\_\_\_, 70, 75, \_\_\_\_\_, \_\_\_\_\_, 90, 95,  
\_\_\_\_\_

Match the nickels to the correct amount.



5¢



10¢



15¢



20¢



25¢



30¢



What comes before and after counting by fives?

\_\_\_\_\_, 20, \_\_\_\_\_

\_\_\_\_\_, 40, \_\_\_\_\_

\_\_\_\_\_, 70, \_\_\_\_\_

\_\_\_\_\_, 90, \_\_\_\_\_