

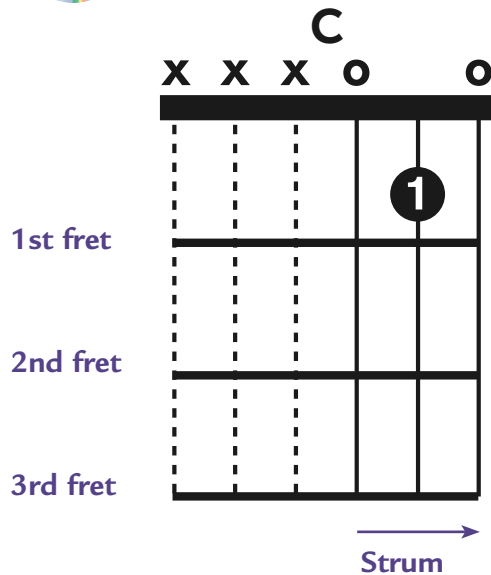
The Three-String C Chord

Hear
this chord!



Track 5

Use finger 1 to press the 2nd string at the 1st fret.
Strum strings 3-2-1.



Track 6

Strumming

Strum the three-string C chord on each quarter-note slash \diagup .
Make sure your strums are even.
Count aloud as you play:

1-2-3-4 | 1-2-3-4

Listen to the song to hear how it should sound!



My First Chord

Remember: This means there are four beats in each measure.

Count: 1 2 3 4

Strum Strum Strum the

1 2 3 4

Three - String C Chord!

This double bar line tells us the music is finished.


The Half Note

Introducing the Half Note

This note lasts two beats.
It is twice as long as a quarter note.



Clap and Count out Loud



Play this song with
and without distortion.
Which do you like better?


- ☐ Clean Sound (drive off)
☐ Distorted Sound (drive on)

Ode to Joy


from Beethoven's 9th Symphony



Ludwig van Beethoven




Count: 1 2 3 4 1 2 3 4 1 2 3 4 1 2 3 4
When Bee - tho - ven wrote this tune he could not hear a sin - gle note.



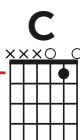
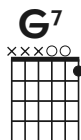
Keep counting!
But his mus - ic is so awe - some peo - ple still love things he wrote.

She'll Be Comin' 'Round the Mountain



Play this song with and without distortion. Which do you like better?

- ☐ Clean Sound (drive off)
- ☐ Distorted Sound (drive on)



Hold down
1st finger

