

Alfred's Basic Piano Library

# Piano

## Lesson Book • Level 1A

Correlated materials to be used with *Lesson Book, Level 1A*:

Title	Start on page	Title	Start on page
COMPOSITION BOOK, Level 1A . . . . .	29	THEORY BOOK, Level 1A . . . . .	11
EAR TRAINING BOOK, Level 1A . . . . .	7	TOP HITS! Solo Book 1A . . . . .	22
ENSEMBLE BOOK, Level 1A . . . . .	15	TOP HITS! Christmas Book 1A . . . . .	*
FLASH CARDS, Level 1A . . . . .	8	SHEET MUSIC SOLOS, Level 1A	
FUN SOLO BOOK, Level 1A . . . . .	20	Andy, the Android . . . . .	43
HYMN BOOK, Level 1A . . . . .	14	Drum and Bugle Band Parade, The . . . . .	43
MERRY CHRISTMAS! Level 1A . . . . .	23	Happy Secret, A . . . . .	54
MERRY CHRISTMAS! Ensemble Book, Level 1A . . . . .	23	Itsy Bitsy Bird . . . . .	54
NOTESPELLER BOOK, Level 1A . . . . .	19	Mumbo Jumbo . . . . .	59
POPULAR HITS, Level 1A . . . . .	15	Seascape . . . . .	43
PRAISE HITS, Level 1A . . . . .	22	Walk in Space, A . . . . .	43
RECITAL BOOK, Level 1A . . . . .	13		
SIGHT READING BOOK, Level 1A . . . . .	9		
TECHNIC BOOK, Level 1A . . . . .	23		

\*Teacher's discretion

FOR TEACHERS ONLY: Teacher's Guide to Lesson Book 1A

A General MIDI disk (20650) and a Compact Disc (14541) are available, which include a full piano recording and background accompaniment.

Willard A. Palmer • Morton Manus • Amanda Vick Lethco



Third Edition

Copyright © 1999 by Alfred Music

All rights reserved. Produced in USA.

ISBN-10: 0-88284-788-0 (Book)

ISBN-10: 0-7390-2483-3 (Book & CD)

ISBN-13: 978-0-88284-788-7 (Book)

ISBN-13: 978-0-7390-2483-6 (Book & CD)

Illustrations by David Silverman (Painted by Cheryl Hennigar)

## A NOTE TO PARENTS

Dear Parents:

### You have a right to be proud!

Giving your child music training shows foresight as well as the appreciation of a fine art.

Music is a language understood by people of all nations. It is one of the most basic mediums of expression. Improved coordination, a broadening of interests, a discovery of the importance of self-discipline, and a world of pleasure are only a few of the rewards pupils receive.


Parents must play an important role in guiding their children's musical training. One question asked by almost all parents is, "How long should my child practice?" Later it will be important that your child practice a specified amount. For now, the length of time is not so important, as long as they practice the assignment **several times** each day.

**Regularity in practice is important!** Let your child select a regular time for practice to begin. With your help, good practicing habits will be easily established. Your child's teacher can give you valuable suggestions. As parents, you have the responsibility of showing an interest in your child's progress. Patience, sincere praise, a show of enthusiasm as your child learns new material, and your occasional participation in music-making sessions at home will be very beneficial.

As publishers, it is our pleasure to offer an outstanding course of instruction, prepared for you by three of the nation's leading music educators.

We offer our best wishes to you and your child in your new adventure. It is certain to be exciting and richly rewarding!

THE PUBLISHERS



## A NOTE TO TEACHERS

Dear Teachers,

### Welcome to **Alfred's Basic Piano Library!**

This is a new, easy, step-by-step method. It emphasizes correct playing habits and note reading through interval recognition. It gives a solid foundation in music theory. It is a **true multi-key approach**. Although key signatures are not introduced in Level 1A, the student actually plays in **seven different keys!** The student plays satisfying and entertaining pieces from the very first lesson. Each new challenge brings enjoyment to the student and the teacher, and because the material progresses so carefully, it is problem-free. For reinforcement of each principle as it is introduced, supplementary material is carefully coordinated, page for page, at each level of instruction.

Here is an outline of the basic contents of this book:

pages 3 – 5	Introduction to playing.
pages 6–17	Keyboard orientation and finger number recognition. Tunes on the black keys for rhythmic reading and development of finger skills. Elementary dynamics. The use of this section avoids the association of any finger numbers with any key, black or white.
pages 18–26	Fluent recognition of key-names through letter-notes. Tunes in MIDDLE C POSITION for more skill development and rhythmic reading.
pages 27–32	Introduction to the GRAND STAFF.
pages 33–49	Intervallic reading in C POSITION. Melodic & harmonic intervals. Legato.
pages 50–58	Intervallic reading in G POSITION. Sharps & flats. More dynamics. Staccato.
pages 59–64	Review pieces. Test & certificate.

As you leaf through this book you will notice the clean and uncluttered pages, the clear music engraving, and the attractive art work, designed to complement the music and to appeal to all.

The authors hope that these pages will help you to open the door of the WONDERFUL WORLD OF MUSIC to many students.

Willard A. Palmer, Morton Manus & Amanda Vick Lethco

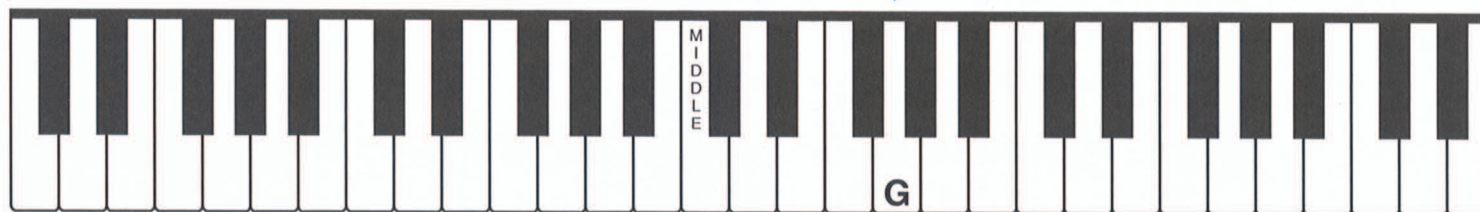


# The Treble Clef Sign

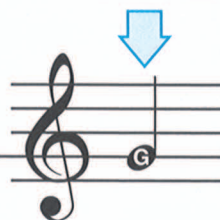


Locates the G  
above the middle  
of the keyboard.

This sign came  
from the letter G:


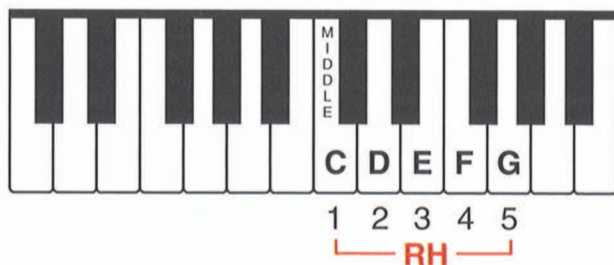


This is the G line.



The clef sign curls  
around the G line.

By moving up or down from this G, you can name any note on the treble staff.





**RESTS** are signs of **SILENCE**.



This is a **QUARTER REST**.  
It means REST FOR THE VALUE  
of a QUARTER NOTE.

1. Clap (or tap) the following rhythm.
2. Clap **ONCE** for each note, counting aloud.
3. Do not clap for the REST!



## Rock Song

**Brightly**

4

*f* 1. Rock is mel - o - dic! Rock is har - mon - ic!  
2. Rock with the right hand! Rock with the left hand!

*f* 1 2 1 3

3

Rock is mel - o - dic! Rock is har - mon - ic!  
Rock with the right hand! Rock with the left hand!

1 3 1 2

**DUET PART** (Student plays 1 octave higher.)

**RH**

**LH** *f*



# Staccato Playing

**STACCATO** means SEPARATED or DETACHED.

STACCATO is the opposite of LEGATO.

To play STACCATO, release the key the instant you play it.

STACCATO is indicated by a DOT over  or under  the note.

## Raindrops

### C POSITION REVIEW



Moderately fast

1

*p*

1. Pit - ter, pat - ter, see us scat - ter! Do the rain - drops real - ly mat - ter?  
 2. Scur - ry, scur - ry, bet - ter hur - ry! Drops of rain can make us wor - ry.

5

Hel - ter skel - ter, run for shel - ter, Just be - cause of drops of rain!  
 Drip and drop, the game must stop, and Just be - cause of drops of rain!