

Sample Pages from



Thanks for checking us out. Please call us at 877-777-3450 with questions or feedback, or to order this product. You can also order this product online at www.tcmpub.com/shell-education.

For correlations to State Standards, please visit:

www.tcmpub.com/teachers/correlations

Shell Professional and Strategy Resources:

www.tcmpub.com/teachers/professional-resources/correlations

To **Create** a **World** in which
Children Love to **Learn!**

877-777-3450 • www.tcmpub.com/shell-education

Using Cursive Today



Hawaii Hawaii Hawaii
dolphin dolphin dolphin
flower flower flower
surf surf surf surf
mountain mountain mountain
hike hike hike hike

Hi Aunt Kate,
We are having a lot of
fun in Hawaii! Today
we hiked up a mountain
and saw a tall waterfall.
Tomorrow we will swim
with dolphins!
Wish you were here,
Belinda

Aunt Kate
897
Houston



Table of Contents

Introduction

Cursive in the Classroom	4
How to Use This Book	5

Learning Cursive


Letters	8
Letter Combinations	34

Practicing Cursive

Time to Travel	45
Making the Big Bucks	51
Let's Celebrate!	57
Remarkable Heroes	63
Making New Friends	69

Appendices

Appendix A: Answer Key	75
Appendix B: Letter Formation Guide	78
Appendix C: Practice Paper	79



How to Use This Book (cont.)

Practicing cursive

Once students have learned how to write letters and letter combinations in cursive, have them complete the themed activity sheets (pages 45–74). In each section, all of the pages lead up to the final page where students create a real-life connection piece. (Answer keys for the appropriate pages can be found in Appendix A.) Each theme includes the following pages:

Introduction

Allows students to read a brief introductory text (in cursive) about each theme. Students read the information and then answer questions in cursive writing.

Graphic Organizer

Students continue practicing their cursive by writing words and sentences that are associated with each theme.

Puzzle

To make learning even more enjoyable, students complete a puzzle associated with each theme.

Artwork


Students use creative thinking skills to bring cursive writing and art together when creating masterpieces.

Reading

This provides opportunities for students to interact with cursive in real-world situations. After reading information related to the theme, students answer text-dependent questions.


Real-World Connection

Students put their mastery of cursive to use and create real-world pieces such as friendly letters, postcards, and check writing.



Name: _____ Date: _____

Directions: Trace each letter. Then, write your own to fill the lines.



A a

a a a a a

a a a a a

Directions: Trace each letter. Then, write each missing letter.

April

pril

art

rt

apple

pple

aerial

eri l

Name: _____ Date: _____

Directions: Trace each letter combination.
Then, write your own to fill the lines.



pl pl pl pl

pr pr pr pr

pa pa pa pa

Directions: Trace the combinations, and write the missing combinations.

party

rtry

praise

aise

plane

ane

Name: _____ Date: _____

Fun Vacation Activities

Directions: Read the paragraph about vacations. Then, use cursive writing to answer the questions.



There are many places where you can vacation. Some places include the Caribbean, Italy, and Japan. There are many activities that you can do on vacation. You might go on a hike to a waterfall. You might enjoy skiing on a mountain. You may even like buying souvenirs at a gift shop. No matter where you decide to go on vacation, be sure to take photographs.

1. Which activity above sounds like the most fun to you?


2. Where would you like to go on vacation?



Name: _____ Date: _____

Vacation Postcards

Directions: Read the cursive note on the postcard.
Then, use cursive to answer the questions.

<p><i>Dear Aunt Kate,</i></p> <p><i>We are having a lot of fun in Hawaii. Today we hiked up a mountain and saw a tall waterfall. Tomorrow we will swim with dolphins!</i></p> <p><i>Wish you were here,</i> <i>Belinda</i></p>	<div style="text-align: right;">  </div> <p><i>Aunt Kate Singh</i> <i>4321 Hawthorne Road</i> <i>Portland, OR 12345</i></p>
--	--

1. What did Belinda do on the day she wrote this note?

2. What will Belinda do tomorrow?

Name: _____ Date: _____

Writing about Vacations

Directions: Imagine that you are on vacation. Use cursive to write a postcard about your travels. Include an address and draw a stamp. Then, cut it out and draw a picture of your destination on the back.