



PARENT GUIDE 

# MCP Comprehension Plus

Homeschool bundle includes:

- Student Edition Workbook
- Teacher's Guide



# Because You Know What Matters Most



Thank you for choosing Pearson to help you on your homeschool journey. Making the right decision about homeschooling can set your child on an exciting path to a lifetime of learning and success. Pearson makes it easy for you to inspire a joy of learning with flexible programs to fit your child's unique learning style. This built-in flexibility lets you set the schedule and the pace that works for you and your child. As you read through this guide and review the included materials, you'll experience how easy it is to personalize the curriculum to match your child's learning style and ensure success with our engaging programs.

Plus, you can rest assured that all of the fundamentals for success are included. The homeschool curriculum you have chosen has been thoughtfully developed and tested by seasoned professionals, to make sure your child receives the finest education.

## Welcome to Pearson Homeschool!

# Preparation

It is always an exciting time when you get to open the box with your new curriculum. All of the books and materials are colorful, the pages are crisp and they are filled with the possibilities of the coming year. The anticipation of using the books and teaching your child is new and fresh. Like the air after a spring shower, it is invigorating. You can't wait until you can get started.


Open the bundle of materials, flip through the pages of each book, take in how they look and feel. Get familiar with all of the components. Let your child share in the excitement and catch the enthusiasm you have for starting this new adventure. These will be your companions over the course of the next year.

Once you get familiar with the material, you may experience the overwhelming feeling that is common to homeschool parents: "How will I ever cover all of this material?" You may be flooded with insecurities that you don't know or remember the subject or content. All of these are normal thoughts and experiences for anyone who has homeschooled.

Remember the value of the journey you are on. Focus on the reasons you chose to homeschool in the first place, the daily interaction with your child, and teaching them how to learn. As the tutor, you as the parent don't have to know all of the material. It's fine to learn it with your child as you go through the material together. You are the guide for your child as you journey with them through the learning process.







## Overview

The MCP *Comprehension Plus* homeschool bundle includes the following components:

- Student Edition Workbook
- Teacher's Guide

MCP *Comprehension Plus* provides instruction and practice in major comprehension skills and strategies needed to derive meaning from written text. The *Student Edition Workbook* and *Teacher's Guide* for each grade are designed to work in tandem to help your child master and apply important comprehension skills.


### Features and Benefits

- Introduces the focus comprehension skill in easy-to-understand terms.
- Motivates reading with high-interest selections written on a specific grade or reading level.
- Connects topic and skill to a writing activity and reviews and maintains previously taught skills.
- Interactive exercises engage learners and incorporate their interests



# Using the Materials

Pearson curriculum materials are thoughtfully planned to present the subject in a way that is engaging. Each lesson builds upon itself, but provides flexibility so you can make it your own.



## Using the Student Edition Workbook

Each *Student Edition Workbook* features lessons organized in sections: Comprehending Text; Story Structure; Word Study; and Document Reading. The *Student Edition Workbook* is designed to create meaningful reading experiences, with each lesson focused on mastering a skill in context.

In each lesson, your child will be introduced to the focus skill. The skill is presented, then followed by guided practice that demonstrates the skill, and an opportunity to apply the skill. Additionally, a helpful tip is provided.

Next, your child will progress through the On Your Own Practice where he or she will read an engaging passage and apply the skill through a number of activities. The *Student Edition Workbook* also features personalized instruction to reinforce the reading and writing connection by integrating your child's interests.

## Using the Teacher's Guide

The *Teacher's Guide* features tools to help your child learn and practice the comprehension strategies, study skills, and word study skills they need to succeed.


The beginning of the *Teacher's Guide* details the Scope and Sequence of the MCP Comprehension Plus program so you can identify when the comprehension skills will be presented and taught. Additionally, there is a Skills Index that details the lesson content in an easy-to-navigate chart so you can quickly reference skill areas for further instruction.

This section is followed by the assessment tests that you will administer throughout the course to measure your child's proficiency in the skills taught at each level. These tests may be used as pre- or post-tests, depending on your child's needs and learning style. Instructions on how to administer these tests are included.

The *Teacher's Guide* also includes a Record Keeping Chart and Progress Record Chart to track and measure your child's proficiency in the skills taught. These tools will help you identify areas where your child may require additional instruction.

Following the test section are the lesson plans for each of the lessons throughout the course. Each lesson is structured in an easy-to-follow manner to provide you with complete and consistent instruction.

Finally, the back section of your *Teacher's Guide* includes all of the answers to questions in your child's *Student Edition Workbook*.



# Lesson Plans

Lesson plans are important to a successful homeschool environment. They help keep you on track, progress through the material and provide a steady structure for teaching your child. It is important to plan out your lessons but remember, lesson plans are a guide. You should leave room to adapt to your child and adjust the plan to ensure he or she understands the material. The objective is to have a tool you can use to watch your child progress and master the material you present over the school year.

Before you begin your lesson plan, review the materials to see how they are structured. There are a number of items to consider when preparing your plan. How many days per week will you have school? Do you plan to have extended breaks for the holidays or vacations? The number of children you have and their ages will affect how and what you can do as well.

Lesson plans in general should have certain vital components. A suggested list would include some or all of the following:

- the portion of text covered during the lesson
- key concepts
- activities to do
- assignments given
- main ideas of the lesson
- questions to ask
- potential field trip ideas
- materials and resources needed

The basic lesson plan in *MCP Comprehension Plus* is based on the teaching strategies that will help your child comprehend written text. In order to improve in a specific comprehension skill, your child will need to understand the dynamics involved and be able to apply the skill through practice.

Each lesson is designed to be covered over the course of a week as part of an overall language arts program. Review the lesson plan ahead of time to prepare any additional materials that you want to incorporate into the lesson. Think about your child's interests and favorite books and stories and incorporate these to further engage your child in the lesson.

The components of each lesson plan are designed to provide engaging interactive instruction. The lesson plan flows through the following sections:

- **Focus Skill** – listed at the top of the lesson plan, this is the main skill that will be taught
- **Teaching Tips** – valuable information on how to teach the lesson's skills and ways to identify your child's understanding of each skill taught
- **Skills Reviewed** – the comprehension, phonics, and writing skills that will be maintained within the lesson
- **Teach** – step-by-step lesson plan for teaching the focus skill through interactive activities
- **On Your Own Practice** – easy-to-use teaching tips to assign and assess practice opportunities
- **Meeting Individual Needs** – ways to personalize the instruction with meaningful activities to meet your child's individual needs

Each grade level of *MCP Comprehension Plus* has several tests that can be administered to measure your child's understanding of each skill, and also as a way to meet any tracking requirements that your local area or state may require. You can refer to the Pearson Homeschool website for links to each state Department of Education to review your local laws and requirements, and how to comply with them.

# Adapt the Curriculum to Fit your Situation

One of the great benefits of homeschooling is that everything you teach can be personalized to fit your child. *MCP Comprehension Plus* is easy to adapt to any literacy curriculum and can be easily tailored to fit your child's learning style and interests.

## **Pacing**

Pacing to fit your child's learning style and your schedule is easy with the *MCP Comprehension Plus* program. Since each lesson leads into self-guided instruction, this program easily adapts to your schedule. If your child needs more time with other subjects it is easy to shift this lesson to another time in the day and not venture too far from the schedule. The interactive nature of this program helps to break-up the pace of the other subjects. To further cement your child's understanding of the skills, repeat the Reading and Writing Connection exercise as needed.

## **Teaching is Everywhere**

Another part of the homeschool benefit is that teaching can occur all of the time. It is easy to apply the skills in this program to daily activities outside of the homeschool environment. Using the Reading and Writing Connection instructions as a starting point, have your child apply the interactive learning to your daily errands or to your child's extracurricular activities. Do not be afraid to add to the curriculum. Add your own resources to complement the material – your child's favorite stories and books. Plan a field trip and have your child describe the events and activities within the framework of the week's lessons. These activities will help reinforce the mastery of the lessons and relate the skills in a way that is meaningful.

## **Conflicting Materials**

Any homeschool parent will be faced with the dilemma of what to do when you come across material in the curriculum you don't like or that you disagree with. No curriculum will ever be able to satisfy all of the beliefs, opinions or values held by each family. However, there are several approaches you can take in these situations.

One approach is to skip over the material in question. Another suggestion would be to use this as an opportunity for a special teachable moment. Review the material with your child. Discuss your feelings about the material, idea or value presented. Take the opportunity to prepare your child for the diversity of thought/opinion in the world and the need to be discerning of principles and ideas that may challenge yours.

There is a definite balance between having the freedom that homeschooling brings and the responsibility you assume in educating your child. The good news is that most families find that balance and it works for them.

## Thank you

As you progress along the journey, you will have moments of frustration and moments that make it all worthwhile. Remember to keep it in perspective. Homeschool parents live for those moments when their children are most teachable. You will know when those moments happen as you can see the light go on, they really get it. Cherish those times and use them as the fuel to motivate you through the tough times.

Thank you for choosing Pearson as a partner in your homeschool journey. We know the importance that you place in taking the time to teach your child and we appreciate your trust in us to help you and your child achieve the best education possible.



## Additional Resources

*MCP Comprehension Plus* can be used in conjunction with other reading, spelling, and vocabulary programs such as:



- ***MCP “Plaid” Phonics*** – Workbook type program that presents skills in a systematic and direct manner. Follows a teach-practice-apply format.

You can find out more about these programs on our website at:

**[www.PearsonHomeschool.com](http://www.PearsonHomeschool.com)**.

For product related questions, please contact 1-800-848-9500  
or submit the Contact Us form available on our website.

ISBN-13: 978-0-328-72460-4  
ISBN-10: 0-328-72460-2



Copyright ©2011 Pearson Education, Inc. or its affiliate(s). All rights reserved.