

# A•B•C Touch & Flip Cards™

A•B•C Touch & Flip Cards engage Pre-K students with fun, hands-on activities. These delightful cards reinforce good letter formation habits, enable capital and lowercase letter recognition, and promote letter memory.

## A•B•C Touch & Flip Cards

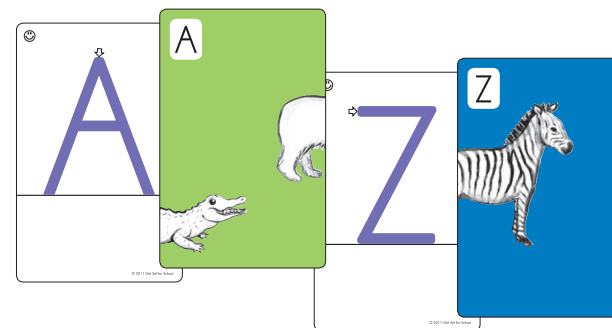
Take a look at the A•B•C Touch & Flip Cards. Imagine the hands-on learning opportunities for children.

- **27 Picture Cards**
  - Alphabetical animal puzzle on one side
  - Capitals to touch and trace on the other (arrows indicate starting point and direction)
  - Colors to sort alphabet into beginning, middle, and end sections
- **26 Letter Cards**
  - Capitals to match on one side
  - Lowercase letters to match on the other

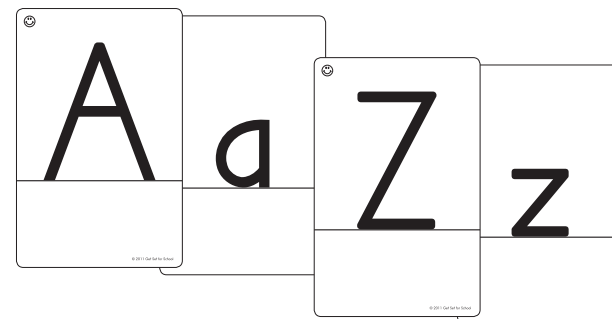
A smiley face ☺ in the top left corner helps children know that a card is right side up.

## Explore

In each activity, additional opportunities extend children's capital and lowercase letter knowledge and awareness.



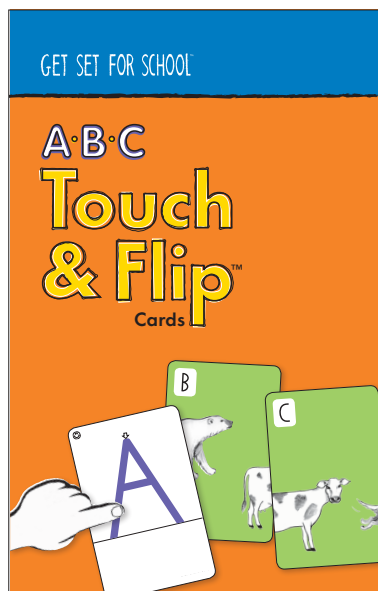
Picture Cards



Letter Cards

## Look What We're Learning

We're learning letters, animals, and much more! See the bottom of each activity for the specific skills addressed.



## Activity

Let's name and trace letters.

- Show the capital side of Picture Card D. **This is capital D. What letter is this?** (capital D)
- **Close your eyes. What letter did you see?** (capital D)
- **Open your eyes. What letter is this?** (capital D)
- Model tracing D. Say, **Show me your pointer finger. Touch the starting point. Does it feel a little scratchy? Stay on the scratchy part as you trace. Trace the big line. Touch the starting point. Trace the big curve.**
- Repeat, saying the letter parts together as one child traces on the card.

*(For the correct language to use when tracing letters, see the Print Capital Letters Formation Chart at [www.hwtears.com/educators/classroomextras](http://www.hwtears.com/educators/classroomextras).)*

## Explore

Have children trace tactile capitals. Have each child demonstrate tracing his/her letter, saying the formation words.

## Look What We're Learning

### Alphabet Knowledge

- Recognize and name capital letters

### Sensory Motor

- Use index finger to trace letters
- Use helping hand to stabilize objects and papers

# Capital and Lowercase Letters

Children match capital and lowercase letters.

## Get Started:

Picture Cards (tactile capital side)  
Letter Cards

