

- Support a “blending” approach to phonics instruction
  - Vowel-consonant color coding
  - Reinforce left-to-right word building by connecting one way
  - Provide a positive “muscle memory” when connecting
  - Easy to connect yet they stay connected
- Unifix® Letter Cubes also provide these specific benefits:

By providing a variety of sensory experiences, you are affording all children access to the widest possible opportunities to learn to their full potential.

Unifix® Letter Cubes, when used in combination with visual and auditory teaching methods, provide the opportunity to teach critical reading skills in a true multisensory manner. Since kids also love to work with Unifix® Letter Cubes, the motivation is built in.

Children learn in many ways. Some children are strong in visual learning, some are strong in verbal listening skills. Still other children learn best with hands-on materials as their primary style. We refer to these children as “tactile kinesthetic” learners.

## Why Teach Reading Skills with Unifix® Letter Cubes?

## Use with Unifix® Reading Early Phonics and Phonics Kits!

### Unifix® Reading Early Phonics Kits, Grade K

Build foundational reading skills with this multisensory phonemic awareness kit. Using Unifix CVC cubes, kit includes activity book and cards to provide targeted practice for alphabet and early phonics concepts.

Set includes 90 CVC cubes as well as *Unifix Reading: Early Phonics Activities* book and Early Phonics Word-Building Cards.

Ideal for small-group or station work. Includes enough materials for 2–3 students.

### Unifix® Reading Phonics Kits, Grades 1–2

Give early readers hands-on foundational skills practice with this set of Unifix CVC and Blends letter cubes along with a comprehensive activity book and card set.

Set includes 90 CVC Cubes and 180 Blends cubes as well as *Unifix Reading: Phonics Activities* book and Phonics Word-Building Cards.

Ideal for small-group or station work. Includes enough materials for 2–3 students.

## Also from didax.com

### Jumbo Alphabet Unifix® Cubes

30 cubes 211265

### Unifix® CVC Cubes

Starter Set, 90 cubes 2-810  
Small-Group Set, 180 cubes 2-816  
Large-Group Set, 450 cubes 211327

### Unifix® Blends Cubes

Starter Set, 90 cubes 2-828  
Classroom Set, 450 cubes 211328

### Unifix® Blends & CVC Cubes Combined Sets

Small-Group Set, 270 CVC Cubes/90 Blends Cubes 211389  
Large-Group Set, 450 CVC Cubes/180 Blends Cubes 211471  
Classroom Set, 1,080 CVC Cubes/360 Blends Cubes 211472

### Phonics

Unifix® Reading: Early Phonics Kit, Gr. K 211277  
Unifix® Reading: Early Phonics Activities, Gr. K 211411  
Unifix® Reading: Early Phonics Word-Building Cards, Gr. K 211412  
Unifix® Reading: Phonics Kit, Gr. 1-2 211278  
Unifix® Reading: Phonics Activities, Gr. 1-2 211413  
Unifix® Reading: Phonics Word-Building Cards, Gr. 1-2 211415



Rowley, MA 01969  
www.didax.com



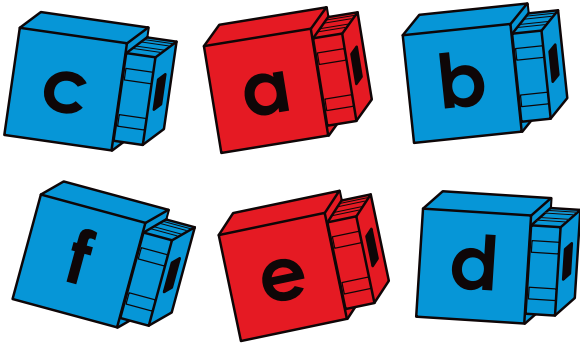
## Letter & Blends Cubes




# Consonant-Vowel-Consonant

**Vowels:** Red cubes **Consonants:** Blue cubes

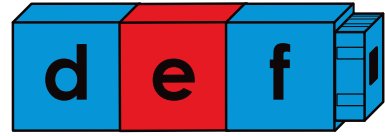

Sing the alphabet song and have the students touch the letter they are singing.



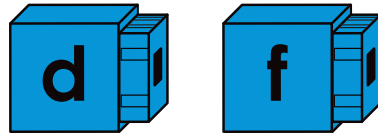

Have students spell their name, then sort the names in the class by alphabetical order, size, number of vowels, etc.



Have the students put the cubes in alphabetical order.



Remove letters and have students guess which are missing.

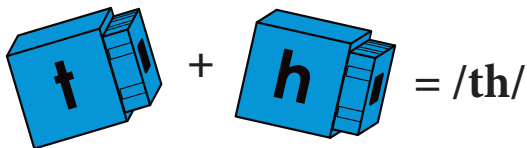


## Phonics

Recite a word and have students find the letters. Have students tell you the sound for each letter. Now have them blend the letters into a word.

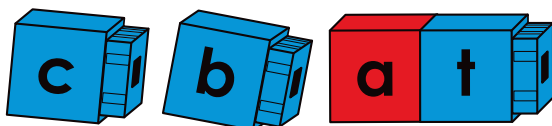


Use combinations of letters to create blends or digraphs. Explain how combining some letters makes new sounds.



## Word Families

Start with a simple two-letter combination. Show how changing one letter can make a new word.



## Blends

**Initial Blends:** Green cubes  
**Medial Vowels:** Orange cubes  
**Ending Blends:** Yellow cubes

Scatter the cubes and then say a sound. Have students touch the corresponding cube.



Say a word and have the students find any blend they hear.



Say a word and have the students build the word with cubes. Next, give students a cube and have them make a word containing that blend cube. Increase difficulty by giving them more than one blend cube per word. Combine CVC and Blends cubes to make complex words that begin, include, or end with a blend.

