


# Table of Contents

Introduction . . . . .	3
Letter Recognition 1 . . . . .	4
Letter Recognition 2 . . . . .	5
Beginning Sounds 1 . . . . .	6
Beginning Sounds 2 . . . . .	7
Middle Sounds 1 . . . . .	8
Middle Sounds 2 . . . . .	9
Ending Sounds 1 . . . . .	10
Ending Sounds 2 . . . . .	11
Rhyming Words 1 . . . . .	12
Rhyming Words 2 . . . . .	13
Beginning Blends 1 . . . . .	14
Beginning Blends 2 . . . . .	15
Ending Blends 1 . . . . .	16
Ending Blends 2 . . . . .	17
Beginning Digraphs . . . . .	18
Ending Digraphs . . . . .	19
Short Vowel Sounds 1 . . . . .	20
Short Vowel Sounds 2 . . . . .	21
Long Vowel Sounds 1 . . . . .	22
Long Vowel Sounds 2 . . . . .	23
Letter Substitution 1 . . . . .	24
Letter Substitution 2 . . . . .	25
Reading Words 1 . . . . .	26
Reading Words 2 . . . . .	27
Syllabication . . . . .	28
Sight Word Spelling . . . . .	29
Plural Nouns . . . . .	30
Compound Words . . . . .	31
Contractions . . . . .	32
Ending Punctuation 1 . . . . .	33
Ending Punctuation 2 . . . . .	34
Capitalization . . . . .	35
Parts of Speech . . . . .	36
Comparative and Superlative Adjectives . . . . .	37
Verb Tense . . . . .	38
Reading Comprehension 1 . . . . .	39
Reading Comprehension 2 . . . . .	40
Reading Comprehension 3 . . . . .	41
Reading Comprehension 4 . . . . .	42
Reading Comprehension 5 . . . . .	43
Reading Comprehension 6 . . . . .	44
Reading Comprehension 7 . . . . .	45
Answer Sheet . . . . .	46
Answer Key . . . . .	47

# Beginning Sounds 2


**Directions:** Look at the picture. Fill in the circle next to the letter that makes the **beginning** sound of the word.

1.




- (A) i
- (B) b
- (C) f

5.




- (A) k
- (B) e
- (C) m

2.




- (A) l
- (B) g
- (C) f

6.



- (A) z
- (B) p
- (C) b

3.



- (A) h
- (B) s
- (C) r

7.



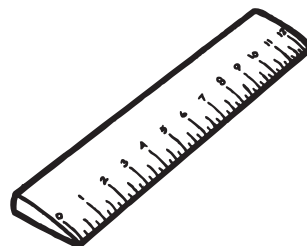
- (A) n
- (B) t
- (C) l

4.



- (A) s
- (B) z
- (C) l

8.




- (A) r
- (B) l
- (C) n

# Ending Blends 1


**Directions:** Look at the picture. Fill in the circle next to the letter blend that makes the **ending** sound of the word.

1.



- Ⓐ rd
- Ⓑ rt
- Ⓒ rk

5.



- Ⓐ st
- Ⓑ sd
- Ⓒ sk

2.



- Ⓐ rk
- Ⓑ rd
- Ⓒ rm

6.




- Ⓐ nd
- Ⓑ np
- Ⓒ nb

3.




- Ⓐ ld
- Ⓑ lp
- Ⓒ lt

7.



- Ⓐ nd
- Ⓑ nt
- Ⓒ np

4.



- Ⓐ lt
- Ⓑ lk
- Ⓒ ld

8.



- Ⓐ mp
- Ⓑ mb
- Ⓒ mf

# Verb Tense

**Directions:** Read the sentence. A verb is missing. Fill in the circle next to the correct form of the verb that will complete the sentence.

1. I am \_\_\_\_\_ with my toys.

- Ⓐ playing
- Ⓑ played
- Ⓒ play

5. The man \_\_\_\_\_ at the table.

- Ⓐ sit
- Ⓑ sat
- Ⓒ sitting

2. My father \_\_\_\_\_ at the red light.

- Ⓐ stop
- Ⓑ stopping
- Ⓒ stopped

6. We were \_\_\_\_\_ around the track.

- Ⓐ ran
- Ⓑ run
- Ⓒ running

3. My baby sister \_\_\_\_\_ all day.

- Ⓐ sleeps
- Ⓑ sleep
- Ⓒ sleeping

7. The family \_\_\_\_\_ dinner at 6:00.

- Ⓐ eats
- Ⓑ eating
- Ⓒ eat

4. She \_\_\_\_\_ her mom goodnight.

- Ⓐ kiss
- Ⓑ kissed
- Ⓒ kissing

8. Look how high I can \_\_\_\_\_!

- Ⓐ jumps
- Ⓑ jumped
- Ⓒ jump