

Zaner-Bloser



SPELLING CONNECTIONS

A Word Study Approach

Zaner-Bloser
SAMPLE

Author: J. Richard Gentry, PhD

© 2022 Zaner-Bloser, Inc. All rights reserved.

ISBN 978-1-4531-3695-9

No part of this publication may be reproduced or transmitted in any form or by any means, electronic or mechanical, including photocopying, recording, or by any information storage and retrieval system, without the prior written permission of the Publisher. The Publisher has made every effort to trace ownership of all copyrighted material and to secure necessary permissions. If questions about the use of any material arise, the Publisher will make any necessary corrections.

This book is printed on paper certified by third-party standards for sustainably managed forestry.

Zaner-Bloser, Inc.

800.421.3018

zaner-bloser.com

Printed in the United States of America

1 2 3 4 5 6 7 8 9 10 240030 26 25 24 23 22 21

ZB Code 22

Table of **CONTENTS**



Using the Digital Tutor 1

UNIT 1

Short a, Short i 2

UNIT 2

Short o, Short e 8

UNIT 3

Short u 14

UNIT 4

Diphthongs: ou, oi 20

UNIT 5

Vowel Digraphs: ew, oo 26

UNIT 6

Review 32

UNIT 7

Vowel-Consonant-e 36

UNIT 8

Long a: ai, ay 42

UNIT 9

Long e: ee, ea 48

UNIT 10

Long i: i, igh 54

UNIT 11

Long o: ow, oa, o 60

UNIT 12

Review 66

UNIT 13

Digraphs, Blends 70

UNIT 14

Complex Consonants:
Soft g, Soft c 76

UNIT 15

The Schwa Sound 82

UNIT 16

Final Stable Syllable: -le 88

UNIT 17

/ô/: aw, o 94

UNIT 18

Review 100

UNIT 19

r-Controlled Vowel /ôr/:
or, ore, ar, oar 104



UNIT 20

r-Controlled Vowel /ûr/:

ur, ear, ir 110

UNIT 21

r-Controlled Vowel /âr/:

air, ear, are, ere, eir 116

UNIT 22

Homophones 122

UNIT 23

Compound Words 128

UNIT 24

Review 134

UNIT 25

Syllable Division Patterns 138

UNIT 26

Double Consonants + y 144

UNIT 27

Drop Final e, Add -ing 150

UNIT 28

Consonant Doubling:

Add -ed, -ing 156

UNIT 29

Contractions and

Abbreviations 162

UNIT 30

Review 168



UNIT 31

Inflectional Endings: -s, -es 172

UNIT 32

Plurals: Change y to i 178

UNIT 33

Suffixes: -er, -est 184

UNIT 34

Suffix: -ly 190

UNIT 35

Prefixes: un-, re-, pre- 196

UNIT 36

Review 202

Handwriting

Models Manuscript 206

Handwriting

Models Cursive 207

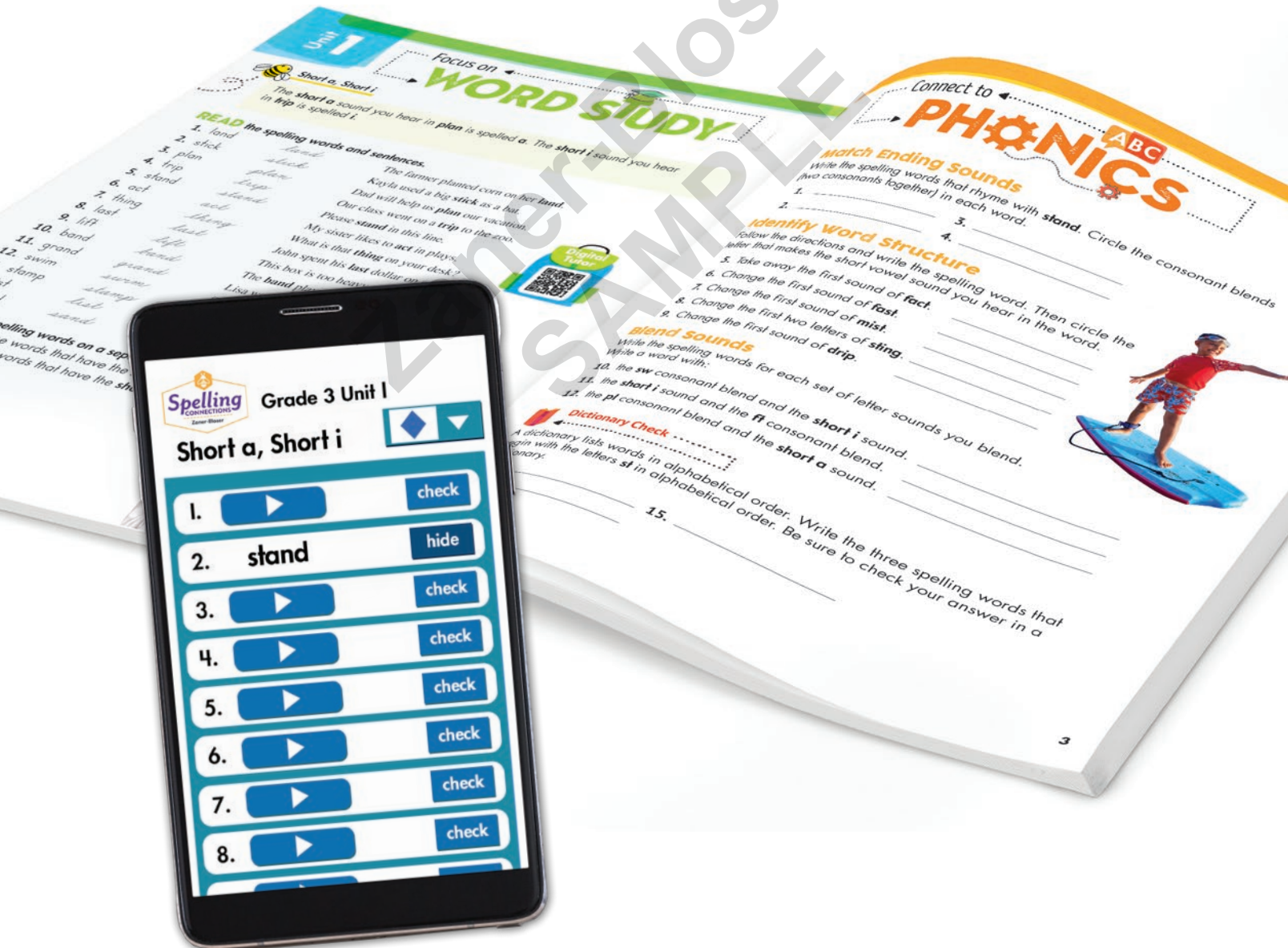
Using a Dictionary 208

Using a Thesaurus 209

Using the DIGITAL TUTOR

You can scan the QR codes in this book for more practice with your spelling words. Here's what to do:

1. Use a mobile device to scan the QR code.
2. Choose your level—circle, diamond, or square.
3. Tap *play* to hear your spelling words read aloud and used in a sentence.
4. Practice spelling the words correctly on paper.
5. Tap *check* to see if you spelled each word right.





WORD STUDY



Compound Words

A **compound word** is made up of two smaller words. **Rainbow** and **sunshine** are compound words.

READ the spelling words and sentences.

- | | | |
|----------------|--------------------|---------------------------------------|
| 1. herself | <i>herself</i> | Li made a cake by herself . |
| 2. nobody | <i>nobody</i> | There's nobody home now. |
| 3. airplane | <i>airplane</i> | The airplane flies overhead. |
| 4. grandfather | <i>grandfather</i> | Our grandfather visited us. |
| 5. someone | <i>someone</i> | Did you see someone run by? |
| 6. rainbow | <i>rainbow</i> | We saw a colorful rainbow . |
| 7. anything | <i>anything</i> | Is there anything in the box? |
| 8. grandmother | <i>grandmother</i> | My grandmother lives here. |
| 9. everything | <i>everything</i> | I put everything away. |
| 10. afternoon | <i>afternoon</i> | I eat lunch in the afternoon . |
| 11. sunshine | <i>sunshine</i> | The sunshine feels warm. |
| 12. himself | <i>himself</i> | He drew that by himself . |
| 13. anybody | <i>anybody</i> | Has anybody seen my cat? |
| 14. something | <i>something</i> | Tell me something about him. |
| 15. without | <i>without</i> | Don't go out without a hat. |



SORT the spelling words on a separate piece of paper.

Write a compound word that is built from each word below.

- | | | | |
|--------|-----------|-----------|-----------|
| 1. her | 5. any | 9. body | 13. one |
| 2. bow | 6. him | 10. with | 14. noon |
| 3. sun | 7. plane | 11. grand | 15. thing |
| 4. no | 8. mother | 12. every | |

Connect to **ABC** PHONICS

Match Beginning and Ending Sounds

Write spelling words that match the clues. Write each word only once.
Circle the smaller words in each compound.

The first syllable rhymes with **come**.

1. _____ 2. _____

The first word rhymes with **many**.

3. _____ 4. _____
5. The last syllable rhymes with **shout**. _____
6. The first syllable rhymes with **fair**. _____
7. The last syllable rhymes with **soon**. _____

Segment Words

Write the spelling words that begin with:

8. a short vowel followed by /v/. _____
9. the blend /gr/. _____ 10. _____
11. the /h/ sound. _____ 12. _____
13. the /n/ sound. _____



Dictionary Check

Write the spelling words that you would find between each pair of guide words in a dictionary. Be sure to check your answer in a dictionary.

14. rabbit • resource _____
15. strong • switches _____

READING



Compound Words

herself	afternoon	someone	something	everything
grandfather	anybody	grandmother	airplane	himself
anything	nobody	sunshine	rainbow	without

Solve the Analogies

Write a spelling word to complete each analogy.

1. **All** is to **everybody** as **none** is to _____.
2. **Every** is to **everyone** as **some** is to _____.
3. **Everyone** is to **everybody** as **anyone** is to _____.
4. **Present** is to **absent** as **with** is to _____.
5. **Whole** is to **part** as **everything** is to _____.

Use Context Clues

Part of a spelling word is missing from one word in each sentence. Identify the missing part and write the spelling word.

6. I would give any _____ to visit England. _____
7. The _____ plane was an hour late. _____
8. My _____ father will be sixty-five years old tomorrow. _____
9. Judy's grand _____ was the first female doctor in our town. _____
10. Pam decided to make the dress by _____ self. _____
11. Jack looks at _____ self in the mirror. _____
12. The sun _____ always follows the rain. _____
13. Can you work this _____ noon? _____
14. A rain _____ hung in the clouds for several minutes. _____
15. Some people lost _____ thing in the fire. _____

Connect to



WRITING

Correspondence: Proofread a Letter





Circle seven words that are not spelled correctly in the letter below. Then rewrite the letter on the lines using correct spelling. Make the corrections shown by the proofreading marks, too.

Dear Luella[^]

¶ If anebod^y had told me evrything I would do at the fair, i^u would not have believed it. First my granfather and I took an airplain ride. I have never done anythingn so fun before! In the afternon, we saw prize-winning pies and animals and played games. Grandpa enjoyed hissself, too!

Jess

Proofreading Marks

-  Make uppercase
-  Make lowercase
-  Add
-  Delete
-  Add a period
-  Indent

WORD STUDY



Compound Words

baseball
downtown
notebook
shoelace
herself
nobody

grandfather
someone
anything
everything
afternoon
without

airplane
rainbow
grandmother
sunshine
himself
anybody

something
basketball
everyday
newspaper
seat belt
anyone

bathroom
everywhere
paintbrush
washcloth

Base Words

Write the words from the list that have one of the same word parts as the given word.

somebody

1. _____ 3. _____
2. _____ 4. _____

myself

5. _____ 6. _____

everyday

7. _____ 8. _____

grandson

9. _____ 10. _____

Word Categories

Write words that fit in each word family.

11. clouds, rain, sun, _____
12. helicopter, jet, _____
13. magazine, television, _____
14. baseball, volleyball, _____
15. sunbeams, sunlight, _____

Apply to

CONTENT

Areas

Informational Text: Technology

Read the text. It has lots of **compound words**. Then answer the questions below the text.

While working on your family tree one afternoon, you start to e-mail some questions to your grandmother. You think Uncle Pete might be able to help you, too. However, where should you put his e-mail address? You could add it in the “To” list, or you could add it in the “cc” list. Did you ever wonder what those letters really mean?

The letters cc stand for “carbon copy.” Years ago, people used typewriters. Carbon paper made the copies. It had ink on one side. Anybody could put a sheet of carbon paper between blank pieces of paper. They put the stack into the typewriter. Then they started typing. Each keystroke made a key hit the stack of paper. Ink from the carbon paper pressed onto the paper beneath. Stroke by stroke, a copy was made. If someone placed the carbon paper backward in the typewriter, no copy would be made.



1. Into what device did people put carbon paper?

2. Why did people have to be careful when using carbon paper? Circle any **compound** words in your answer.

Zaner-Bloser



SPELLING CONNECTIONS

A Word Study Approach

Zaner-Bloser
SAMPLE

ZB Zaner-Bloser

A Highlights Company

800.421.3018 | zaner-bloser.com

3

ISBN 978-1-4531-3695-9

90000



9 781453 136959