



CALVERT™
PUBLICATIONS

Kindergarten | Student Book 1

MATH

MATH KINDERGARTEN

GETTING READY FOR MATH

Student Book 1

Contents

| | |
|---------------------|-----|
| Lessons 1-10 | 1 |
| Lessons 11-20 | 22 |
| Lessons 21-30 | 46 |
| Lessons 31-40 | 69 |
| Lessons 41-50 | 94 |
| Lessons 51-60 | 116 |
| Lessons 61-70 | 138 |
| Lessons 71-80 | 160 |



Author:

Carol Butler, B.A.

Editor:

Alan Christopherson, M.S.

Media Credits:

Page 4, 42, 59, 160: © jessie974, iStock, Thinkstock; **13:** © klim2011, iStock, Thinkstock;
18: © moremarinka, iStock, Thinkstock; **57:** © inides, iStock, Thinkstock; © nataka, iStock, Thinkstock.




**804 N. 2nd Ave. E.
Rock Rapids, IA 51246-1759**

© 2019 Glynlyon, Inc. All rights reserved.




What is your name?

My name is:




Color the big circles red and color the small circles blue.



BIG

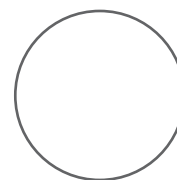




Big



Little







Circle the big one.



Now you
try!









Put a circle around the big one.



Now you
try!




Put a circle around the big one.



LITTLE





Little






Big

Circle the little one.





Take a look!






Put a circle around the little one.



Put a circle around the big one.













Put a circle around the little one.







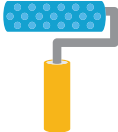

Now you try!



Make a mark for each one.

| | | |
|--|--|--|
|  <input type="checkbox"/> |  <input type="checkbox"/> |  <input type="checkbox"/> |
|   <input type="checkbox"/> |  <input type="checkbox"/> |  <input type="checkbox"/> |
|  <input type="checkbox"/> |  <input type="checkbox"/> |  <input type="checkbox"/> |

Draw a line to match one-to-one.

| | | |
|--|--|--|
|   |   |   |
|--|--|--|





Put a circle around the little one.

| | | |
|---|--|--|
|  |   |   |
|---|--|--|

Look!



Write numbers to 5.

| | | |
|---|-------------------------|-------------|
|  | Mark | 1 Number |
|  | Mark | 2 Number |
|  | Mark | 3 Number |
|  | Mark | 4 Number |
|  | Mark | 5 Number |



Write over the lines.

1

2

3

4

5

1

2

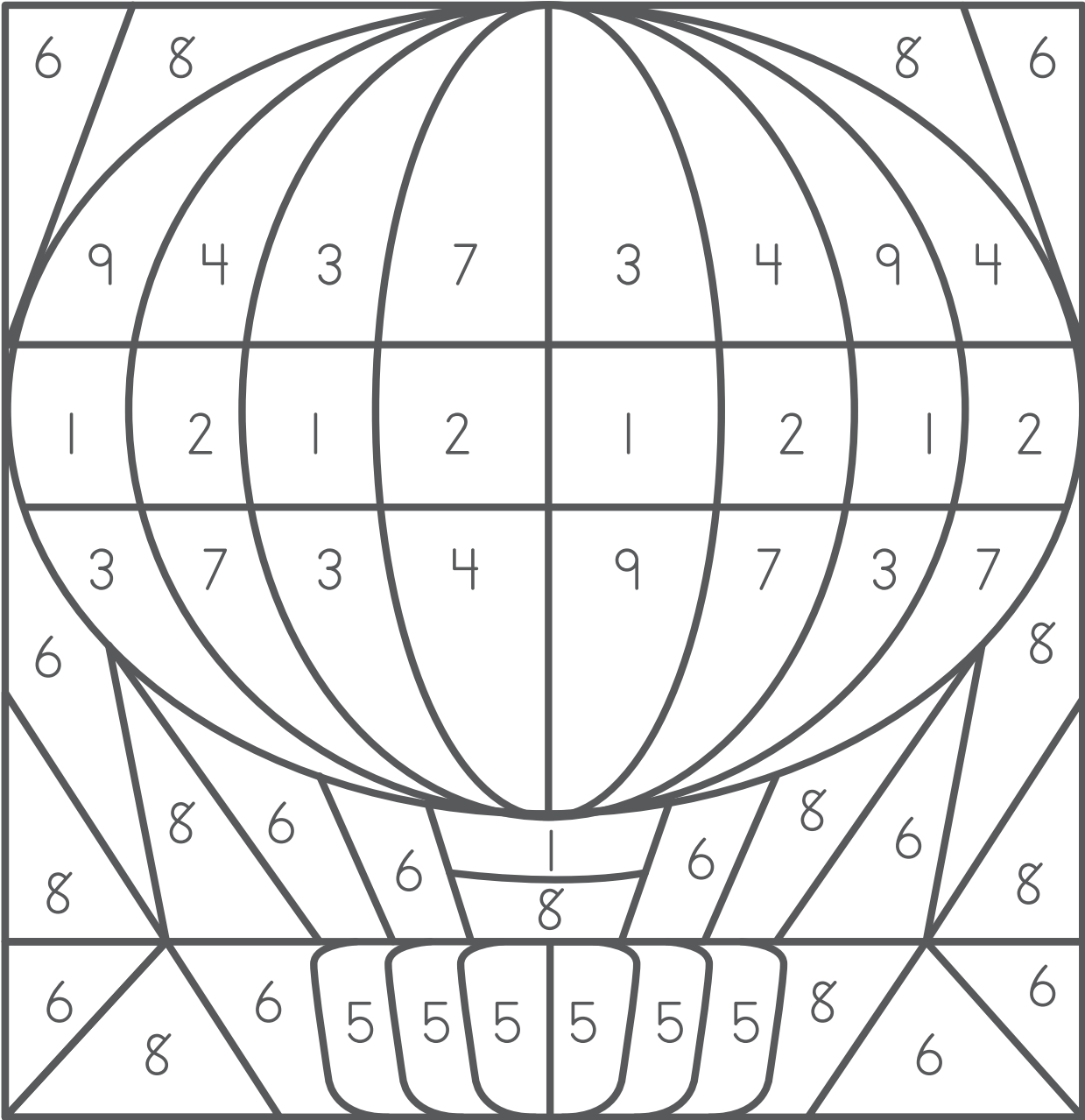
3

4

5



Color.



Brown

5

Yellow

4, 7

Blue

6, 8

Red

3, 9

Green

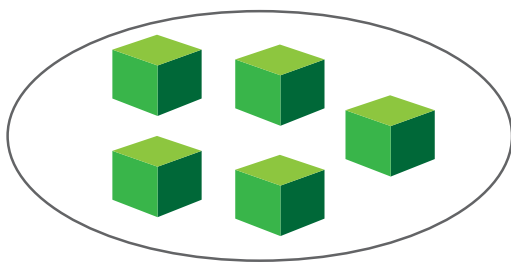
2


Purple

1

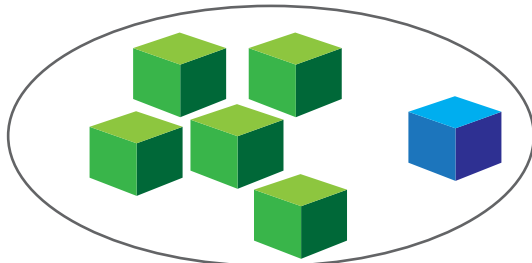
ADD TO 9

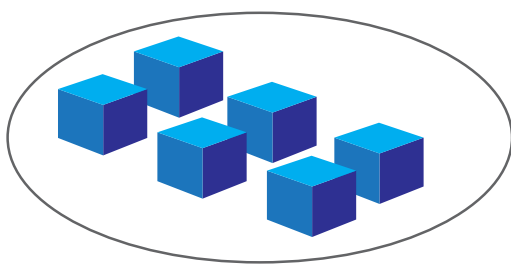
Add 1  to the set.





add

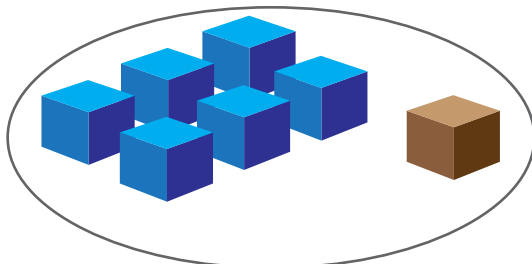
$$\begin{array}{r} 5 \\ + 1 \\ \hline 6 \end{array}$$

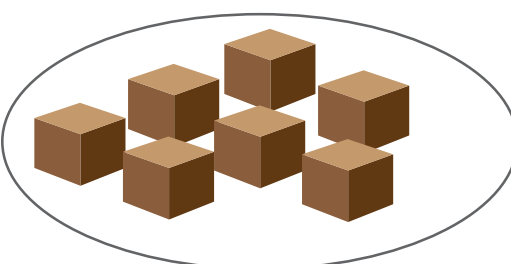






add

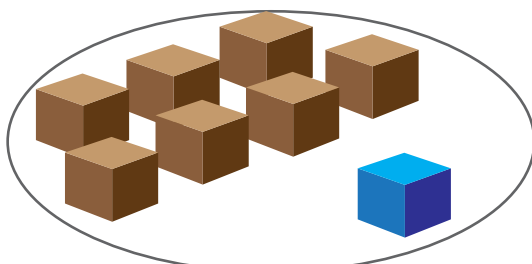
$$\begin{array}{r} 6 \\ + 1 \\ \hline 7 \end{array}$$








add

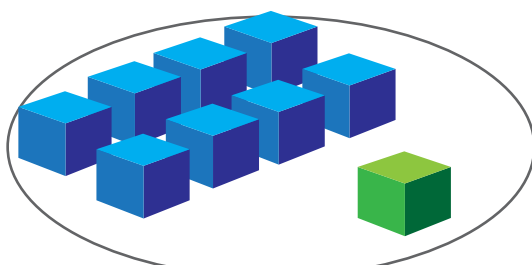
$$\begin{array}{r} 7 \\ + 1 \\ \hline 8 \end{array}$$






add

$$\begin{array}{r} 8 \\ + 1 \\ \hline 9 \end{array}$$



Now you
try!



Write the number in the .

$$\begin{array}{r} 5 \\ +1 \\ \hline \square \end{array}$$

$$\begin{array}{r} 6 \\ +1 \\ \hline \square \end{array}$$

$$\begin{array}{r} 7 \\ +1 \\ \hline \square \end{array}$$

$$\begin{array}{r} 8 \\ +1 \\ \hline \square \end{array}$$

$$\begin{array}{r} 6 \\ +1 \\ \hline \square \end{array}$$

$$\begin{array}{r} 8 \\ +1 \\ \hline \square \end{array}$$

$$\begin{array}{r} 7 \\ +1 \\ \hline \square \end{array}$$

$$\begin{array}{r} 5 \\ +1 \\ \hline \square \end{array}$$

$$\begin{array}{r} 8 \\ +1 \\ \hline \square \end{array}$$

$$\begin{array}{r} 7 \\ +1 \\ \hline \square \end{array}$$

$$\begin{array}{r} 6 \\ +1 \\ \hline \square \end{array}$$

$$\begin{array}{r} 5 \\ +1 \\ \hline \square \end{array}$$

$$\begin{array}{r} 4 \\ +1 \\ \hline \square \end{array}$$

$$\begin{array}{r} 3 \\ +1 \\ \hline \square \end{array}$$

$$\begin{array}{r} 1 \\ +1 \\ \hline \square \end{array}$$

$$\begin{array}{r} 2 \\ +1 \\ \hline \square \end{array}$$

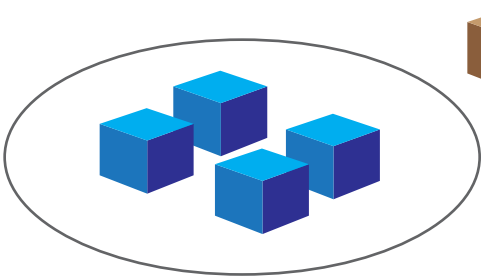
$$\begin{array}{r} 5 \\ +1 \\ \hline \square \end{array}$$

$$\begin{array}{r} 8 \\ +1 \\ \hline \square \end{array}$$

ADD TO 9


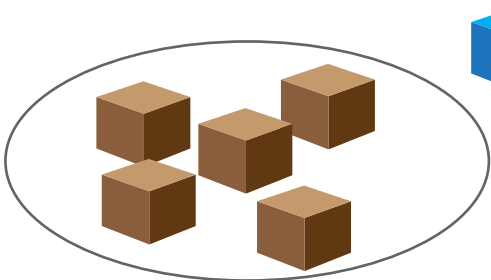
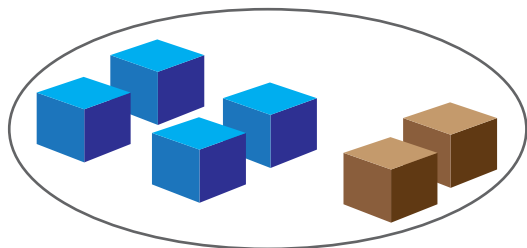


Add 2  s to the set.



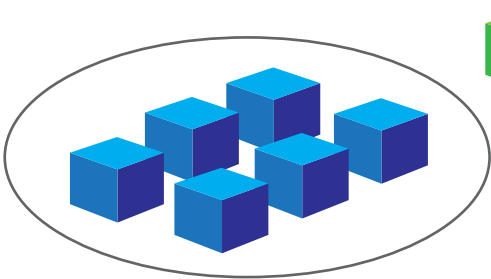
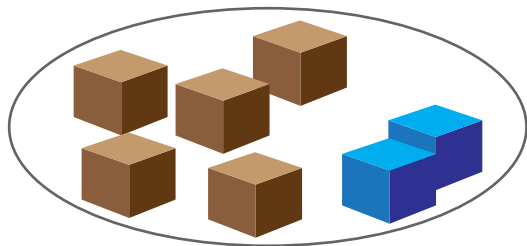
add

$$\begin{array}{r} 4 \\ + 2 \\ \hline 6 \end{array}$$



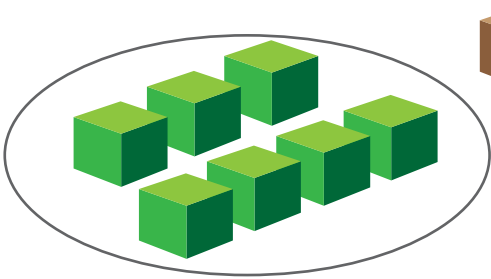
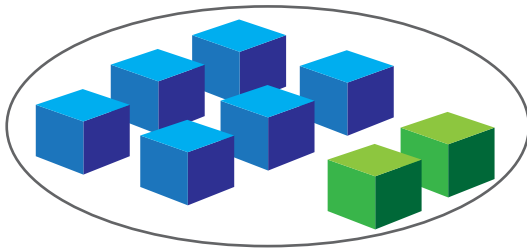
add

$$\begin{array}{r} 5 \\ + 2 \\ \hline 7 \end{array}$$



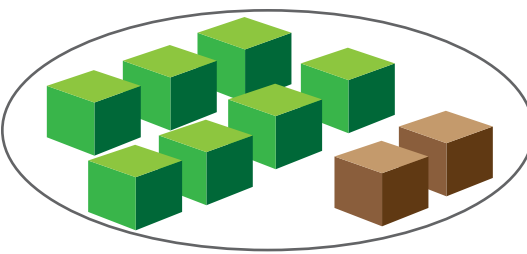
add

$$\begin{array}{r} 6 \\ + 2 \\ \hline 8 \end{array}$$



add

$$\begin{array}{r} 7 \\ + 2 \\ \hline 9 \end{array}$$



Write the number in the .

$$\begin{array}{r} 5 \\ +2 \\ \hline \square \end{array}$$

$$\begin{array}{r} 3 \\ +3 \\ \hline \square \end{array}$$

$$\begin{array}{r} 4 \\ +1 \\ \hline \square \end{array}$$

$$\begin{array}{r} 2 \\ +2 \\ \hline \square \end{array}$$

$$\begin{array}{r} 5 \\ +2 \\ \hline \square \end{array}$$

$$\begin{array}{r} 4 \\ +5 \\ \hline \square \end{array}$$

$$\begin{array}{r} 2 \\ +1 \\ \hline \square \end{array}$$

$$\begin{array}{r} 8 \\ +1 \\ \hline \square \end{array}$$

$$\begin{array}{r} 6 \\ +2 \\ \hline \square \end{array}$$

$$\begin{array}{r} 1 \\ +1 \\ \hline \square \end{array}$$

$$\begin{array}{r} 1 \\ +8 \\ \hline \square \end{array}$$

$$\begin{array}{r} 4 \\ +3 \\ \hline \square \end{array}$$

$$\begin{array}{r} 2 \\ +3 \\ \hline \square \end{array}$$

$$\begin{array}{r} 3 \\ +5 \\ \hline \square \end{array}$$

$$\begin{array}{r} 3 \\ +4 \\ \hline \square \end{array}$$

$$\begin{array}{r} 1 \\ +2 \\ \hline \square \end{array}$$

$$\begin{array}{r} 7 \\ +1 \\ \hline \square \end{array}$$

$$\begin{array}{r} 1 \\ +5 \\ \hline \square \end{array}$$

$$\begin{array}{r} 6 \\ +3 \\ \hline \square \end{array}$$

$$\begin{array}{r} 1 \\ +3 \\ \hline \square \end{array}$$


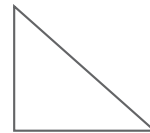

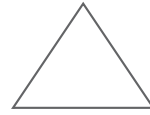
$$\begin{array}{r} 2 \\ +4 \\ \hline \square \end{array}$$

$$\begin{array}{r} 4 \\ +4 \\ \hline \square \end{array}$$

$$\begin{array}{r} 3 \\ +1 \\ \hline \square \end{array}$$

$$\begin{array}{r} 2 \\ +7 \\ \hline \square \end{array}$$

Match and color.



Sam
says...



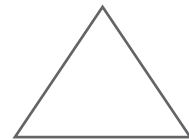
| | | | | | | | | | |
|------|-----|-----|-------|------|------|-----|-------|-------|------|
| 0 | 1 | 2 | 3 | 4 | 5 | 6 | 7 | 8 | 9 |
| zero | one | two | three | four | five | six | seven | eight | nine |



___ 3 ___



___ four ___



___ 8 ___



zero ___

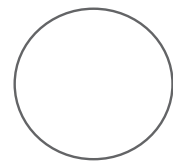



___ 7 ___



nine

___ 5 ___





circle



triangle



square



rectangle

Write the number word.

three + four =

five + four =

two + zero =

five + three =

four + two =

three + six =

four + four =

two + six =

three + two =

one + eight =

seven + two =

JANE AND TOM VISIT THE ZOO



Write the number. 1 2 3 4 5 6 7 8 9 10

Jane and Tom see _____ birds in the zoo cage.

Jane and Tom see _____ birds on the roof.

Jane and Tom see _____ monkeys at the zoo.

Jane and Tom see _____ bears at the zoo.

Jane and Tom see _____ lions at the zoo.

Jane and Tom see _____ giraffe at the zoo.

Jane and Tom see _____ chickens at the zoo.

Jane and Tom see _____ ducks at the zoo.

How many people are at the zoo? _____

How many are in the family at the zoo? _____

Write the answers in number order.

Write!

Write the number in the .

$$\begin{array}{r} 2 \\ +6 \\ \hline \square \end{array}$$

$$\begin{array}{r} 7 \\ +2 \\ \hline \square \end{array}$$

$$\begin{array}{r} 1 \\ +6 \\ \hline \square \end{array}$$

$$\begin{array}{r} 5 \\ +1 \\ \hline \square \end{array}$$

$$\begin{array}{r} 1 \\ +4 \\ \hline \square \end{array}$$

$$\begin{array}{r} 6 \\ +1 \\ \hline \square \end{array}$$

$$\begin{array}{r} 5 \\ +3 \\ \hline \square \end{array}$$

$$\begin{array}{r} 4 \\ +2 \\ \hline \square \end{array}$$

$$\begin{array}{r} 6 \\ +3 \\ \hline \square \end{array}$$

$$\begin{array}{r} 5 \\ +4 \\ \hline \square \end{array}$$

$$\begin{array}{r} 5 \\ +2 \\ \hline \square \end{array}$$

$$\begin{array}{r} 3 \\ +3 \\ \hline \square \end{array}$$

$$\begin{array}{r} 4 \\ +1 \\ \hline \square \end{array}$$

$$\begin{array}{r} 2 \\ +2 \\ \hline \square \end{array}$$

$$\begin{array}{r} 5 \\ +2 \\ \hline \square \end{array}$$

$$\begin{array}{r} 2 \\ +3 \\ \hline \square \end{array}$$

$$\begin{array}{r} 3 \\ +5 \\ \hline \square \end{array}$$

$$\begin{array}{r} 3 \\ +4 \\ \hline \square \end{array}$$

$$\begin{array}{r} 1 \\ +2 \\ \hline \square \end{array}$$

$$\begin{array}{r} 7 \\ +1 \\ \hline \square \end{array}$$

$$\begin{array}{r} 2 \\ +1 \\ \hline \square \end{array}$$

$$\begin{array}{r} 8 \\ +1 \\ \hline \square \end{array}$$

$$\begin{array}{r} 6 \\ +2 \\ \hline \square \end{array}$$

$$\begin{array}{r} 1 \\ +1 \\ \hline \square \end{array}$$

$$\begin{array}{r} 1 \\ +8 \\ \hline \square \end{array}$$



CALVERT
PUBLICATIONS

804 N. 2nd Ave. E.
Rock Rapids, IA 51246-1759

877-878-8045
www.calverteducation.com

CMK001 – Jun '19 Printing

ISBN 978-0-7403-3871-7



9 780740 338717