



INTERACTIVE GRAMMAR NOTEBOOK

GRADES
4-8



- Includes complete assembly instructions and photos
- No research or extra work involved—just copy and go!
- Works with your existing curriculum
- Truly interactive, dynamic templates

Singular

most nouns

girl car street kitten Laura

two nouns share

Mindy and Tom's car

Possessive Nouns

most nouns

boys trucks hats animals boxes

plurals don't end in -s

women children geese aircraft

add 's after

not share

Plural

Table of Contents

FAQ/Getting Started Guide 3

Review

Lesson 0.5: Parts of Speech Overview 6

Unit 1 - Hard & Fast Rules for Grammar

Teacher's Instructions 9

Lesson 1-1: Capitalization 10

Lesson 1-2: Using Commas 12

Lesson 1-3: Using Apostrophes 14

Lesson 1-4: Using Quotation Marks 16

Lesson 1-5: Using Numbers 18

Lesson 1-6: Using Plurals 20

Lesson 1-7: Using Commonly
Confused Words 22

Unit 2 - Sentences

Lesson 2-1: Four Types of Sentences 24

Lesson 2-2: Subject & Predicate 27

Lesson 2-3: Compound Subjects
& Compound Predicates 34

Lesson 2-4: Simple & Compound
Sentences 37

Lesson 2-5: Independent &
Dependent Clauses 39

Lesson 2-6: Sentences, Fragments,
& Run-Ons 43

Unit 3 - Nouns

Lesson 3-1: Common & Proper Nouns . . . 45

Lesson 3-2: Concrete & Abstract Nouns . . 47

Lesson 3-3: Plural Nouns 49

Lesson 3-4: Possessive Nouns 52

Unit 4 - Verbs

Lesson 4-1: Action, Linking,
& Helping Verbs 54

Lesson 4-2: Predicate Nominatives
& Predicate Adjectives 57

Lesson 4-3: The Perfect Tense Fence 59

Lesson 4-4: Infinitives & Participles 62

Lesson 4-5: Direct & Indirect Objects . . . 67

Unit 5 - Prepositions

Lesson 5-1: Prepositions 69

Lesson 5-2: Prepositional Phrases 72

Lesson 5-3: Adverb Phrases & Adjective
Phrases 74

Unit 6 - Pronouns

Lesson 6-1: Pronouns 76

Unit 7 - Adjectives

Lesson 7-1: Kinds of Adjectives 80

Lesson 7-2: Degrees of Comparison 82

Unit 8 - Adverbs

Lesson 8-1: Adverbs 84

Lesson 8-2: More Adverb Phrases 87

Lesson 8-3: Double Negatives 89

Unit 9 - Conjunctions & Interjections

Lesson 9-1: Coordinating Conjunctions . . 91

Lesson 9-2: Correlative Conjunctions . . . 93

Lesson 9-3: Interjections 95

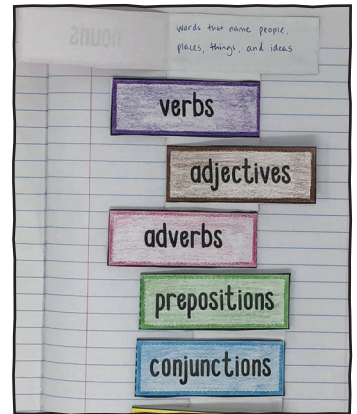

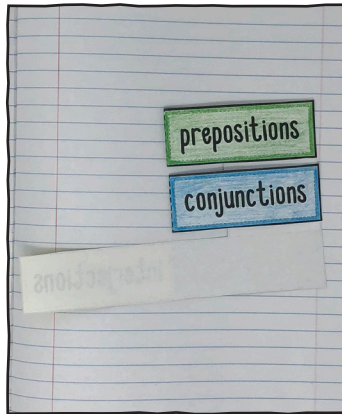

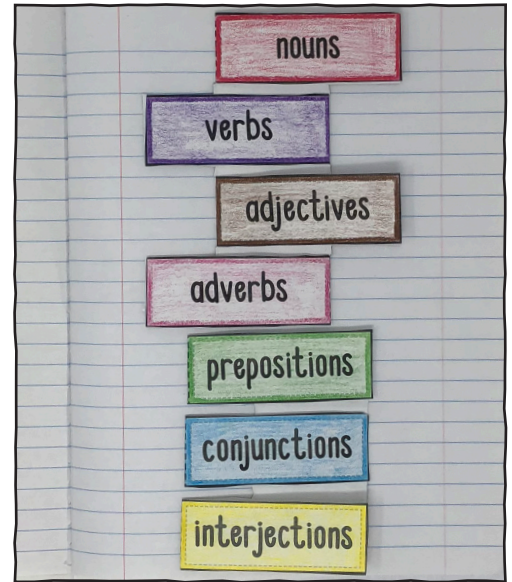
INTERACTIVE GRAMMAR NOTEBOOK

Lesson 0.5: Parts of Speech Overview

Purpose: Identify and define the seven main parts of speech and give examples of each.

Procedures

1. Start by coloring (I'm a color coder!) and cutting out the pieces as shown. It's important to cut out the little notches between each tab so that it functions right when it's put together.
2. Fold each tab over so that only the colored part shows. It should look like the photo.
3. Put glue dots on the back sections only (the gray *glue* sections).
4. Glue in both pieces, placing them close as if they were all one piece.
5. Notice that nouns and adjectives are on the right, and verbs and adverbs are on the left. This is to emphasize their connection, as one modifies the other.
6. Under each tab, write the definition for each part of speech. I use the most basic definitions—see the Notes for Template section. You may also choose to write examples on the back side of each tab.



Notes for Template

nouns – words that name people, places, things, and ideas (ex. man, museum, leash, love)

verbs – words that express an action or state of being (ex. jump, hide, seem, is, are)

adjectives – describing words; words that modify nouns or pronouns (ex. pretty, brown, lazy, awesome)

adverbs – words that modify verbs, adjectives, or other adverbs (ex. softly, always, very, too)

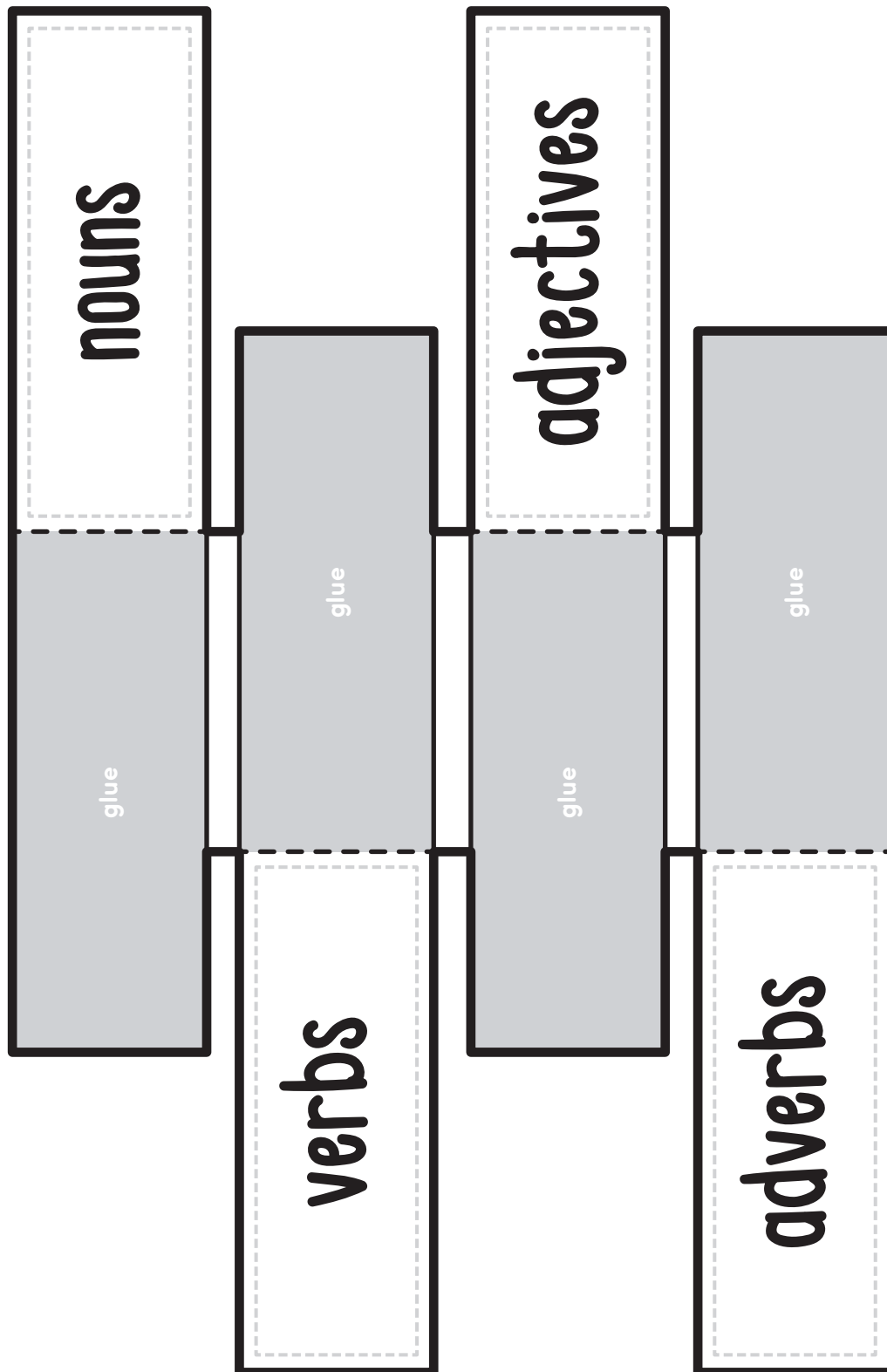
prepositions – words that show a relationship between a noun or pronoun and another word in the sentence (ex. about, at, before, in, under)

conjunctions – words that join other words or groups of words (ex. and, but, or, so, yet)

interjections – words used to express emotion (ex. Wow! Ouch! Hooray!)

INTERACTIVE GRAMMAR NOTEBOOK

Lesson 0.5: Parts of Speech Overview



INTERACTIVE GRAMMAR NOTEBOOK

Lesson 0.5: Parts of Speech Overview

prepositions

glue

conjunctions

glue

interjections

glue