



CALVERT™
PUBLICATIONS

2nd grade | Unit 10

SCIENCE

LOOKING AT OUR WORLD

SCIENCE 210

Introduction |4

1. All About Living Things 8

Living Things Grow |10

Living Things Change |13

Living Things Need Care |17

Living Things Help Us |20

Self Test 1 |23

2. Nonliving Things 26

How to Describe Objects |28

How Objects Change |35

How to Care for Objects |37

How Objects Help Us |40

How We Sense Objects |42

Self Test 2 |47

3. All Things Together 50

Describing Our Environment |52

Changes in Our Environment |56

Caring for Our Environment |59

Caring for Ourselves |63

Self Test 3 |66

Test |Pullout

Author:

Barry Burrus, M.Div., M.A., B.S.

Revision Editor:

Alan Christopherson, M.S.

Media Credits:

Page 4: © stock_shoppe, iStock, Thinkstock.



**804 N. 2nd Ave. E.
Rock Rapids, IA 51246-1759**

© 2019 Glynlyon, Inc. All rights reserved.

Learn with our friends!

When you see me, I will help your teacher explain the exciting things you are expected to do.



When you do actions with me, you will learn how to write, draw, match words, read, and much more.



You and I will learn about matching words, listening, drawing, and other fun things in your lessons.



Follow me and I will show you new, exciting truths that will help you learn and understand what you study. Let's learn!

LOOKING AT OUR WORLD



The earth has living and nonliving things. Things such as plants, animals, and people are living. Things such as the land, sea, and sky are not living.

People make things, too. Houses, streets, cars, and toys are made by people.

All these things together make up our world. All the living and nonliving things in your neighborhood make up your environment.

In this workbook, you will review (study again) the science of living things, nonliving things, and your environment.

Objectives

Read these objectives. They will tell what you will be able to do when you have finished this workbook.

1. You will be able to name three kinds of living things.
2. You will be able to describe how living things grow.
3. You will be able to explain two or more ways living things change.
4. You will be able to tell how living things help people.
5. You will be able to list four ways to describe objects.
6. You will be able to tell how objects help people.
7. You will be able to use your senses to describe your environment.
8. You will be able to tell how the seasons change your environment.
9. You will be able to list two or more ways to take care of your environment.
10. You will be able to tell why you should keep yourself healthy.
11. You will be able to connect a physical property to an object.

New Words

These words will appear in **boldface** (darker print) the first time they are used.

beach. Land near water.

becomes (be comes). Grows into.

cabin (cab in). Small house in the woods.

cactus (cac tus). A plant that grows in dry places.

climate (cli mate). How hot or cold it gets where you live.

cool. Not warm, but not too cold.

cotton (cot ton). A plant used to make clothes.

crystals (crys tals). Small parts of a solid substance, such as ice or salt, which have a regular shape.

describe (de scribe). To tell about the way something looks or feels.

environment (en vi ron ment). The place where you live.

exercise (ex er cise). To move muscles to grow strong.

favorite (fa vor ite). The one you like best.

healthy (health y). Feeling well.

image (im age). A picture or view of something or someone.

irregular (ir reg u lar). Not always the same.

lightning (light ning). A flash of light in the sky.

likeness (like ness). The quality or state of being like something or someone.

messy (mess y). Not neat.

object (ob ject). A nonliving thing that you can see or touch.

ocean (o cean). A large body of water.

odor (o dor). A smell.

physical properties (phys i cal prop er ties). Words that tell what can be seen or touched about an object.

pollution (pol lu tion). Something that makes your environment messy or dirty.

pound. To hit with a hammer.

provide (pro vide). To give.

shed. To lose hair or fur.

skinny (skin ny). Very thin.

storm. A lot of rain or snow at one time.

thunder (thun der). A loud noise heard when it rains.

vegetables (veg e ta bles). Plants you can eat.

wool. Hair that grows on sheep.

yarn. Thick string made from wool.


1. ALL ABOUT LIVING THINGS

Plants, animals, and people are living things. We know they are living because they grow. Living things change, too. Some plants and animals change color, while others change their parts.

Living things need air, water, light, and food to survive. The earth **provides** these things. People help to care for living things, too.

Did you know that living things can take care of you? Plants and animals make food, do work, and provide materials for our use.

This section of your workbook is about how living things grow and change. You also will find out how to take care of plants and animals so they can take care of you.



| What living things do

Words to Study

becomes (be comes). Grows into.

cactus (cac tus). A plant that grows in dry places.

cool. Not warm, but not too cold.

cotton (cot ton). A plant used to make clothes.

healthy (health y). Feeling well.

provide (pro vide). To give.

shed. To lose hair or fur.

skinny (skin ny). Very thin.

wool. Hair that grows on sheep.

yarn. Thick string made from wool.

Special Words

maple

saguaro (sa war' ō)

Ask your teacher to say these words with you.



Teacher Check

Initial

Date

Living Things Grow

In order to grow, all living things need four things: light, water, food, and air.


Plants grow from seeds to plants. A bean seed **becomes** a bean plant. An apple seed grows to become an apple tree.



Animals grow, too. A baby chick becomes a chicken. A puppy grows up to be a dog. A colt becomes a horse.



People also grow. A baby grows to a child, and the child grows to an adult.



| A person grows from a baby, to a child, to an adult.



Draw a line to match growing things.

- | | | | | |
|-----|-------|---|---|---------|
| 1.1 | child | ▶ | ◀ | horse |
| 1.2 | seed | ▶ | ◀ | adult |
| 1.3 | chick | ▶ | ◀ | dog |
| 1.4 | puppy | ▶ | ◀ | plant |
| 1.5 | colt | ▶ | ◀ | chicken |



Think about growing. Write your answers in the blanks.

- 1.6 Name four things that living things need to grow.
- a. _____ b. _____
- c. _____ d. _____



Think about vowel sounds. Read these words.

- 1.7 Underline the letter that makes the short vowel sound.
- | | | | |
|-------|-------|-----|-----|
| sun | hot | pig | pet |
| plant | chick | run | dog |
| puppy | hat | leg | |

1.8 Change the vowel to make a new word.

run _____

hat _____

pet _____

dog _____

leg _____



Say the three words in each box. Write the word that belongs in the sentence.

cap

cop

cup

1.9 His milk is in the _____ .

log

leg

lug

1.10 Tim hurt his _____ .

red

rod

rid

1.11 The apple is _____ .

fell

fill

full

1.12 Jill _____ off her bike.

sack

sick

sock

1.13 A cold can make you feel _____ .

Living Things Change

Living things are fun to watch because they change in many ways. They change the way they look and feel. Many things cause these changes in living things.

Maple trees change with every season. In the spring, the branches have little green buds. Big green leaves cover the branches in the summer. Red, yellow, orange, and brown leaves drop from the maple tree in the fall. In the winter, it has no leaves at all.



Spring



Summer




Fall



Winter

The saguaro (sa war' ō) **cactus** lives in the desert. It is **skinny** in the hot, dry summer. When rain falls, the cactus drinks the water. It gets very large.



| Saguaro cactus in the desert

Bears eat all the food they can and get fat before the cold winter. Their fat keeps them warm and provides food while they sleep all winter.

Camels store fat in their humps. The fat gives them energy when food is hard to find.

Dogs **shed** their fur so they will be **cool** in the hot summer.



| Bears get fat so they can live through the winter.



Do some study.

Go to the library or use the Internet to find out why bears sleep in the winter. What is this called? Write what you find in the spaces below.



Teacher Check

Initial

Date



Do these activities.

1.14 Name the four seasons.

a. _____ b. _____

c. _____ d. _____

1.15 How do maple trees change in the fall?



People also change. Some people have long hair and then cut their hair short. Some people even lose their hair as they grow older. If people play in the sun in the summer, those with light skin will change color and become darker. Some people lose teeth. People become dirty if they do not take a bath or shower. People can change in other ways, too.



You can change, too. Try this activity at home with someone in your family. Put a check (✓) in the box when you do each step.

- ☐ 1. Go into the bathroom and look in the mirror. Look at the size of the black circle in the middle of your eye.
- ☐ 2. Make the room very dark for one or two minutes.
- ☐ 3. Turn on the light. Watch the black circle in your eye.

SELF TEST 1

Each answer = 1 point


Write your answers in the blanks.

- 1.01** Three kinds of living things are _____ ,
_____, and _____ .
- 1.02** Living things need _____ , _____ ,
_____, and _____ .
- 1.03** The four seasons are _____ , _____ ,
_____, and _____ .
- 1.04** Plants and animals help people by _____

_____ .

Look at the pictures. Circle the picture if it came from a plant.
Put an X on the picture if it came from an animal.

1.05




1.06



1.07



1.08



1.09



1.010



1.011



1.012



Write the words to complete the sentences.









sheds food yarn grows washing

- 1.013** Plants help people by growing _____ .
- 1.014** Wool from sheep is used to make _____ .
- 1.015** A dog changes when it _____ fur.
- 1.016** A colt _____ to be a horse.
- 1.017** Matt takes care of his dog by _____ him.

Circle the right word for each sentence.


- 1.018** Wool comes from this animal.
 horse dog sheep
- 1.019** This animal becomes a chicken.
 duckling chick gosling
- 1.020** In hot, dry weather, the cactus is skinny, or _____ .
 small round thin

Say the names of these living things. Write the vowel on the line.
Circle the words that have a long vowel sound.

| | | | |
|---|--|---|---|
| 1.021  l _ af | 1.022  ch _ ck | 1.023  b _ by | 1.024  d _ g |
| 1.025  s _ n | 1.026  tr _ e | 1.027  _ range | 1.028  p _ ny |

Answer the question.

1.029 Do you think living things are important to you? _____
 Why? _____



Teacher Check

 Initial Date



My Score



CALVERT
PUBLICATIONS

804 N. 2nd Ave. E.
Rock Rapids, IA 51246-1759

877-878-8045
www.calverteducation.com

CS0210 – Jun '19 Printing

ISBN 978-0-7403-3960-8



9 780740 339608