


Classical Subjects
Creatively Taught



Dr. Christopher Perrin

Classical Academic Press • Camp Hill, Pennsylvania
www.ClassicalAcademicPress.com





Greek Alphabet Code Cracker
© 2008 by Classical Academic Press
Version 1.0

ISBN: 1-60051-035-3
EAN: 9781600510359

All rights reserved. This publication may not be reproduced,
stored in a retrieval system, or transmitted, in any form or by any means,
without the prior permission, in writing, of Classical Academic Press.

Cover art by Rob Baddorf
Interior design by David Gustafson

Classical Academic Press
2151 Market Street
Camp Hill, PA 17011

www.ClassicalAcademicPress.com

Table of Contents

| | |
|---|----|
| Introduction to Teachers | 4 |
| Welcome | 5 |
| Unit 1: The Greek Alphabet | 7 |
| Introduction to the Greek alphabet, including pronunciation guide. | |
| Unit 2: The First Six Letters | 11 |
| Covers: Α,α Β,β Γ,γ Δ,δ Ε,ε Ζ,ζ | |
| Unit 3: The Next Six Letters | 19 |
| Covers: Η,η Θ,θ Ι,ι Κ,κ Λ,λ Μ,μ | |
| Unit 4: The Next Six Letters | 27 |
| Covers: Ν,ν Ξ,ξ Ο,ο Π,π Ρ,ρ Σ,σ,ς | |
| Unit 5: The Last Six Letters | 37 |
| Covers: Τ,τ Υ,υ Φ,φ Χ,χ Ψ,ψ Ω,ω | |
| Unit 6: Consonant Blends | 47 |
| Special sounds consonants make when used together. | |
| Unit 7: Vowels and Diphthongs | 55 |
| Review of vowels and the special sounds they make when used together. | |
| Unit 8: Putting It All Together | 59 |
| Review and reinforcement of all that you've learned. | |
| Wrap-Up | 67 |
| References | 68 |



Introduction to Teachers:

You have made a bold decision to teach your students Greek. We congratulate you!

Greek is a beautiful and fascinating language that has enriched the minds of countless people over the centuries. It is the basis for much of the technical terminology in both science and medicine and is responsible for about twenty percent of the words in our English vocabulary. Learning Greek is also the gateway to reading and studying the New Testament as well as the writings of scores of classic Greek authors, from Homer to Aristotle.

Amazingly, children are not the least bit afraid of Greek and its intriguing sounds and curious letters. While adults tend to be intimidated by learning a novel alphabet, and a line of Greek words can look to them like an undecipherable code, that is not so with children. They will be happy, indeed, to “crack the code” of the Greek alphabet.

Knowing that children like adventure stories and secret codes, in this book we have cast the students in the role of detectives who, by learning to decipher Greek-rendered clues, will solve a dastardly crime. Students will love learning the Greek alphabet, even as they enjoy working as sleuths. If you are new to Greek as well, you will be able to learn right along with your students.

The book is divided into eight chapters and can be reasonably completed in eight weeks if you spend three to four periods per week using the text. Some teachers may want to slow the pace down or speed it up, depending on the age and ability of their students. It is better to do a little bit regularly than to schedule rare but long classes. In other words, four sessions a week at twenty minutes per session is far better than one class of eighty minutes!

The book proceeds gradually, adding six new Greek letters at a time. Students may need more help with assignments (especially with the Robbery Witness reports) during the first three chapters than they will need as they progress into later chapters. Therefore, it would be wise to plan to give more time to the first three chapters of the book. Also, it will help students immensely if you regularly sing and chant through the Greek alphabet, having the students look at each letter as they sing. An audio file of the Greek Alphabet Song has been provided on our website to help you and your students sing through the alphabet. We recommend that you begin and end each session with this song.

Please be sure to consult the other online resources that are available at www.classicalacademicpress.com/greekcode. You will find other audio recordings for use with the text, along with additional exercises and worksheets.

We think that your students will greatly enjoy this journey through the Greek alphabet, so be prepared for them to soon be clamoring to study *Song School Greek* or *Greek for Children*.

Sincerely,



Christopher A. Perrin, Ph.D.

Greek Detective

WELCOME



Mission Briefing:

The Greek Urn Caper

Welcome, Detective. You have quite a tough job ahead of you. Yesterday, the Grecian Urn of Achilles was stolen from the Cityburg Museum, and we need you to get it back. There are several suspects in custody (see page 6), but they aren't talking, so you must use the clues given to us by witnesses to discover the identity of the thief and recover the stolen urn.


In order to crack the case, however, you'll need to learn the Greek alphabet, which we use to encode important information. This book will teach you all that you need to know to crack the Greek alphabet code (or cypher) and solve the crime. Along the way, you'll find lots of fun exercises and challenging puzzles to help you sharpen your skills and increase your knowledge. In no time you'll become a full-fledged Greek Alphabet Code Cracker, ready to solve this case. Once you have discovered the name of the criminal and where he or she has taken the urn, you can go on to use your skills in all sorts of exciting ways, including sending secret messages to your friends!

Well, you better get started—there's a lot to do, and I'm sure you're eager to begin. Good luck!

Sincerely,

John Q Hoover

John Q. Hoover
Senior Code Cracker



Urn of Achilles

CRIMINAL SUSPECTS

7'0"

7'0"

6'5"

6'5"

6'0"

6'0"

5'5"

5'5"

5'0"

5'0"

4'5"

4'5"

4'0"

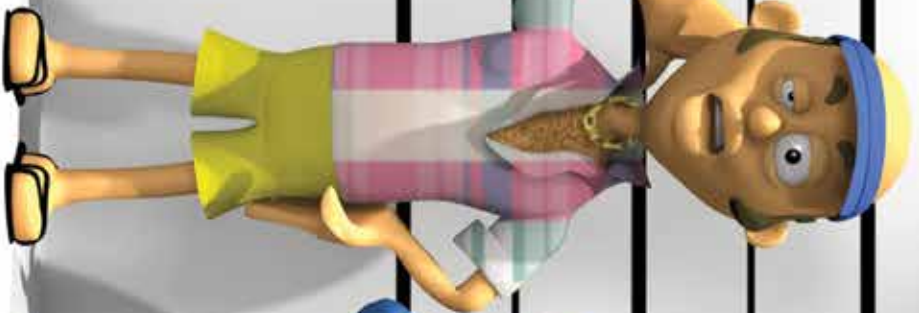
4'0"

3'6"

3'5"

3'0"


3'0"



FISH-LIPS LOUIE




MR. MINI



RUBY-RED REBECCA



DR. PETRI DICHE



FLORENCE THE FORGER

Runs an illegal gambling outfit across state borders.

Robs banks by holding a stick of dynamite. Wanted in nine states.

Has stolen over \$1 million in European rubies.

Attempting to clone his own army of lab rabbits to take over the world.

Prints counterfeit money to support her expensive tastes. Sought after by Interpol.

UNIT 1



Mission Briefing:

The Greek Alphabet

Just look at the Greek alphabet over there on the Cypher Card! Doesn't it seem exciting? It's curvy and squiggly, but still friendly. It's strange in some ways, but still familiar. If you look carefully, you will see that nearly half of the Greek alphabet has carried over into English. That means that if you know your English alphabet well, then you already know about half of the Greek alphabet!

Look at the first two letters of the Greek alphabet. Have you seen them before? What do they look like? That is right, they look like an **a** and a **b** from the English alphabet. These two letters have come from the Greek alphabet right into the English alphabet. Guess what the names of these two Greek letters are. The first is called **alpha**, and it makes the same sound our **a** makes. The second letter is called **beta** and it makes the same sound our **b** makes.

Now say **alpha** and **beta** together quickly—**alpha-beta**. What word does that sound like? Exactly! We get the word **alphabet** from these two Greek letters.

This book is going to teach you how to “crack the code” of the Greek alphabet. Soon, you will be able to make the sounds for each of the twenty-four Greek letters and then make and read words using them. If you learn your Greek letters, you will be able to write in a code that only students of Greek can read—a secret code. As you go through this book, you will use this code to solve puzzles and to discover who is behind the theft of the Grecian Urn of Achilles. You will become a Greek-reading detective!

| GREEK ALPHABET | | | | | |
|-----------------------------|---|---|---|---|-----|
| Α | Β | Γ | Δ | Ε | Ζ |
| α | β | γ | δ | ε | ζ |
| Η | Θ | Ι | Κ | Λ | Μ |
| η | θ | ι | κ | λ | μ |
| Ν | Ξ | Ο | Π | Ρ | Σ |
| ν | ξ | ο | π | ρ | σ,ς |
| Τ | Υ | Φ | Χ | Ψ | Ω |
| τ | υ | φ | χ | ψ | ω |
| Code Cracker CYPHER CARD | | | | | |

Robbery Witness Reports

Below is the first of several witness reports that will help you to narrow down the identity of the thief. As you go through the book, be sure to read each of these reports carefully. In each report you will find several words written using the Greek alphabet code. On a piece of scrap paper, change the red Greek letters to English letters, using the Code Cracker Cypher Wheel from the back of the book and any other tools you may need to help you. Then, using the rest of the report as your guide, determine what the proper English words are and write them in the spaces provided. We've decoded the first one for you.

Note that when you are translating between Greek and English, the number of letters used may be different. For instance, you'll notice that the first word we have written in Greek letters is $\rho\epsilon\phi$, which translates to **rare** in English.

Once you've cracked the code in each report, use the facts provided to eliminate one of the suspects (you can see the lineup on page 6). **Use a pen or marker to cross them out as you go.** Once you have cracked the first four clues, you should have narrowed down the list of suspects until the real thief is uncovered.

Good luck!

Robbery Witness #1: Museum Tour Guide

"Well, I was leading a tour through the early Mesopotamia display, when I heard the alarm sound in the Ancient Greece room. Suddenly, someone rushed by me carrying what looked like the Urn of Achilles. The urn is quite $\rho\epsilon\phi$ and dates back to the seventh century BC. It was donated in the year AD 1983 by the deceased widow, Ms. Werthenmuch. The thief moved very $\phi\alpha\sigma\tau$, so I didn't get a good look, but I noticed the suspect was wearing some sort of $h\alpha\tau$.

English Words:

#1: r a r e

#2:

#3: h

Here is the Greek alphabet! Sing the Greek Alphabet Song using the audio files available online (www.classicalacademicpress.com/greekcode), making sure to look at each letter as you sing it. You may even want to point to it with your pencil or finger as you sing.

| Upper Case | Lower Case | Name | Sound |
|------------|------------|---------|--|
| A | α | Alpha | /a/ as in father |
| B | β | Beta | /b/ as in boy |
| Γ | γ | Gamma | /g/ as in got |
| Δ | δ | Delta | /d/ as in dog |
| E | ε | Epsilon | /e/ as in get |
| Z | ζ | Zeta | /dz/ as in cords |
| H | η | Eta | /ay/ as in rake |
| Θ | θ | Theta | /th/ as in thistle |
| I | ι | Iota | /i/ as in pit ; /ee/ as in ski |
| K | κ | Kappa | /k/ as in kite |
| Λ | λ | Lambda | /l/ as in lime |
| M | μ | Mu | /m/ as in math |
| N | ν | Nu | /n/ as in nose |
| Ξ | ξ | Xi | /x/ as in oxen |
| O | ο | Omicron | /o/ or /aw/ as in offer |
| Π | π | Pi | /p/ as in pistol |
| P | ρ | Rho | /r/ as in rat |
| Σ | σ,ς* | Sigma | /s/ as in soup |
| T | τ | Tau | /t/ as in tea |
| Υ | υ | Upsilon | /oo/ as in hoop |
| Φ | φ | Phi | /ph/ as in phone |
| X | χ | Chi | German /ch/ as in Bach |
| Ψ | ψ | Psi | /ps/ as in oops |
| Ω | ω | Omega | /ō/ as in note |



*Sigma has two forms—σ and ς. The latter is called a final form and is only used when it is the final letter in a word.



Now try the Greek Alphabet Sound-Off. Your teacher will lead you through this sound-off, or you can follow along with the audio file. Notice that every time you say the letter you are also making the sound that letter makes!

Greek Alphabet Sound-Off

Ah-, ah-, alpha—*ah-, ah-, alpha*; b-, b-, beta—*b-, b-, beta*;
g-, g-, gamma—*g-, g-, gamma*; d-, d-, delta—*d-, d-, delta*;
eh-, eh-, epsilon—*eh-, eh-, epsilon*; dz-, dz-, zeta—*dz-, dz-, zeta*;
ay-, ay-, eta—*ay-, ay-, eta*; th-, th-, theta—*th-, th-, theta*;
ih-, ih-, iota—*ih-, ih-, iota*; k-, k-, kappa—*k-, k-, kappa*;
l-, l-, lambda—*l-, l-, lambda*; m-, m-, mu—*m-, m-, mu*;
n-, n-, nu—*n-, n-, nu*; ks-, ks-, xi—*ks-, ks-, xi*;
aw-, aw-, omicron—*aw-, aw-, omicron*; p-, p-, pi—*p-, p-, pi*;
r-, r-, rho—*r-, r-, rho*; s-, s-, sigma—*s-, s-, sigma*;
t-, t-, tau—*t-, t-, tau*; oo-, oo-, upsilon—*oo-, oo-, upsilon*;
f-, f-, phi—*f-, f-, phi*; k-, k-, chi—*k-, k-, chi*;
ps-, ps-, psi—*ps-, ps-, psi*; oh-, oh-, omega—*oh-, oh-, omega*.

Robbery Witness #2: Art Critic

"I was studying intently the use of **κόλπο** and light in the paintings of the great Renaissance artists, when a most rude individual carrying a large vase of some sort knocked me down. At the time, I had assumed the person was simply a careless museum worker relocating the item. The piece was rather dull and certainly not as lovely as the color palettes of the fine fourteenth-century masterpieces. I had no idea it was of such value. Oh, right, you asked about the **θιφ**. I am fairly certain that they were not wearing any **γλασσες**."

English Words:

#1: _____

#2: _____

#3: _____

