

Table of Contents

Grace Before Meals	2	The Old Testament	48
Posture, Paper, and Pencil Position ...	3	The New Testament	49
Manuscript Alphabet.....	4	Uppercase and Lowercase N.....	50
Spacing.....	5	Uppercase and Lowercase O.....	52
Letter Size.....	6	Adam and Eve	54
Manuscript Basic Strokes.....	7	Uppercase and Lowercase P.....	56
Uppercase and Lowercase A	8	Uppercase and Lowercase Q.....	58
Uppercase and Lowercase B.....	10	The Holy Trinity	60
Jesus Christ, Son of God.....	12	Uppercase and Lowercase R.....	62
Uppercase and Lowercase C.....	14	Prayer.....	64
The Catholic Church.....	16	Uppercase and Lowercase S.....	66
Roles in the Church.....	17	Uppercase and Lowercase T	68
Uppercase and Lowercase D.....	18	Act of Contrition.....	70
Uppercase and Lowercase E	20	Hail Mary.....	71
The Ten Commandments	22	Uppercase and Lowercase U.....	72
Uppercase and Lowercase F	24	Uppercase and Lowercase V	74
Uppercase and Lowercase G.....	26	Uppercase and Lowercase W	76
The Sacraments	28	Our Father.....	78
Baptism.....	29	Uppercase and Lowercase X	80
Uppercase and Lowercase H.....	30	Uppercase and Lowercase Y	82
Uppercase and Lowercase I	32	Uppercase and Lowercase Z	84
Advent and Christmas.....	34	Sacrament of Reconciliation	86
Lent and Easter	35	Sacrament of Holy Eucharist.....	88
Uppercase and Lowercase J.....	36	Morning Prayer	90
Uppercase and Lowercase K.....	38	Evening Prayer.....	91
Liturgy of the Word	40	Angel of God	92
Liturgy of the Eucharist.....	41	Acts of Faith, Hope, and Love.....	93
Uppercase and Lowercase L	42	Apostles' Creed	94
Uppercase and Lowercase M	44	Grace After Meals	96
Writing Numerals.....	46		



Writing Our Catholic Faith Revised Edition

Thomas M. Wasyluk
Jennifer Schweighofer

Nihil Obstat
Reverend J. Brian Bransfield
October 13, 2012

Imprimatur
Archbishop Charles Chaput
Archdiocese of Philadelphia
October 15, 2012

Universal
PUBLISHING

Copyright © 2016, Universal Publishing, All Rights Reserved.

Grade 2M, Item #603, ISBN 978-1-931181-80-8

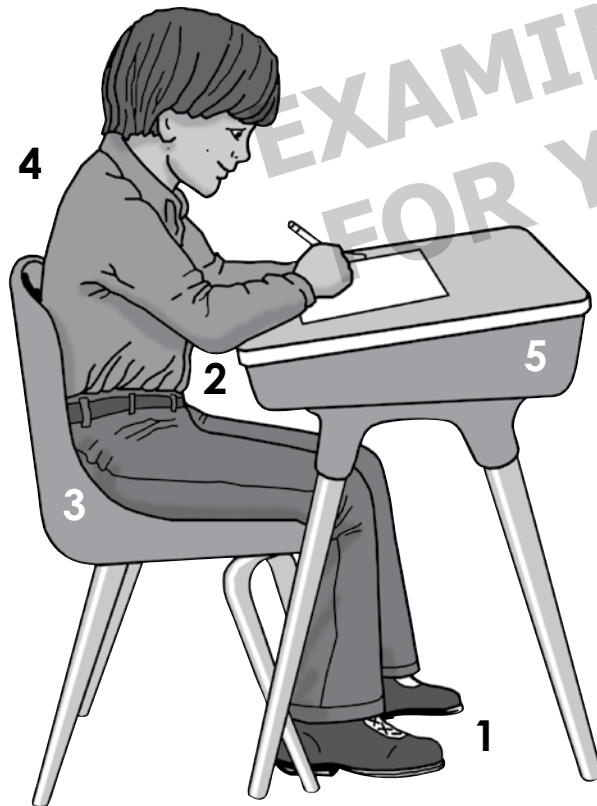
Cover Image: stdas 0481, © Standard Publishing,
Licensed from GoodSalt.com

IT IS ILLEGAL TO PHOTOCOPY THIS BOOK

This book is not to be reproduced in any manner whatsoever,
in part or whole, without the written permission of the publisher.
For additional information contact Universal Publishing.

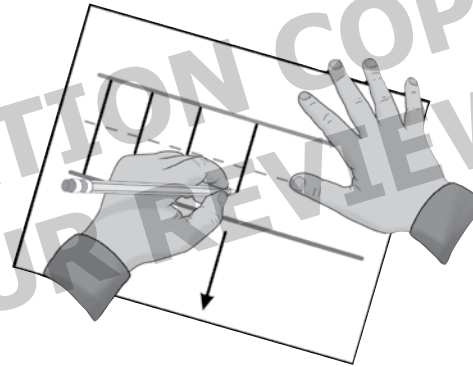
1-800-940-2270 www.upub.net/catholic

Correct Posture for Handwriting

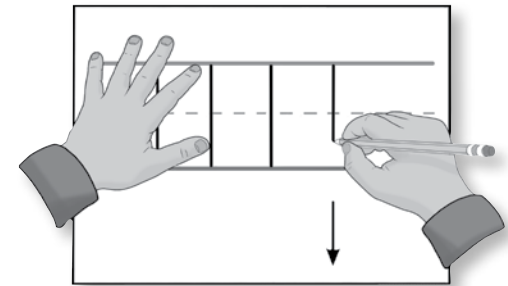


1. Both feet on the floor
2. Elbows off the edge of desk
3. Sit back in chair
4. Shoulders slightly forward
5. Proper desk height

Manuscript Paper Position



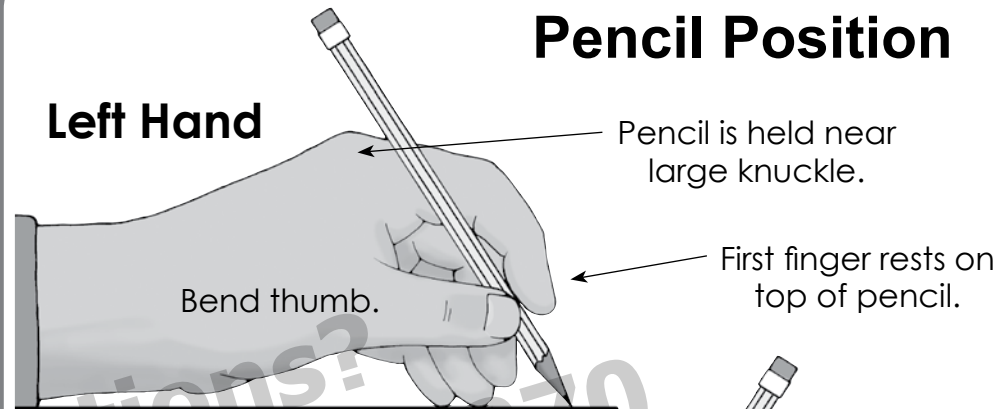
Left Hand



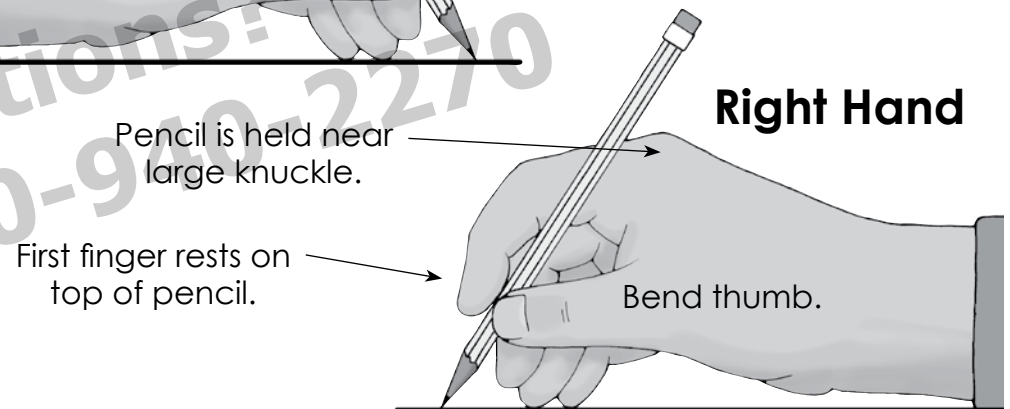
Right Hand

Pencil Position

Left Hand




Right Hand



Manuscript Basic Strokes

Left to Right

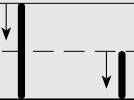


Write the left-to-right strokes.

Circle the letters that have a left-to-right stroke.

t V E r L A

Top to Bottom

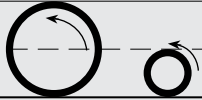


Write the top-to-bottom strokes.

Circle the letters that have a top-to-bottom stroke.

h w a K S e

Backward Circle

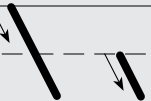


Write the backward circles.

Circle the letters that have a backward circle.

a R m d i Q

Slant Right

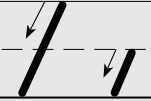


Write the slant-right strokes.

Circle the letters that have a slant-right stroke.

v C k Y f M

Slant Left

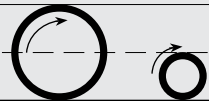


Write the slant-left strokes.

Circle the letters that have a slant-left stroke.

A u V e n Z

Forward Circle



Write the forward circles.

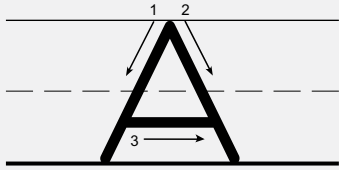
Circle the letters that have a forward circle.

h y b g U p

Name the stroke the arrow points to in each letter below.

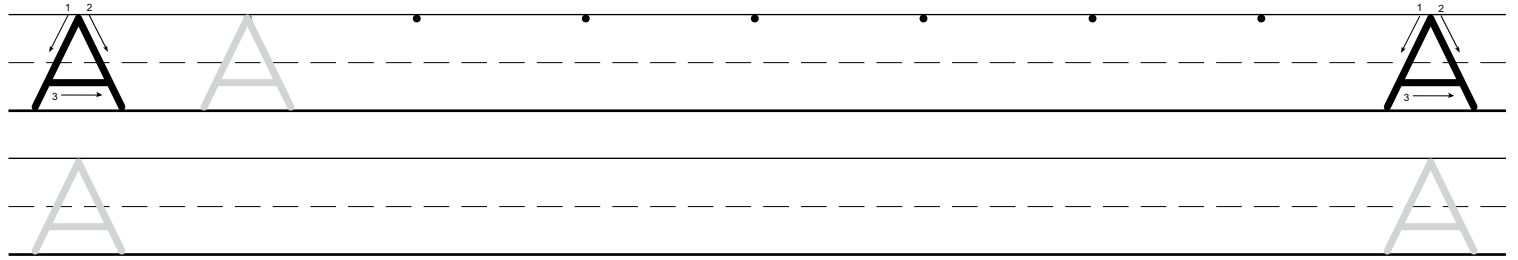
k P A t b D R V a O

Uppercase A




1. Slant left
2. Slant right
3. Slide right

Trace and write the letter.



Trace and write the words. Write the sentences.

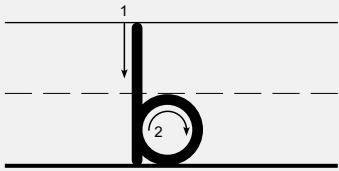


Cain and Abel were Adam's sons.

Adam's third son was Seth.


<input checked="" type="checkbox"/>	CHECK-UP
<input type="checkbox"/>	Word Spacing
<input type="checkbox"/>	Size of Letters
<input type="checkbox"/>	Letter Forms

Lowercase b

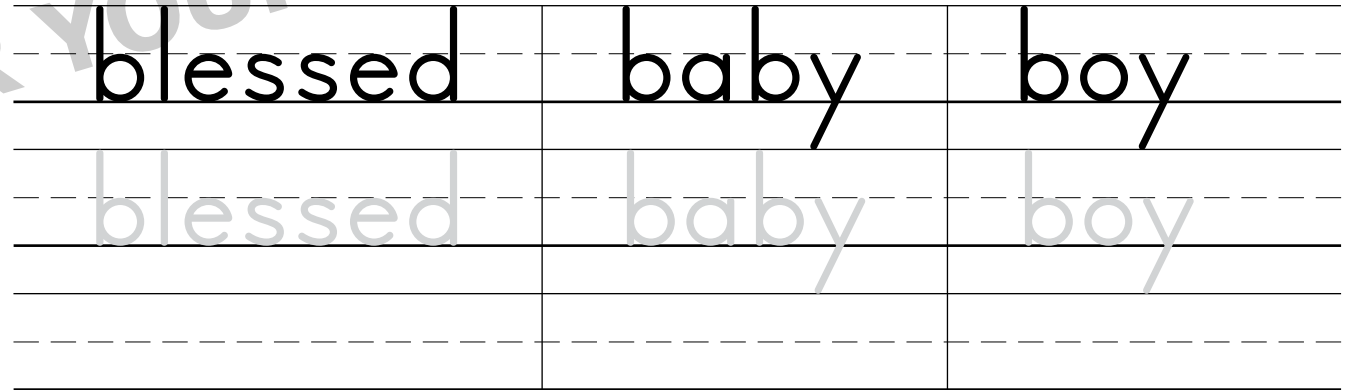


1. Pull down straight
2. Circle right

Trace and write the letter.



Trace and write the words. Write the sentences.



Jesus was born in Bethlehem.

The Bible is a blessed book.



CHECK-UP ✓

- ☐ Letter Spacing ☐ Size of Letters ☐ Letter Forms ☐ Alignment ☐ Line Quality

The Catholic Church

Write the sentences.

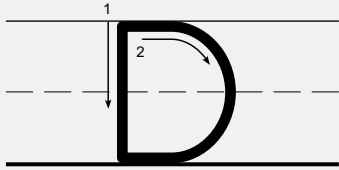
Jesus started the Catholic

Church to continue his mission.

The Church is God's family!

Write the sentence: **People all over the world belong to the Catholic Church.**


Uppercase D



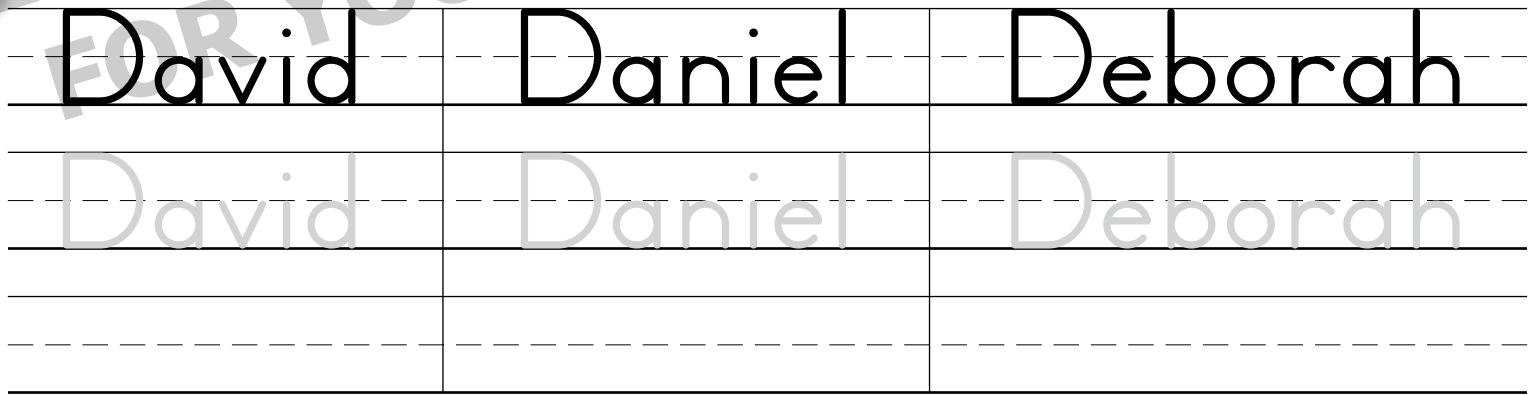
1. Pull down straight
2. Slide right, curve down, slide left



Trace and write the letter.



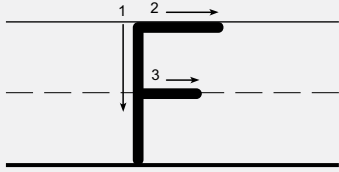
Trace and write the words. Write the sentences.



Do you keep holy the Lord's Day?

Deacons help priests and bishops.


Uppercase F



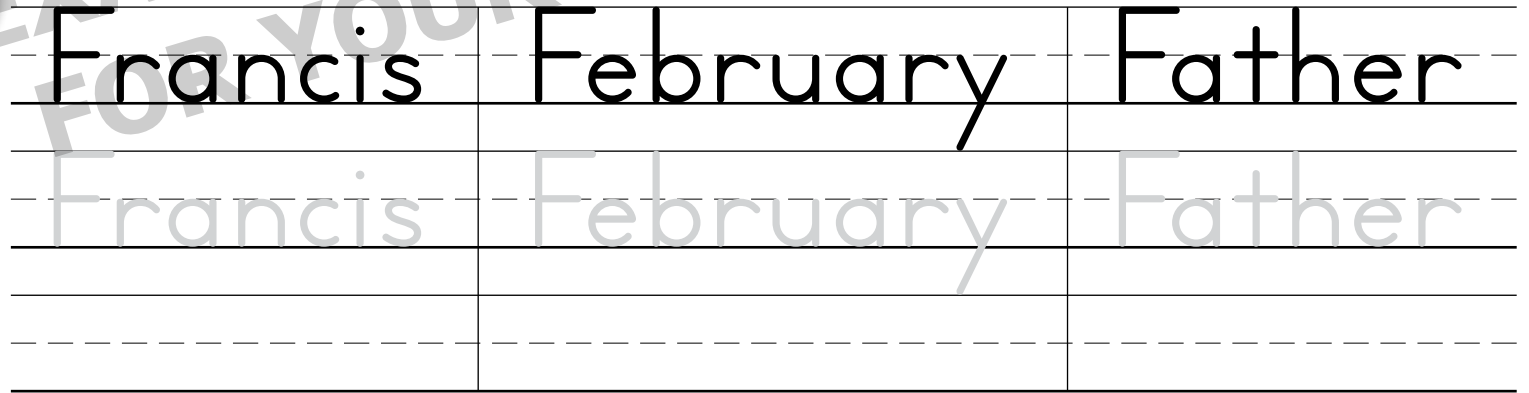
1. Pull down straight
2. Slide right
3. Slide right



Trace and write the letter.



Trace and write the words.

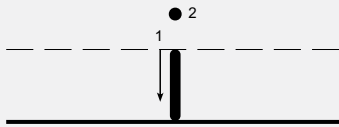


Write the sentence.

Faith lets us believe in God, even
though we cannot see him.


✓	CHECK-UP
<input type="checkbox"/>	Word Spacing
<input type="checkbox"/>	Size of Letters
<input type="checkbox"/>	Letter Forms
<input type="checkbox"/>	Line Quality

Lowercase i



1. Pull down straight
2. Dot

Trace and write the letter.



Trace and write the words. Write the sentence.

images inspired idea

images inspired idea



The liturgical year is a

celebration of Jesus' life.


✓ **CHECK-UP**

☐ Line Quality
☐ Size of Letters
☐ Letter Forms
☐ Letter Spacing

Advent and Christmas

Write the underlined words.

Advent is a liturgical season. It takes place during the four weeks before Christmas. We use this time to prepare for the birth of Jesus.



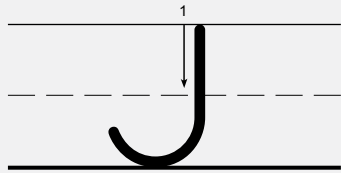
Write the sentence.

Christmas is a celebration of

the birth of Jesus Christ.




Uppercase J



1. Pull down straight, curve left

Trace and write the letter.



Trace and write the words.

Jesus

Joseph

James

Jesus

Joseph

James



Jesus and Joseph

Write the sentence.

John baptized Jesus in

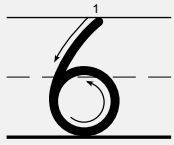
the Jordan River.

CHECK-UP

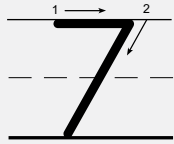
- ☐ Word Spacing
- ☐ Size of Letters
- ☐ Letter Forms
- ☐ Line Quality



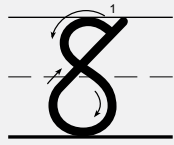
Writing Numerals



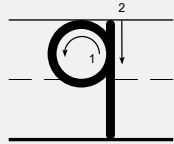
1. Curve down, curve right, curve left (close)



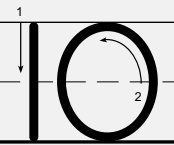
1. Slide right
2. Slant left



1. Curve left, curve down, curve left, slant right



1. Circle left
2. Pull down straight



1. Pull down straight
2. Circle left

Trace and write the numerals.

