

Finding the Subject of an Interrogative Sentence

Finding the Subject of an Interrogative Sentence

Do you remember that to find the subject of a sentence, first find the verb, then ask *who* or *what*?

In an interrogative sentence, the subject and verb are not usually in the normal order of the subject before the verb. The subject of an interrogative sentence is often between a helping verb and the main verb.

Will she help me?

The verb is *will help*. "*Who* or *what* will help?" *She* will help.

Will she help me?

Changing the question to a statement shows the subject and verb in the order we are most familiar with.

Will she help me? She will help me.

How do you make tea? You do make tea how.

A **Underline the verb phrase twice and the subject once.**

1. Have you seen the huge pile of dirt behind the school?
2. How do you make these good cookies?
3. Is Megan looking for her shoes?
4. Has Darrel finished that book?
5. Did Sarah leave for town yet?
6. Where did Sonya put her schoolbag?
7. When will you wrap Mike's birthday present?

B **Write words to complete the sentences.**

8. A prepositional phrase begins with a _____ and ends with a noun or pronoun.
9. The noun or pronoun that ends a prepositional phrase and tells who or what is called the _____ of the preposition.

C **Circle the prepositions. Underline the object of each preposition. Put parentheses around each prepositional phrase.**

10. Adam and Eve disobeyed God in the Garden of Eden.
11. Jeff and Erik played in the tree house at Uncle Dave's place.
12. The soldiers cast lots for Jesus' garments at the foot of the cross.
13. An angel of the Lord appeared to Joseph in a dream.
14. Mary waited for Kathy while she went to the post office.

We Remember

D **Circle the letters that should be capitalized.**

15. Jesus is sometimes called the lamb of god.
16. many americans are learning to speak spanish.
17. natasha said, "it's a pretty summer day."
18. while visiting belize, we saw many beautiful tropical plants.

E **Circle the possessive nouns. Underline the plural nouns.**

19. The cat's tail twitched as it watched the birds at our birdbath.
20. Felix used his brother's camera to take a picture of the three moose swimming across the river.

F **Name the five parts of a friendly letter in order.**

21. a _____ b. _____ c. _____

d. _____ e. _____

G **Here is a letter that Chloe wrote to her Aunt Emma. Proofread Chloe's letter using the proofreader's marks. Follow the checklist.**

- ☐ Find and correct a run-on sentence in Chloe's letter.
- ☐ Put commas where they are needed.
- ☐ Put capital letters where they are needed.
- ☐ Chloe spelled four words wrong. Change them for her.

22.

462 Pine Street

elda MT 22827

oct. 23 2014

dear Aunt Emma,

I wish you could see the pretty trees we have this yaer. They are nice. To of my friends and I went hiking last Saturday in the mountains. It was so much fun, evan though we got tired of going up and down hills.

Plez write back soon I love you.

Love

Chloe

H Write a letter to match the words and phrases.

23. _____ encyclopedia	a. page numbers for subjects in back of book
24. _____ index	b. book of maps
25. _____ glossary	c. articles about many subjects
26. _____ table of contents	d. definitions and pronunciations
27. _____ atlas	e. page numbers of chapters and sections

I Look up these words in a dictionary. Add the secondary accent marks.

28. por′ cu pine′
29. tem′ per a ture′

J Underline the compound verbs twice.

30. Dad welded and painted a new frame for the swing set.
31. Kelvin and Ben tilled and watered the garden for Mother.
32. The store manager unlocked and opened the door.

Penmanship

In this LightUnit you will be writing more paragraphs of fun facts. The numbers show you which sentences go with each penmanship lesson.

○ **K Go to page 59. In your notebook, copy the sentences for Lesson 1.**

Spelling – Word Pronunciation

Spelling Words

bakery	chef	lawyer	shepherd	thumbtack
barber	downstairs	peddler	soldier	watchman
butcher	grocery	secretary	tailor	whenever

L **Write the spelling words that have the *ər* sound in them.**

33. _____ _____ _____

_____ _____ _____

_____ _____

_____ _____

M **Write the spelling word for each pronunciation.**

34. _____ shef
35. _____ grōs′ rē
36. _____ daȯn sterz′
37. _____ thəm′ tak
38. _____ se′ krə ter′ ē
39. _____ wäch′ mən

○ **N** **Write Section 1 spelling words in your notebook.**

6 Information; Getting Information

Information

What is **information?** Where do you get information? Why do you need information?

Information is all the hundreds of thousands of things there are to know. It is knowledge. You use information for many things. You might like to find out something just for fun. You use information in your schoolwork. You use information when you play games. In LightUnit 407, you used information from the encyclopedia to write a report.

There are many sources of information. You can get information from encyclopedias and other books. You can get information by watching things happen. You get information by hearing other people talk.



In this LightUnit, you will write a report using information from a person—one of your grandparents or an older friend.

A **Underline the correct answer.**

1. Information is **schoolwork, knowledge.**
2. Information can be gotten from **books, desks.**
3. One can also get information by **watching, sleeping.**

information (in′ fər mā′ shən): knowledge

Getting Information

Your report will be about the way an older person's house was heated when they were your age. Your report will have four paragraphs. Here are the questions you will ask. They are already grouped together. The answer to each set of questions will be a paragraph.

How did you heat your house when you were my age?

1. What kind of fuel did you use?
   Where did you get it?
2. What kind of stove did you have?
   What did it look like?
   Where was it?
3. Did it heat well?
   Did it heat the whole house, or did you have a cold bedroom?
4. Did you have any jobs, like bringing in wood, shoveling coal, or taking out ashes?



B **Get out your notebook and follow the directions.**

○ 4. At the top of the first blank page, copy the first question and the two questions from Number 1.

How did you heat your house when you were my age?

1. What kind of fuel did you use? Where did you get it?

○ 5. At the top of the next page, copy the questions from Number 2.

2. What kind of a stove did you have? What did it look like? Where was it?

○ 6. At the top of the next page, copy the questions from Number 3.

3. Did it heat well?
Did it heat the whole house or did you have a cold bedroom?

○ 7. At the top of the next page, copy the question from Number 4.

4. Did you have any jobs, like bringing in wood, shoveling coal, or taking out ashes?

You need to go talk to the person you are interviewing and get the information for your report. You will write the information for each paragraph on a separate page. Remember to take your notebook along when you go!

C Answer the question.

○ 8. Whom will you talk to for information?

_____

D Put commas and quotation marks where they belong.

9. Mrs. Cass announced We are finishing this book today.
10. I wonder what we will read next whispered Kate.
11. What book asked Mrs. Cass would you like to read?

We Remember

E Circle the adverbs in the sentences. Draw arrows to the words they modify.

12. Laura ran ahead of the others.
13. Shane carefully balanced himself on the fence rail.
14. Marlene and I quickly ran over.

F Underline the verb twice. Underline the subject once. Circle the direct object. Draw a line between the complete subject and the complete predicate.

15. The tiny ants carried crumbs to their nest.
16. She mailed a postcard to her cousin.
17. Justin and Andrew mopped the hall at school.



G Change the interrogative sentence to a statement. Diagram the sentences.

18. Will the little bear snarl?

_____

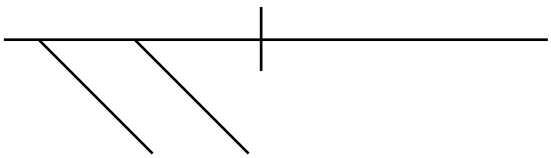

19. The oak tree rotted and fell down.

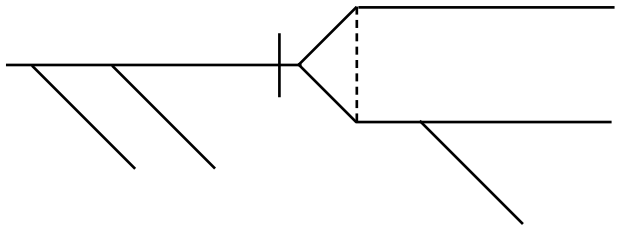

H Underline the correct pronoun for the subject of the sentence.

20. **He, Him** and the boys went to the sale.
21. **She, Her** and **I, me** will be baking cookies today.
22. **Us, We** children should have our chores done by supper.

I Underline the correct pronoun for the object of the preposition.

23. Sandy gave a book to **I, me** to read.
24. The children jumped at the sound of **it, she.**
25. The teacher copied a poem for **we, us** to memorize.
26. We heard of **them, they** in Jane's report last week.

J Write a sentence.

○27. exclamatory _____

Penmanship

○ **K Go to page 59. In your notebook, copy the sentences for Lesson 6.**

Spelling – Word Pronunciation

Spelling Words

angry	crystal	mystery	pain	sly
bicycle	curve	navy	pane	young
contents	hymn	organ	reply	youth

L **Write the spelling words in which *y* sounds like *ē*.**

28. _____ _____ _____

M **Write the spelling words in which *y* sounds like *ī*.**

29. _____ _____

N **Write the spelling words in which *y* sounds like *ĭ*.**

30. _____ _____

_____ _____

O **Write the spelling words in which *y* sounds like *y*.**

31. _____ _____

P **Write the spelling words in which *a* sounds like *ā*.**

32. _____ _____ _____

○ **Q** **Write Section 2 spelling words in your notebook.**