Using an Index; Using a Glossary

2

Using an Index

An **index** is a helpful reference tool that you should learn to use. An index is in the back of a book. It gives the page numbers where you can find the information about a topic in the book. The topics are listed alphabetically.

An index may also list topics under a different heading. If you cannot find the topic you are looking for, think of another subject related to the word you want. If you can't find *Pacific Ocean* in the index, you can look under *oceans*. It may be listed there.

oceans, 36-42
Arctic Ocean, 40, 41
Alantic Ocean, 36, 37
Indian Ocean, 41, 42
Pacific Ocean, 38, 39

A **Write words to complete the sentences.**

1. An index is a list of topics in _____ order.
2. Sometimes an index lists topics alphabetically under a different _____.
3. An index gives _____ _____ where you can find information about a topic in the book.

index (in′ deks): an alphabetical list of topics in the back of a book

glossary (glä′ sə rē): a reference that resembles a little dictionary for a certain book

B **Use the index below to answer the questions.**

deserts, 95, 299-302, 326, 335-340, 357, 369, 370, 455
dialects, 247, 263, 417
diamonds, 123, 407, 440, 443
diesel fuel, 151
Dinaric Alps, 193
direction lines, 19
dormant volcanos, 31



4. On which page can you read about direction lines? _____
5. How many pages have information about diamonds? _____
6. What can you read about on page 151? _____
7. Which topic has the most page numbers listed for it? _____

Using a Glossary

A **glossary** is another helpful reference tool you use in school.

A glossary is a reference in the back of a book. It gives the pronunciations and definitions of unfamilar words in that book. It is a small dictionary just for that particular book.

A glossary gives the meanings for the words only as they are used in the book. You may find other definitions for the words in a dictionary.

Some glossaries give a page number after the definition to tell where the word is used in the book.

C **Use your glossary on page 63 to answer the questions.**

8. What is the fourth word? _____
9. What is a glossary? _____

_____

D **Use this sample glossary to answer the questions.**

natural light (na chə rəl līt) – light produced or made by nature. *Page 4.*
nectar (nek′ tər) – sweet liquid found in many flowers. *Page 68.*
nimbus (nim′ bəs) **clouds** – dark, shapeless clouds that produce rain. *Page 15.*
nostrils (näs′ trəlz) – the two openings of the nose. *Page 156.*
nurse (nərs) – to give milk to a baby. *Page 184.*

10. On which page can you read about nectar? _____

○11. If you saw nimbus clouds in the sky, what would you expect?

_____

12. What is the definition of *nostrils?* _____

_____

E **Write a word to complete each sentence.**

13. When you are given instructions, pay _____.
14. Watch the _____.
15. Be sure you _____ the instructions.
16. The _____ language has adopted many words from other languages.

F **Answer the question with a complete sentence.**

○17. What are four ways we communicate?

_____

_____

We Remember

Use *thē* before words beginning with a vowel sound.
Use *thə* before words beginning with a consonant sound.

G Circle each correct pronunciation for *the.*

18. Mother went to **thē, thə** store to buy **thē, thə** party supplies.
19. **Thē, Thə** cardinal built its nest in **thē, thə** evergreen tree.

H Circle each correct word.

20. **To, Two, Too** of the boys went with Mother **to, two, too** town.
21. The **to, two, too** girls wanted to go along, **to, two, too.**

Penmanship

Sit straight and keep your feet flat on the floor.

○ **I Go to page 61. In your notebook, copy the penmanship for Lesson 2.**

- Write the tall and short overcurve stroke and the tall and short downcurve stroke five times.
- Write each letter neatly five times.
- Write the name of each animal once.

Spelling–Word Definitions

J **Cut out Section 1 spelling words on page 65.**

K **Write the correct spelling word.** Use a dictionary if you need help.

22. _____ wanting or needing food
23. _____ large round orange fruit
24. _____ guests in one's home
25. _____ a container that is made by weaving together wood strips
26. _____ a large meal
27. _____ the condition of being well
28. _____ one of the English settlers who started a colony in Massachusetts in 1620
29. _____ soft, light growth covering a bird
30. _____ a person with the highest position
31. _____ in spite of the fact that; however
32. _____ persons whom one knows well and likes
33. _____ very quick
34. _____ a supply that is more than enough
35. _____ a native of India or the East Indies
36. _____ a large bird with a small head and a spreading tail

○ **L** **Write Section 1 spelling words in your notebook.**

Extra Activity: Candle Picture

You have learned how important it is to follow instructions. See how well you can follow these instructions.

Read and follow the instructions to make a candle picture with your name.

1. Choose two pieces of colored construction paper. The colors should be different.
2. Fold one paper in half the long way.
3. Write your name in very large cursive letters, using the fold as the line. If your name has letters that go beneath the baseline, erase the part of the letters below the fold. If you have a long name, you may need to make your letters tall and skinny.



4. Keeping the paper folded, cut around the outside of your name, leaving some space around the writing. The picture shows you how.

5. Using small cuts, cut out the inside areas of each letter. Look at the drawing. The shaded areas show you what to cut out.



6. Unfold the paper and glue it writing-side down in the middle of the other paper, allowing room for a candle holder and flame.
7. Make a candle holder and glue it beneath the candle.
8. Cut and glue a flame to the top of the candle. You're finished!

11 The Dictionary – Guide Words and Entry Words

Guide Words and Entry Words

Guide words are the words at the top of the page in a dictionary or glossary. They tell the first and last words on the page. Guide words guide you to the page where you will find the word.

Entry words are the words you want to look up. They are in alphabetical order.

environment ■ **episode**

environment (en vī′rən mənt) ***n.*** all the things and conditions that surround a person, animal, or plant and affect the health, growth, development, and character of such living things *[an environment* of poverty. Cleaning our air will improve the *environment.]*
en·vi·ron·ment ■ ***n.***, *plural* **environments**

envy (en′vē) ***n.*** **1** a feeling of jealousy or dislike toward someone who has what one would like to have *[He glared at the winner with envy.]* **2** the person or thing that causes such feeling *[His new car is the envy of the neighborhood.]*
v. to feel envy toward or because of *[They envy* her for her wealth.*]*

epic (ep′ik) ***n.*** a long, serious poem that tells the story of a hero or heroes.
adj. **1** of or like an epic *[an epic* poem about medieval knights*]*. **2** fit to be celebrated as heroic; impressive or tremendous *[the epic* western march of the pioneers*]*.
ep·ic ■ ***n.***, *plural* **epics** ■ ***adj.***

epidemic (ep′i dem′ik) ***n.*** the rapid spreading of a disease to many people at the same time *[an epidemic* of flu in the city*]*.
ep·i·dem·ic ■ ***n.***, *plural* **epidemics**

episode (ep′i sōd) ***n.*** **1** an event in the course of a series of events in a person's life *[He told us about an episode* in his childhood.*]*

from *Webster's New World Children's Dictionary,* © 1997, 1991 by Simon & Schuster, Inc.

You can find words in a dictionary more quickly if you imagine it divided into three sections—A-F, G-P, and Q-Z. When you are looking for a word, open the dictionary to the section with the letter that begins your word.

A **Look at each pair of guide words and the words listed below. Put a ✓ by the words located on a dictionary page with these guide words.** Hint: Alphabetize each word with the two guide words. If it is between the guide words, it gets a checkmark.

1. **empty ■ equipment**

_____ envy

_____ epidemic

_____ equivalent

2. **book ■ bother**

_____ booth

_____ boomerang

_____ border

B **Write** *A-F, G-P,* **or** *Q-Z* **to show in which section of a dictionary you would find these words.**

3. _____ giraffe
4. _____ wasp
5. _____ llama
6. _____ butterfly
7. _____ parrot
8. _____ snake

C **Place commas and colons where they belong.**

9. No,we will not be traveling through Belleville,New York.
10. George Blaurock was burned for his faith on September 6,1529.
11. For Bible memory we will memorize Philippians 2:1-10,Psalm 146,and John 1:1-5.
12. Charleston School had art,snack,and story on Friday.
13. Daniel read Psalm 23:1-3 for devotions.

D **Write words to complete the sentences.**

14. Writing is _____ with letters, words, _____, or pictures.
15. _____ is a good way to communicate because it can be _____ for many years.

We Remember

E **Circle *T* if the statement is *true* or *F* if it is *false.***

16. **T** **F** You will find meanings for words in an idex.
17. **T** **F** An index tells the page numbers of where to find information.
18. **T** **F** Use a glossary to find all the times a word is used in a book.
19. **T** **F** When someone gives instructions, look out the window.

F **Number the words in alphabetical order.**

20. ____ grass
    ____ gears
    ____ haystack
    ____ gallows
    ____ gallop

21. ____ crayon
    ____ bright
    ____ beam
    ____ crank
    ____ bench

G **Underline the verb twice in each sentence.**
Identify what kind of verb it is by writing *A* for *action* or *B* for *being.*

22. ____ Casey is with Harold at the fishing hole.
23. ____ First they found worms.
24. ____ Then they baited their lines.
25. ____ The fish were not in shallow pools at the edge of the fishing hole.
26. ____ The boys napped in the mid-afternoon sun.
27. ____ Finally they trudged home happy and tired.

H **Underline all the nouns. Write *s* above the noun that is the simple subject.**

28. Susan's heart filled with joy when she learned about Jesus.
29. A mockingbird twittered from the top of the pine tree.

Penmanship

Are you sitting straight?

○ **I** **Go to page 62. In your notebook, write the saying once for Lesson 11.**

Spelling – Word Pronunciation

Spelling Words

aboard	compass	good-bye	quiet	tourist
attend	errand	hotel	station	traffic
baggage	famous	India	ticket	travel

J **Write the spelling word for each pronunciation.**

30. kəm′ pəs _____
31. in′ dē ə _____
32. tu̇r′ ist _____
33. er′ ənd _____
34. ə tend′ _____
35. ti′ kət _____
36. hō tel′ _____
37. ə bȯrd′ _____

K **Write the spelling words that have each sound.**

38. ā _____ _____
39. ī _____ _____
40. ă _____ _____ _____

○ **L** **Write Section 3 spelling words in your notebook.**