

SAVVAS

Experience Chemistry[®]

SAVVAS
realize™



Start Your Experience Here

Experience It for Yourself

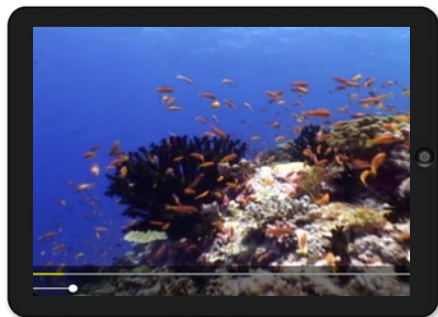
Your Savvas Realize™ classroom is an extension of your chemistry classroom.

Students will investigate through virtual labs, watch animations to explore complex concepts, and demonstrate understanding with assessments.

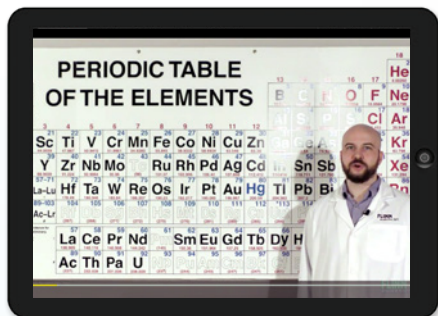
Log in and explore!

1. Go to **SavvasRealize.com**.
2. Select **"Try a Free Demo Today."**
3. Follow the prompts to create a free demo account.
4. Explore the engaging digital content.





Introduce and Explore Phenomena



Flinn Scientific®—Our Partner in Inquiry



Personalize and Customize with Ease



Realize Integrates with your Learning Management System

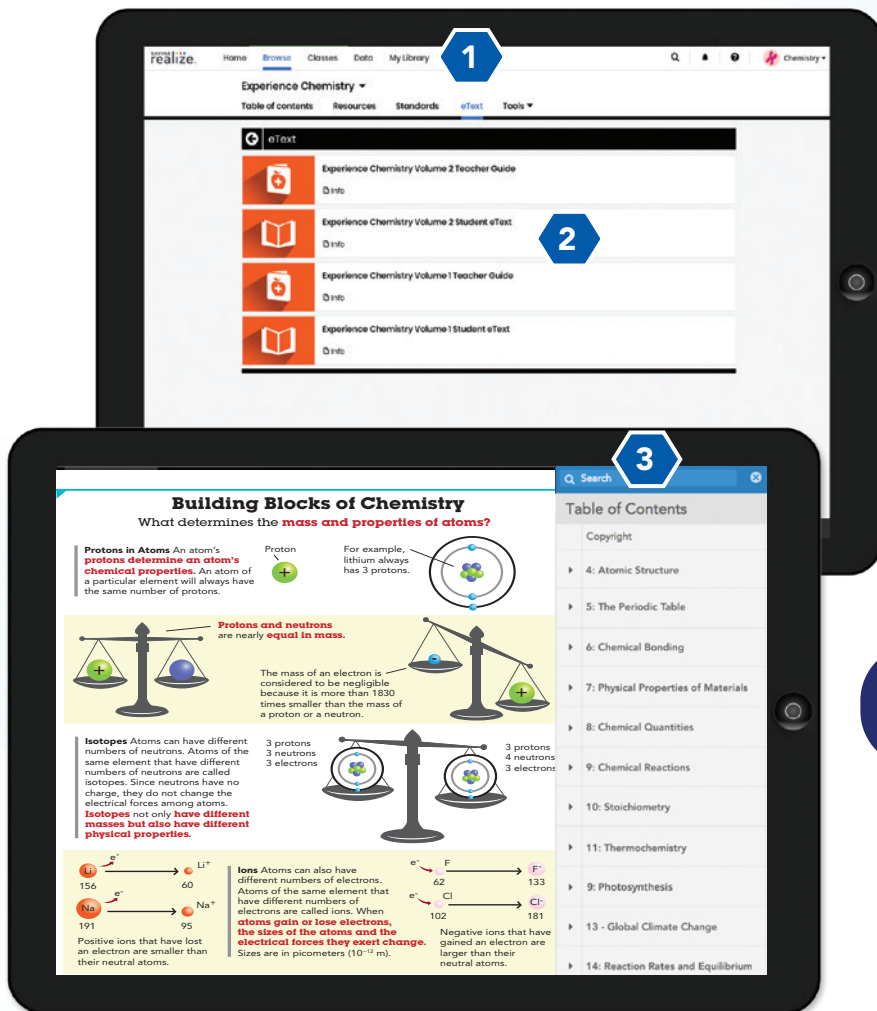
Realize is a Thin Common Cartridge (TCC) certified provider, so content runs on all compliant LMS platforms. Access all your digital content, virtual labs, simulations, assessments, and student data in ONE location. Look for faster integration and enhanced data-fidelity through LTI-Advantage (LTI-A).

Getting Started

Your Home Page

- 1 Click on BROWSE and select **Experience Chemistry**. You will be taken to the Table of Contents.
- 2 Manage your classes, assignments, and reports at a glance by clicking on CLASSES.
- 3 Click on DATA to view student data based on assigned work.
- 4 My Library includes a personal library to hold custom content, including playlists, links, attachments, and assessments.





Realize Reader™

- 1 While in the BROWSE tab, click eText at the top of the page to access your digital Student Experience Notebook or digital Teacher Guide.
- 2 Select the STUDENT EXPERIENCE NOTEBOOK eText.
- 3 The easy-to-navigate TABLE OF CONTENTS lists all the Storylines and Investigations. It also includes any saved bookmarks.

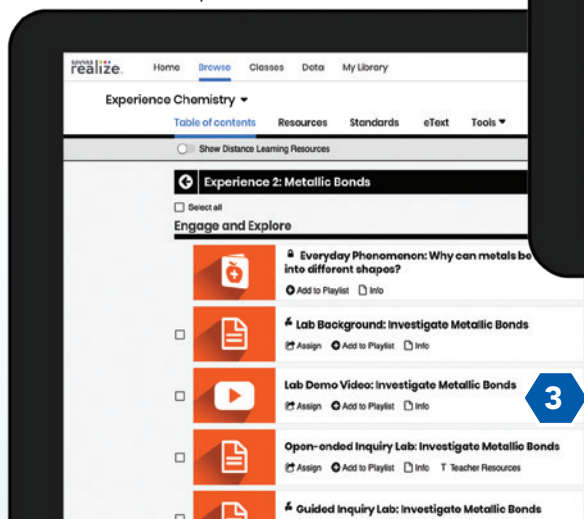
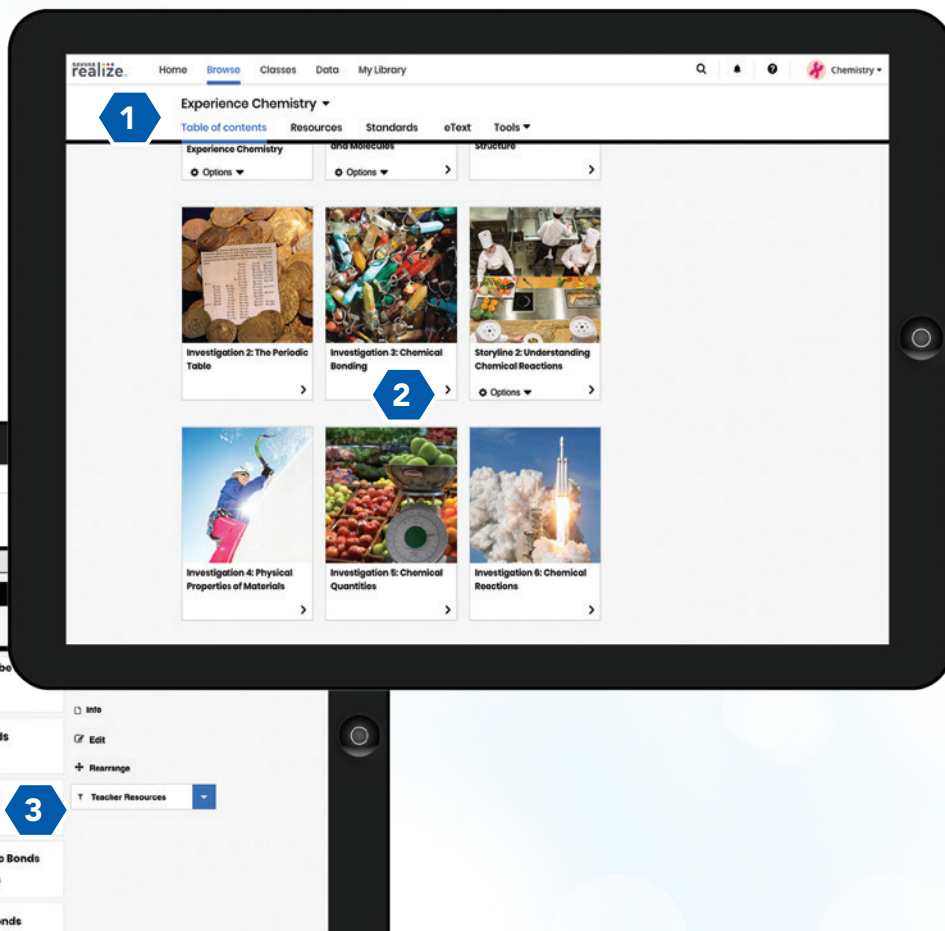
Access content online and offline. Everything syncs up when reconnected to the web.

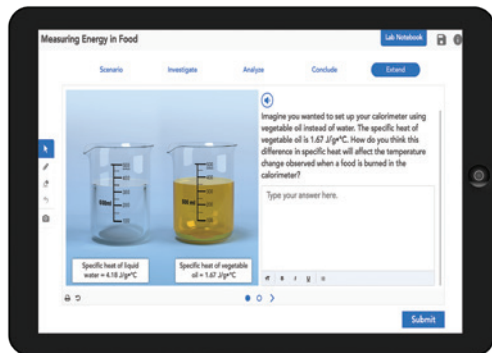
The Student Experience

Engage Students in Virtual Inquiry


On Realize students engage with phenomena through virtual labs, virtual reality simulations, PhET Simulations, animations, Virtual Nerd Math tutorials, and more. Student resources are accessible through the Table of Contents and on the Resources tab.

- 1 Navigate to the TABLE OF CONTENTS.
- 2 Select an INVESTIGATION and then an EXPERIENCE to review student activities.
- 3 Select from engaging phenomena videos, inquiry lab activities, simulations and more to preview the student experience.





Virtual Labs



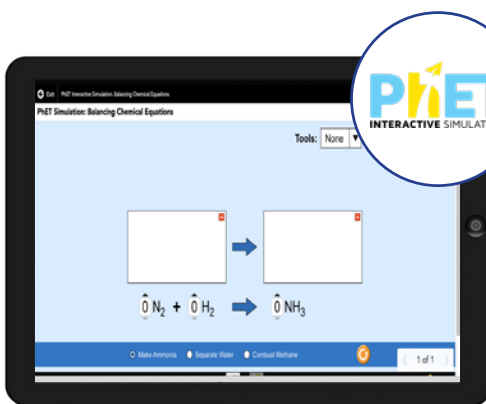
Phenomena Videos



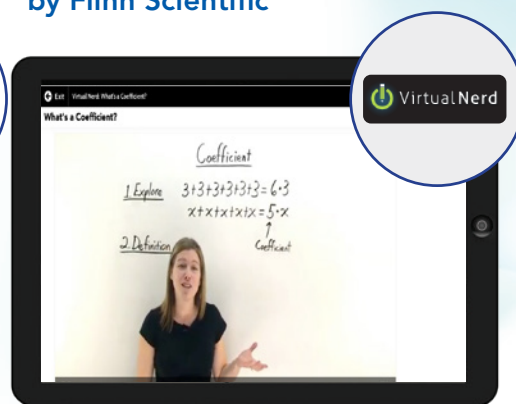
Virtual Reality Simulations
by Flinn Scientific



Lab Videos by Flinn Scientific



PhET™ Interactive Simulation
Videos



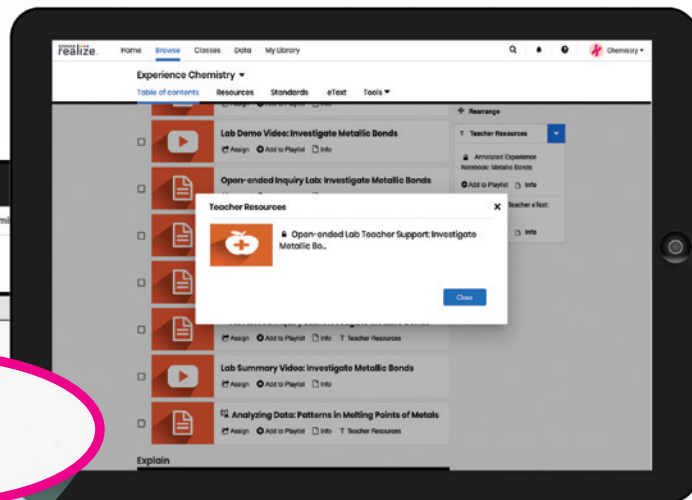
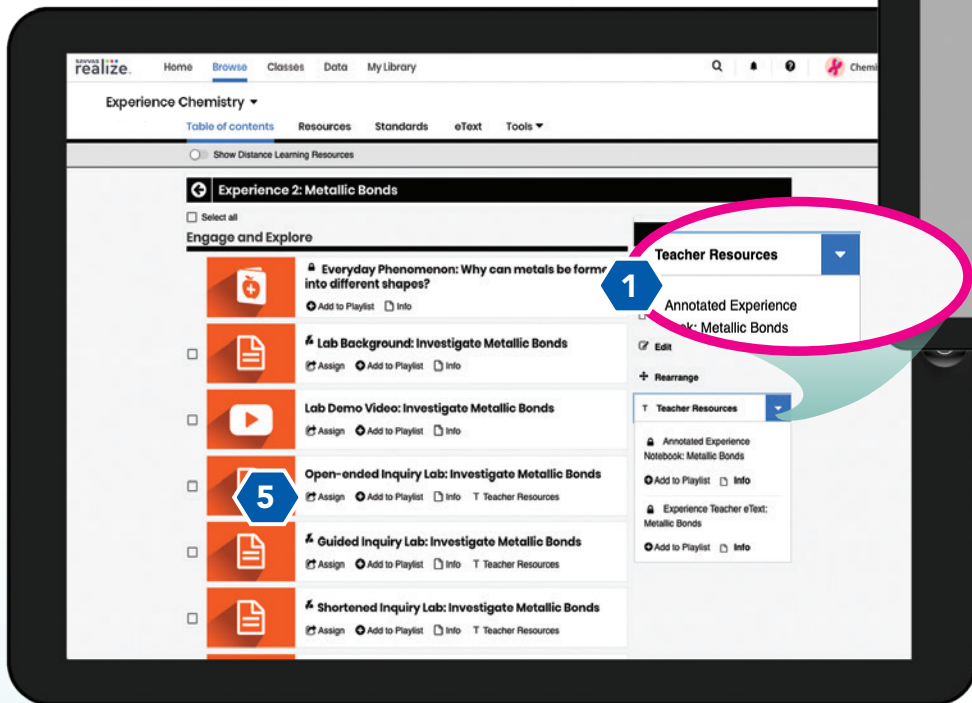
Virtual Nerd® Tutorial Videos

The Teacher Experience

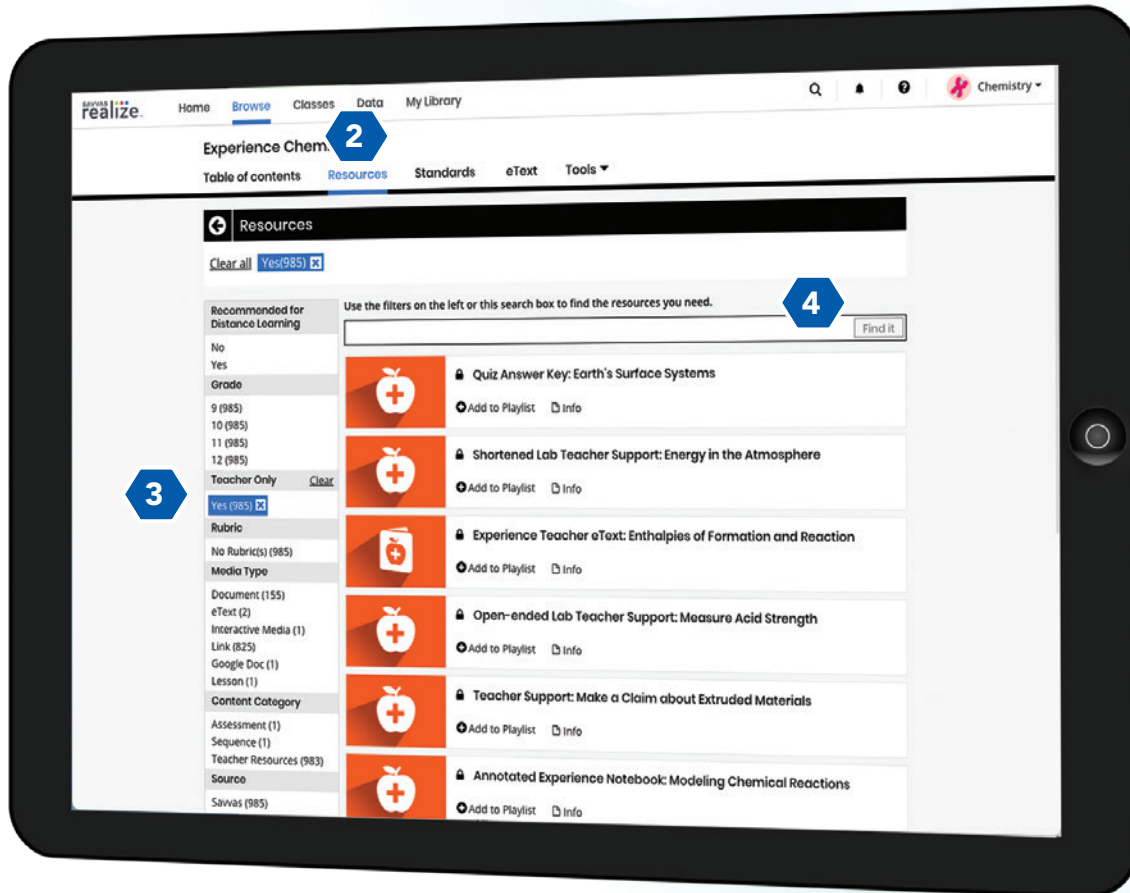
Phenomenal Teaching Resources

Teacher Resources are accessible at point of use from the Table of Contents or on the Resources Tab.

- 1 Select TEACHER RESOURCES next to the bolded **T** at either the right side of the page or next to select activities.



- 2 To review all teacher resources, select the RESOURCES tab at the top of the page.
- 3 Filter by TEACHER ONLY in the left navigation.
- 4 Use the filters on the left or the search box to find specific resources.
- 5 Edit and assign activities and assessments directly from the resources tab or at point-of-use in the Table of Contents.



Where Technology and Learning Meet

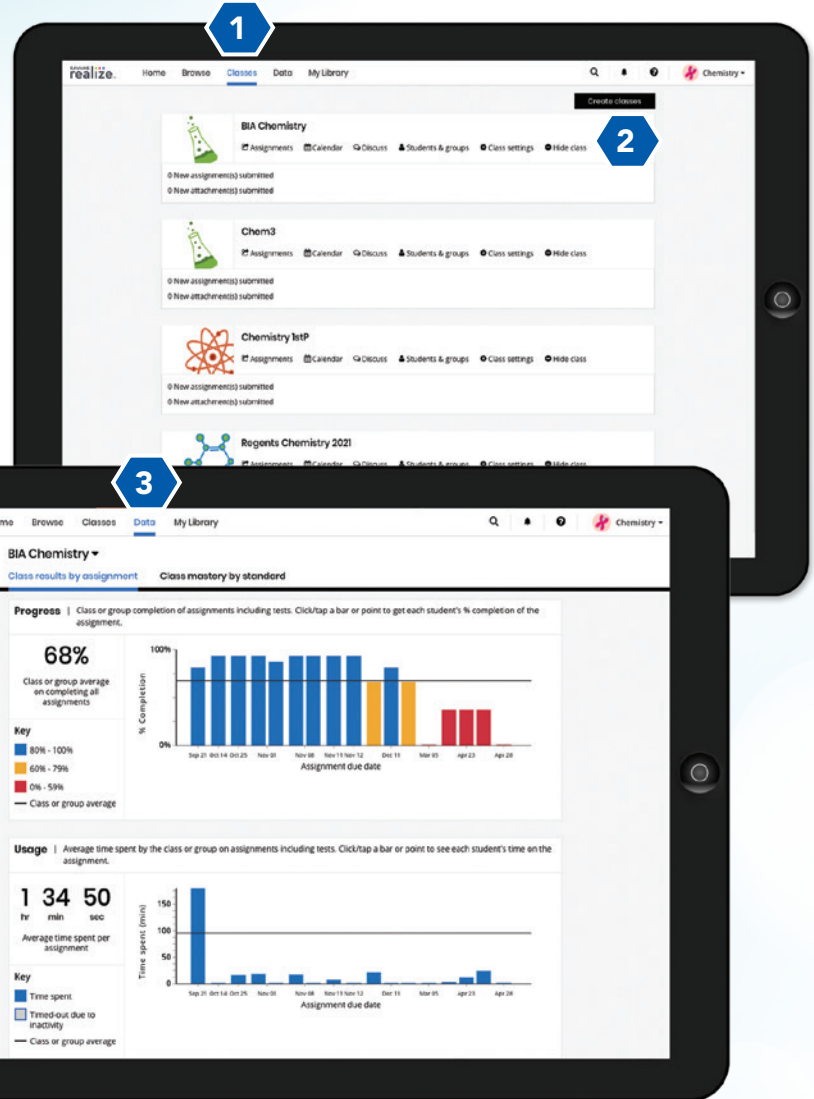
Realize is a partner with Google for Education™. Sharing content, assessments, and rosters is now easier than ever.

Classroom Management Tools

Meet Goals with Management Tools

Manage classes, assignments, and student progress with ease.

- 1 Click on CLASSES to manage your classes, assignments, and reports at a glance.
- 2 Use the links under the name of each class to manage assignments, the calendar, students and groups, and class settings.
- 3 Click on DATA to view student data based on assignments. Instantly access student and class data that show standards mastery on assessments, progress, and online activity.



LMS Integration

No matter what technologies you use, we have an integration for you.

SAVVAS
realize™

Rostering
Tools

Student
Information
System

Learning
Management
System

Productivity
Tools

Open
Educational
Resources

 ClassLink

 ONEROSTER®


Aeries®
Student Information System

*Infinite
Campus*


PowerSchool

 CANVAS


Google Classroom

 schoolology®



Google Drive


OneDrive

 Mosaic™ by ACT
Digital Learning Library

IMS GLOBAL®



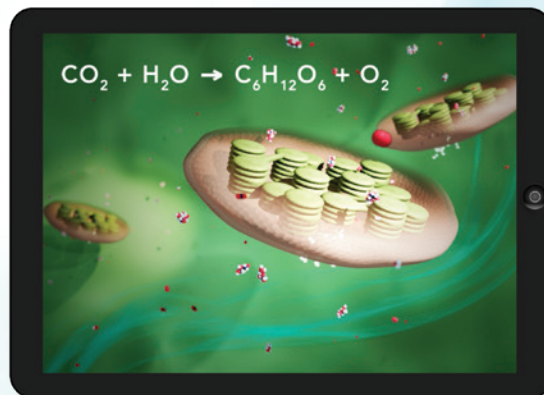
Google for Education
Partner

Experience Chemistry

Students make meaning of phenomena through a series of hands-on and virtual experiences.

Preview Virtual Labs, PhET Simulations, Lab Videos, and more!

Request login credentials at
Savvas.com.com/ExperienceChemistry



SAVVAS
LEARNING COMPANY

Savvas.com
800-848-9500

Copyright © 2021 Savvas Learning Company LLC. All Rights Reserved. **Savvas**™ and **Savvas Learning Company**® are the exclusive trademarks of Savvas Learning Company LLC in the US and in other countries.

All other logos are property of their respective owners and do not imply endorsements.

SAM: 9781418327392 ADV: 9781418327408

Join the Conversation
@SavvasLearning



Get Fresh Ideas for Teaching
 Blog.Savvas.com