




LI·F·E·P·A·C®

Spanish I



Alpha Omega Publications®

SPANISH 1 LIFEPAC THREE

CONTENTS

I.	HOUSE VOCABULARY	2
II.	ARTICLES AND NUMBERS	12
III.	FAMILY VOCABULARY, CONJUGATION OF <i>SER</i> , INTERROGATIVES.....	16
IV.	MONTHS, SEASONS, DAYS OF THE WEEK, TIME	25
V.	CONJUGATION OF <i>-ER</i> AND <i>-IR</i> VERBS	36
VI.	CONVERSATION, PRONUNCIATION, AND COMPREHENSION.....	45
VII.	VOCABULARY EXERCISES	51
VIII.	THE CULTURE OF MEXICO	56
	VOCABULARY LIST	60

Author:	Vicki Seeley Milunich, B.A., M.S. Ed.
Managing Editor:	Alan Christopherson, M.S.
Editors:	Brenda Hrbek, B.S. Ed. Christine E. Wilson, B.A., M.A.
Graphic Design:	Brian Ring, Jennifer Davis




Alpha Omega Publications®

804 N. 2nd Ave. E., Rock Rapids, IA 51246-1759

© MMX by Alpha Omega Publications, Inc. All rights reserved.

LIFEPAC is a registered trademark of Alpha Omega Publications, Inc.

All trademarks and/or service marks referenced in this material are the property of their respective owners. Alpha Omega Publications, Inc. makes no claim of ownership to any trademarks and/or service marks other than their own and their affiliates', and makes no claim of affiliation to any companies whose trademarks may be listed in this material, other than their own.

Note to Students: Whenever you are prompted to listen to an audio portion of an exercise (indicated by the  icon), a blank has been provided for you to record the audio CD track number. This will aid you in quickly locating the correct track number when you review.


SPANISH 1: LIFE PAC THREE

LA CASA Y LA FAMILIA

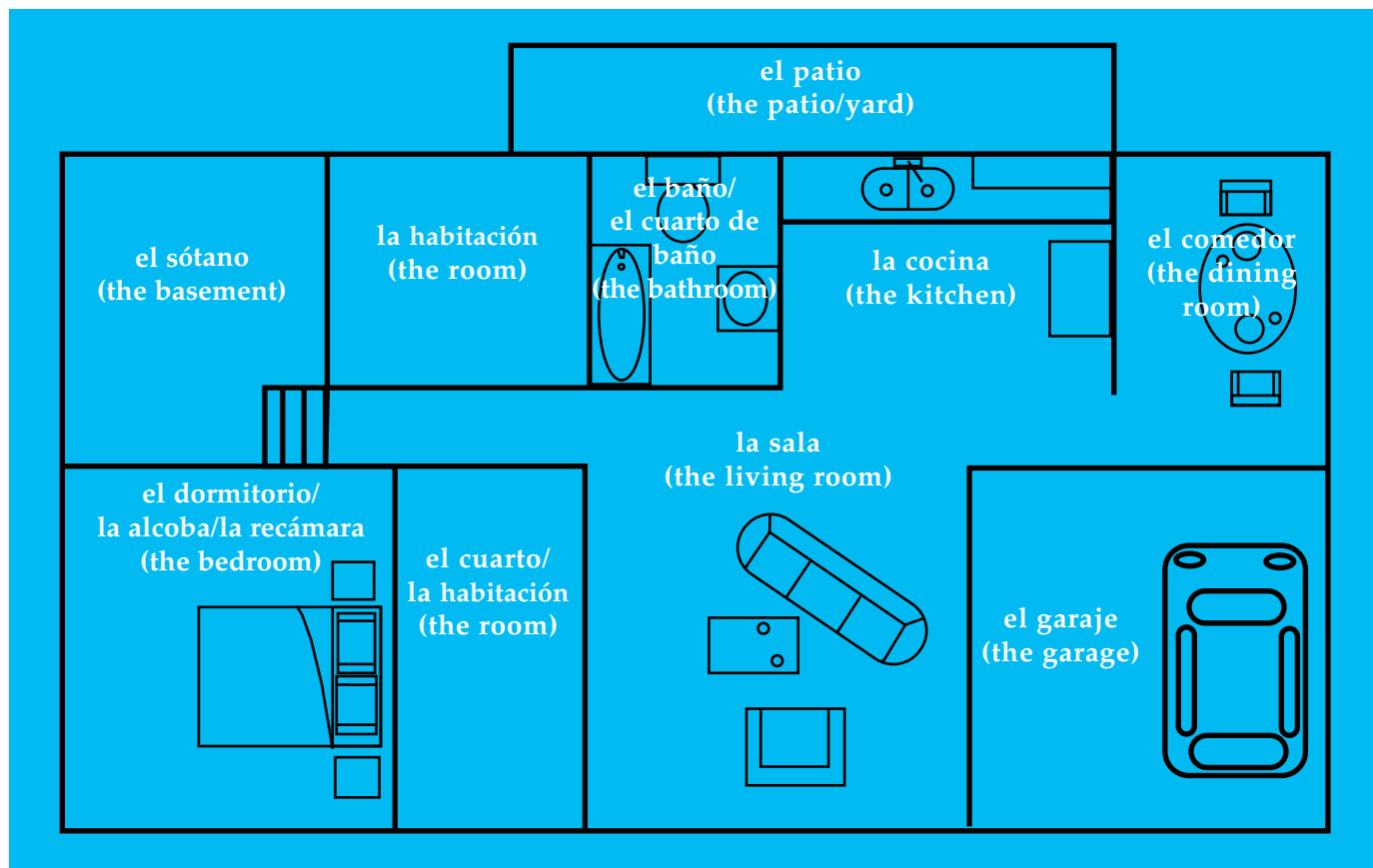
OBJECTIVES

When you have completed this LIFE PAC, you should be able to:

1. Use the following vocabulary:
 - a. family
 - b. home
 - c. time and dates
 - d. months and seasons
2. Use the following grammar concepts:
 - a. gender of nouns
 - b. definite and indefinite articles
 - c. writing/saying the date
 - d. telling time
3. Conjugate regular *-er* and *-ir* verbs.
4. Conjugate *ser*.
5. Form questions using interrogatives.
6. Explain the proper way to answer information questions.
7. Use numbers 11–31.
8. Relate culture from Mexico.
9. Reinforce topics previously presented in LIFE PAC 2.
10. Increase ability in reading, writing, listening, and speaking.



I. HOUSE VOCABULARY



Listen and repeat this house-related vocabulary. (CD Track # _____)

La casa – The house:

la sala (the living room)

la cocina (the kitchen)

el comedor (the dining room)

el dormitorio/la alcoba/

la recámara (the bedroom)

el patio (the patio/yard)

el sótano (the basement)

el baño/el cuarto de baño (the bathroom)

el garaje (the garage)

el cuarto/la habitación (the room)

- Notice that some words have more than one possible translation, such as bedroom. While all the translations are correct, one is often more common than the others, depending on the country or region of the country. For example, *la alcoba* is commonly used in Spain, while *la recámara* is commonly used in Mexico. While you may use whichever of the choices you want, you should memorize all of them.
- Also notice that the names of many rooms are related to verbs that are associated with that room. Consider these examples:

la cocina (the kitchen)

el comedor (the dining room)

el dormitorio (the bedroom)

el baño (the bathroom)

cocinar (to cook)

comer (to eat)

dormir (to sleep)

bañarse (to take a bath)

As you learn furniture vocabulary words, you'll notice that some of them are also related to other words. Use these word associations to help you remember the vocabulary. Here are some examples.

el librero (the bookcase/bookshelf)

el lavaplatos (the dishwasher)

el ropero (the closet)

el libro (the book)

lavar (to wash); **los platos** (the dishes)

la ropa (the clothing)



Listen and repeat. (CD Track # _____)

En la sala:

1. **el sofá** (the sofa)
2. **el sillón** (the armchair)
3. **la mesita** (the end table)
4. **la lámpara** (the lamp)
5. **el tapete** (the rug)
6. **el televisor** (the television set)
7. **el librero** (the bookcase/bookshelf)



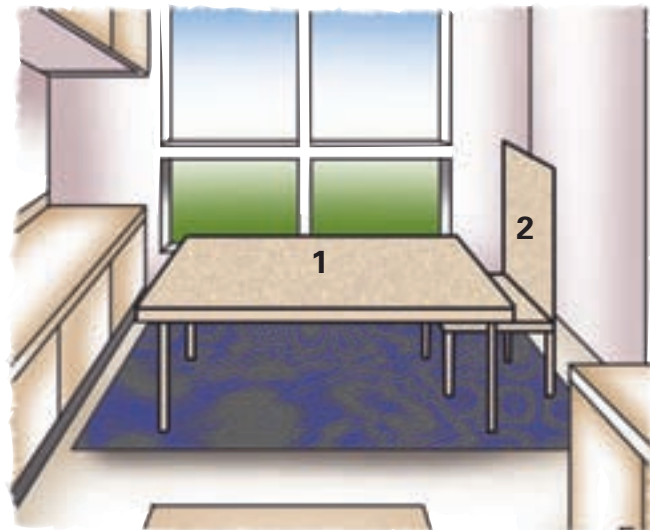
En la cocina:

1. **la estufa** (the stove)
2. **el refrigerador** (the refrigerator)
3. **el microondas** (the microwave)
4. **el fregadero** (the sink)
5. **el lavaplatos** (the dishwasher)



En el comedor:


1. **la mesa** (the table)
2. **la silla** (the chair)



En el dormitorio:

1. **la cama** (the bed)
2. **la cómoda** (the chest of drawers/dresser)
3. **el espejo** (the mirror)
4. **el armario/el ropero** (the closet)


not pictured: la mesa de noche (the night table)



En el cuarto de baño:

1. **la bañera** (the tub)
2. **el inodoro** (the toilet)
3. **el lavabo** (the sink)

*Notice that there are two different words for "sink." The kitchen sink is **el fregadero**, while the bathroom sink is **el lavabo**.



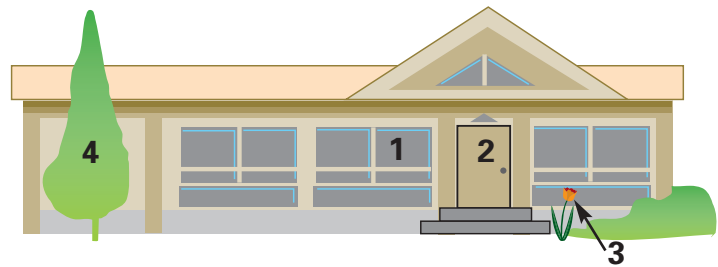
En el garaje:

1. **el coche/el carro/el auto** (the car)
2. **las herramientas** (tools)
3. **la bicicleta** (bicycle)



La casa:

1. **la ventana** (the window)
2. **la puerta** (the door)
3. **la flor** (the flower)
4. **el árbol** (the tree)





Fill in the rectangle with your “dream” house. You may draw your own furniture or cut pictures out of magazines and glue them on. Label the rooms and furniture in Spanish.

1.1



Adult check

Initial

Date



When you have completed your house, prepare a description to share with your classmates. Use the following to help you. Remember that *hay* means “there is” or “there are.”

1.2

Mi casa

Hay _____ habitaciones.

En la sala hay

En la cocina hay

En el comedor hay

En el dormitorio hay

En el patio hay



Adult check _____

Initial

Date



Grammar explanation: Gender of nouns

As you learned in Unit 2, all Spanish nouns and articles have “gender,” meaning they are either masculine or feminine. It is important to recognize and learn the gender of all nouns, as that is part of correct Spanish grammar. Remember that articles and nouns must agree, or “match” each other. For example, if a noun is masculine, only a masculine article can be used with it. If it is feminine, only a feminine article can be used with it. Remember that the masculine singular word for “the” is *el*, and the feminine singular word is *la*.

Here are some basic rules to help you to learn how to recognize the gender of Spanish nouns.

1. If a noun ends in *o* or refers to a man, it is usually masculine. In our house vocabulary we have the words: *el patio*, *el espejo*, and *el lavabo*, which are all masculine.
2. If a noun ends in *a*, *dad*, *tad*, *tud*, *sión*, *ción* or refers to a woman, it is usually feminine. In our house vocabulary we have *la casa*, *la sala*, and *la cocina*, which are all feminine.



Use the rules and decide whether you would use *el* or *la* with each of the following words.

1.3

a. _____ estrella

b. _____ ciudad

c. _____ disco

d. _____ nación

e. _____ zapato

f. _____ libro

g. _____ familia

h. _____ verdad

i. _____ teléfono

j. _____ cantidad

Nouns that refer to people will carry the gender of that person. For example, *la madre* is feminine because *madre* means “mother.” *El padre* is masculine because *padre* means “father.”



Which would you use to mean “the” before each of the following words? Their English meaning is given in parentheses.

- 1.4
- a. _____ señor (the man)
 - b. _____ hombre (the man)
 - c. _____ mujer (the woman)

Other words that do not follow the ending rules must be learned separately. We have already used a few: *el lápiz*, *el comedor*, *la clase*, *el papel*, *el sillón*.

There are also other words that do not adhere to the normal rules. For example, *la mano* (the hand) or *el mapa* (the map) do not follow the rules. There are also times when, for the sake of correct pronunciation, the “opposite” gender is used. For example, we say *el agua*, or *el hacha*, because both nouns begin with a stressed *a* sound which, when combined with the *a* of *la*, would cause the words to join together.

PLURAL

Making Plurals

Remember that there are two simple rules for making nouns plural:

1. If a noun ends in a vowel, add *s*. Study these examples:

la casa	las casas
la lámpara	las lámparas
el libro	los libros
el padre	los padres
la clase	las clases