

► **2nd Grade** | Unit 6

.....

YOUR FIVE SENSES

SCIENCE 206

Introduction |4

1. You Can See 7

The Eye |9

Helps for the Eye |15

Self Test 1 |24

2. You Can Smell 26

The Nose |27

Self Test 2 |31

3. You Can Hear 33

The Ear |34

Deaf People |36

Hearing God's Word |38

Self Test 3 |40

4. You Can Taste 42

The Tongue |43

Self Test 4 |47

5. You Can Feel 49

The Sense of Touch |50

Self Test 5 |56

LIFEPAC Test |Pull-out

Author:

Barry G. Burrus, M.Div., M.A., B.S.

Editor:

Alan Christopherson, M.S.

Media Credits:

Page 4: © kastari, iStock, Thinkstock; **23:** © Kubkoo, iStock, Thinkstock; **35:** © snapgalleria, iStock, Thinkstock; **37, 38:** © Jayesh, iStock, Thinkstock; **39:** © fleaz, iStock, Thinkstock; **44, 45:** © Dorling Kindersley, iStock, Thinkstock; **50:** © Bejena, iStock, Thinkstock; **57:** © MariaArefyeva, iStock, Thinkstock.




**804 N. 2nd Ave. E.
Rock Rapids, IA 51246-1759**

© MMX by Alpha Omega Publications, Inc. All rights reserved.
LIFEPAAC is a registered trademark of Alpha Omega Publications, Inc.

All trademarks and/or service marks referenced in this material are the property of their respective owners.
Alpha Omega Publications, Inc. makes no claim of ownership to any trademarks and/or service marks other than their own and their affiliates, and makes no claim of affiliation to any companies whose trademarks may be listed in this material, other than their own.

YOUR SENSES



God created you! He also created the world around you. To help you learn more about the world outside your body, God gave five senses to you: sight, smelling, hearing, **taste**, and **touch**. With these five senses, you can learn many things about God's creation. Your senses also help you to live safely and well in the world around you.

In this LIFEPAK®, you will learn more about each of your five senses. First, you will learn about sight and how you see with your eyes. Then you will learn about your sense of smell and your nose.

Next, you will learn more about the way you hear with your ears. Then you will learn about your sense of taste and your **tongue**. Finally, you will learn about your sense of touch and the way you normally feel things through touch.

Objectives

Read these objectives. They will tell what you will be able to do when you have finished this LIFEPAK®.

1. Name your five senses.
2. Tell how a blind person reads.
3. Describe how to talk to a deaf person.
4. Tell how to use each sense.

New Words

These words will appear in **boldface** (darker print) the first time they are used.

ability (ə bĭl ĭ tē). Skill and power to make, do, or think.

blind (blĭnd). Not able to see.

breathe (brēth). To take air into the lungs and let it out again.

cane (cān). A long stick.

chew (chōō). To move the teeth to break up food.

deaf (děf). Unable to hear.

doctor (dۆk tər). A person who treats or tests sick people.

eyeball (ī bōll). The ball-shaped part of the eye.

eyebrow (ī brou). The hair that grows above the eye.

eyelash (ī lăsh). The hairs that keep dirt out of the eye.

eyelid (ī līd). The covering of the eye.

magnify (măg nī fī). To make larger.

microscope (mī krə skōp). An instrument to look at very small things.

nostrils (nōs trəlz). The two holes at the end of the nose used for breathing.

nurse (nûrs). A person who helps sick people.

potato (pō tā' tō). A vegetable.

pray (prā). To talk to God.

radio (rā dē ō). An instrument that receives sound waves.

spoiled (spoild). Food that is rotten or has become bad to eat.

swallow (swōl lō). To make food go from the mouth into the stomach.

sweat (swět). Wetness that comes out through the skin to cool the body.

taste (tāst). To know the flavor of food.

telescope (těl ə skōp). An instrument to look at things far away.

tongue (tŭng). A part of the mouth.

touch (tuch). The sense of feeling things.

tube (tōob, tyōob). A round, hollow pipe.

1. YOU CAN SEE

One of your most important senses is sight. This sense allows you to see things. You are reading this sentence because you can see the letters and read the words. You would miss much of God's wonderful creation around you if you could not see. It is good to thank God for your sight and your **ability** to see.

In this section of the LIFE PAC, you will learn how you see. You will learn about people who cannot see with their eyes. You will find out how they can read without seeing the letters with their eyes.



Words to Study

ability (ə bĭl ĭ tē). Skill and power to make, do, or think.

blind (blĭnd). Not able to see.

cane (cān). A long stick.

doctor (dŏk tər). A person who treats or tests sick people.

eyeball (ī bŏll). The ball-shaped part of the eye.

eyebrow (ī brou). The hair that grows above the eye.

eyelash (ī lăsh). The hairs that keep dirt out of the eye.

eyelid (ī lĭd). The covering of the eye.

magnify (măg nĭ fĭ). To make larger.

microscope (mī krə skōp). An instrument to look at very small things.

nurse (nûrs). A person who helps sick people.

sweat (swět). Wetness that comes out through the skin to cool the body.

telescope (těl ə skōp). An instrument to look at things far away.

Special Word

Braille

Ask your teacher to say these words with you.



Teacher Check

Initial

Date



The Eye

Your sense of sight comes from your eyes. Your eyes allow you to see.

You see many **colors**.

You see many **shapes**.

You see things that are **big** and things that are **small**.

Much of what you will learn in life will come through your eyes and your sense of sight.

Before you learn more about your eyes, think about some things that your eyes allow you to see each day. For example, when you got out of bed today, you could see many things. Take some time to write down some of the things you have seen today.



Think about what you can see.

1.1

Write six things that you could see in your bedroom.

_____	_____
_____	_____
_____	_____

1.2 Write six things that you could see from your bedroom window (or another window).

_____	_____
_____	_____
_____	_____



As you went to eat breakfast this morning, you could see many things. Perhaps you saw some things in your kitchen.



Think about what you can see.

1.3 Write six things that you could see in your kitchen.

_____	_____
_____	_____
_____	_____



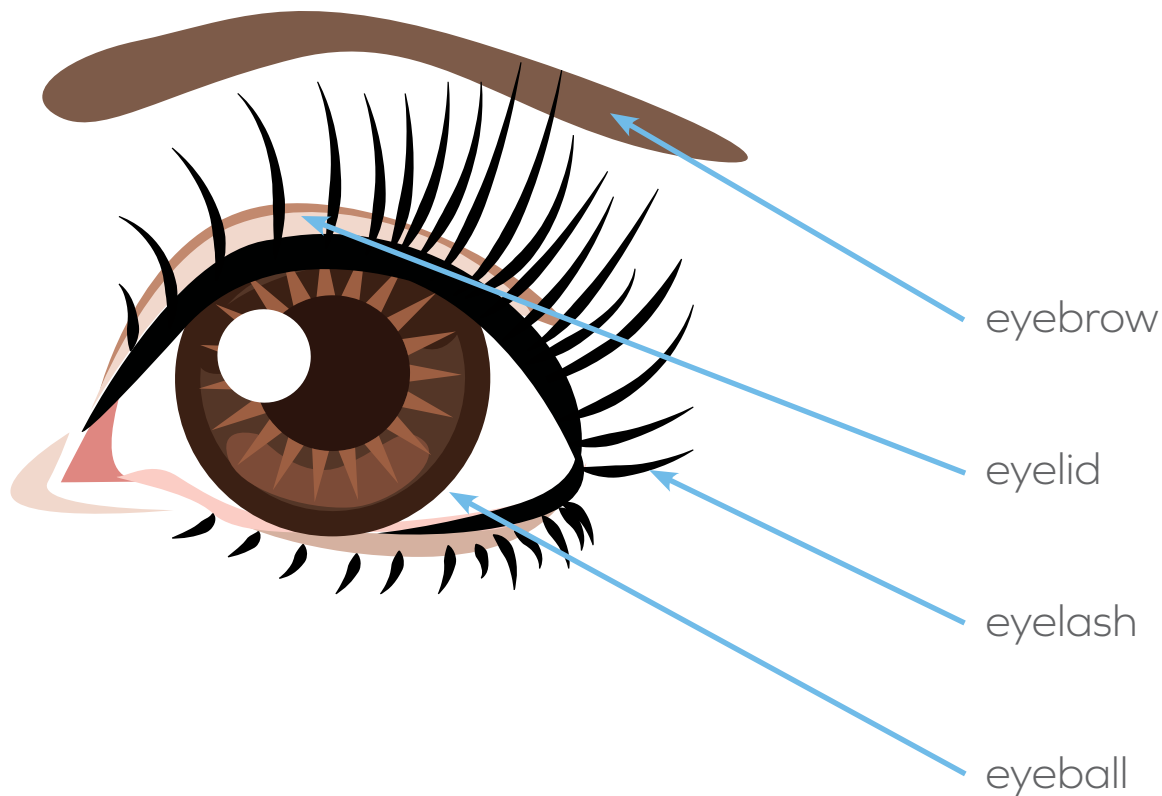
After breakfast, you soon started school. You probably saw other rooms in your home and also your schoolroom.



Think about what you can see.

1.4

Draw a picture of five things you saw in another room of your home or in your schoolroom today.



| The parts of the eye

You receive your sense of sight through your eyes. Each of your eyes has many parts. The most important part of the eye is the **eyeball**. Light from objects that you see enters the eyeball and allows you to see the objects. When it is dark, you cannot see well. There is not much light to enter your eyeball.

The eyeball has many little parts in it. Each little part does its job to help you see. You will learn more about these little parts of the eyeball in future science studies.

Another part of the eye is the **eyelid**. The eyelid opens and closes so the eyeball can work right. The eyelid closes to rest the eye. Tears in your eyes help to keep them clean. Your eyelids close when

you sleep. Sometimes your eyelids close quickly to protect your eyes.

The **eyelashes** are little hairs that stick out from the edge of your eyelids. Your eyelashes keep dirty things and dust from getting into your eyes.

The **eyebrows** are another group of hairs above your eyelids. The eyebrows help to make a wall above the eye. This wall of hair helps keep your eyes safe from dust, dirt, and **sweat** from your forehead.

Since your sight is so important, your eyes should be kept safe from harm. You must take care of your eyes. You have to be careful when you are playing. You must be careful with pointed things, like pencils. You must be careful about looking at bright lights. You should never look directly at the sun. You should wear dark glasses when you are in bright sunlight. Sometimes, people must wear special safety glasses to protect their eyes.



| The eyes are kept safe by special equipment.



Think about the eye.

1.5

Draw a line from each eye part to what each part does.

eyelash ▶

◀ makes a wall

eyeball ▶

◀ opens and closes

eyebrow ▶

◀ keeps out dirty things

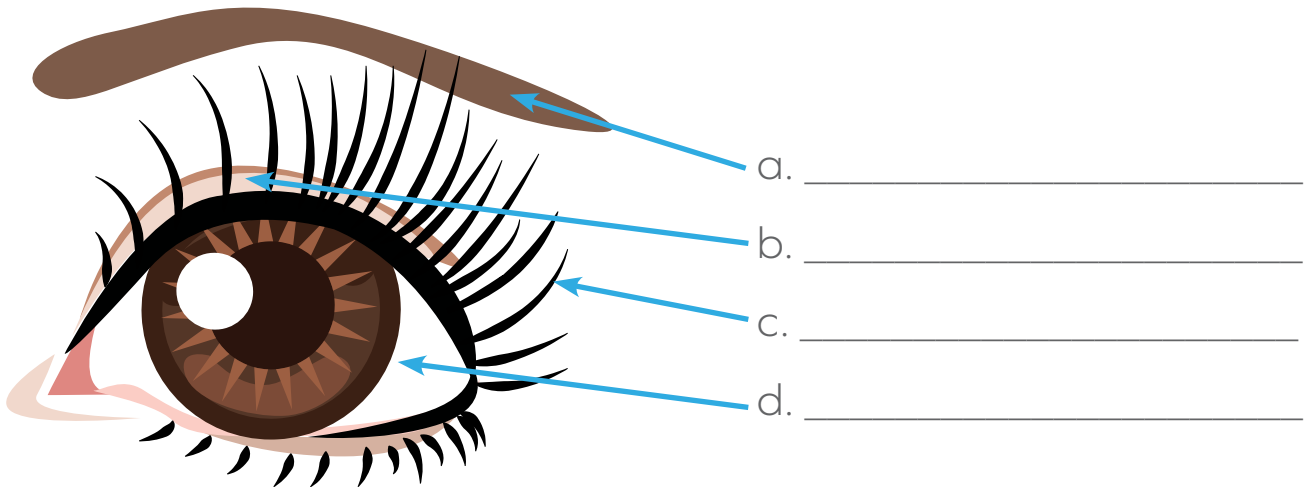
eyelid ▶

◀ does the seeing

1.6

Look at the picture of the eye below, and write these words on the right lines.

eyelash eyebrow eyeball eyelid



SELF TEST 1

Each answer = 1 point

Circle the best word. Write the correct word in each blank.

- 1.01** You see with your _____.
eyes ice
- 1.02** Tears help keep the eyes _____.
clean dry
- 1.03** When you sleep, your eyelids are _____.
open closed
- 1.04** Your eyebrows help keep your eyes _____.
open safe
- 1.05** Things that are too bright are _____ for
your eyes.
bad good

Draw a line from the beginning to the end of the sentence.

- | | | | | |
|--------------|----------------------|---|---|---------------------------|
| 1.06 | A blind person reads | ▶ | ◀ | Braille. |
| 1.07 | Your eyes see | ▶ | ◀ | God's world. |
| 1.08 | Your eyelid | ▶ | ◀ | read the letters. |
| 1.09 | The nurse has you | ▶ | ◀ | opens and shuts. |
| 1.010 | A magnifying glass | ▶ | ◀ | makes things look bigger. |



Teacher Check

Initial Date



My Score



Alpha Omega
PUBLICATIONS

804 N. 2nd Ave. E.
Rock Rapids, IA 51246-1759

800-622-3070
www.aop.com

SCI0206 – Feb '17 Printing

ISBN 978-0-7403-2241-9



9 780740 322419