


# Lesson 4



Use the color code to color by number. Finish coloring the picture.



go

go

og

sit

tis

sit

jam

jam

maj

pen

nep

pen

look

kool

look

he

eh

he

on

no

on

was

was

saw

**Top:** Circle the little word in each box that is the same as the big word.



Say your phone number.






Say your house/box number  
and your street/road name.



Say your birth date.

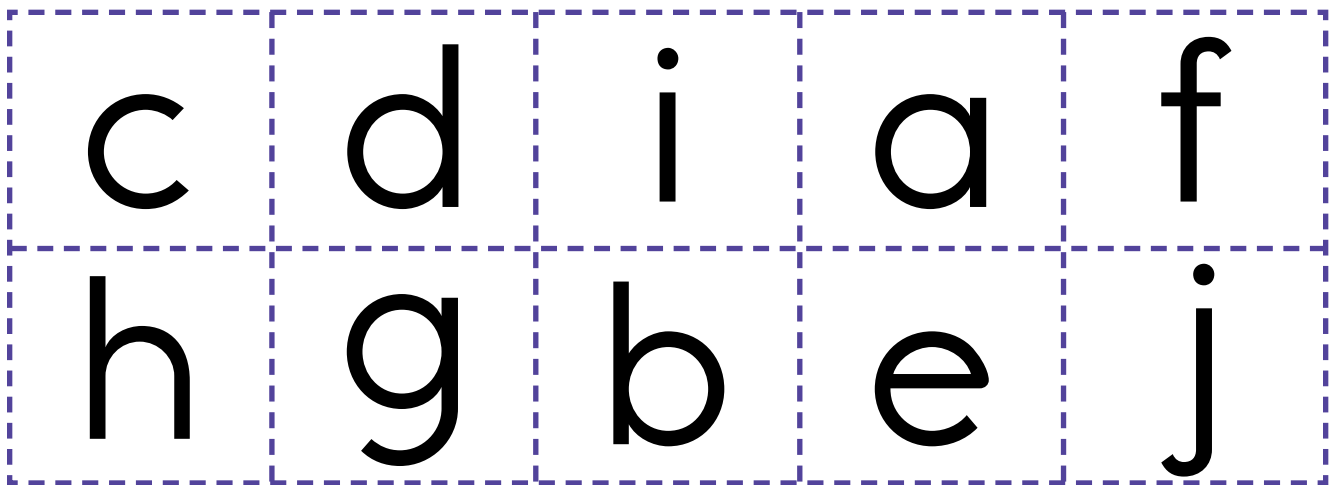




Say your city/town and  
state/province.



Look at the pictures. Children draw what they think will happen next.





Cut out the letters at the bottom. Glue each one under the picture that begins with that sound.  
 Pictures are ant, ball, cat, doll, envelope, fire, goose, hook, igloo, and jug.  
 Practice saying the alphabet through j.