




GET SET FOR SCHOOL®
by Learning Without Tears

4 Squares More Squares®

Fun, Engaging, Hands-On Math!



4 Squares More Squares®

Four Squares More Squares® brings geometry to life in the Pre-K classroom. The colorful, chunky Big Pieces appeal to children. They invite handling, arranging, and rearranging. They also stretch children's spatial awareness. The single square Little Pieces expand the fun and make the activities accessible to this age group. The product grows with the child as the skills advance from counting and matching to patterns, graphing, and beyond!

Four Squares More Squares Set

Take a look at the Big and Little Pieces and imagine the playful learning opportunities.

- **24 Big Pieces** Shapes made up of 4 squares; Each shape has its own color(s).
- **60 Little Pieces** Single squares; 10 of each color provide variety.
- **12 Boards** Laminated Pattern Boards are the background for making rectangles, squares, and steps.
The square and rectangular boards have two sides:
the puzzle side with outlines for specific pieces, and the plain side for free arrangement of shapes.
- **6 Colors** Red, yellow, blue, orange, green, purple make for easy sorting.
- **Scoring** Lines on each Big Piece show the 4 single squares.
An "X" on one side of each Little Piece distinguishes front and back for easy counting and placement on the boards.

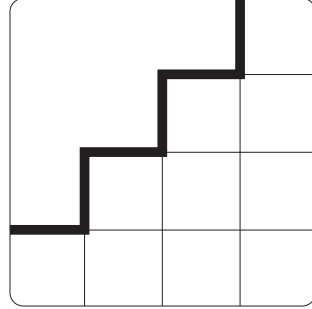
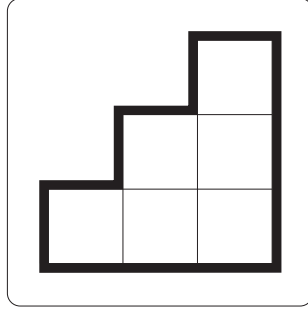



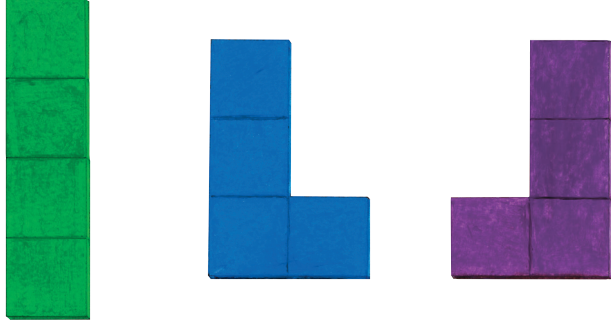

Get started using the 10 activities in this booklet. Create your own activities and let the children teach you theirs. Share your ideas with others through our website—hwt tears.com/foursquares.

Explore

The Explore section of each activity allows children to manipulate the shapes freely as a teacher asks guiding questions. They build oral language skills as they talk about what they are doing with the shapes. They also develop stronger spatial awareness (geometry) and social/emotional skills as they experience concepts through cooperative play.

Look What We're Learning

We're learning puzzles, shapes, and much more! See the bottom of each activity for the specific skills addressed.


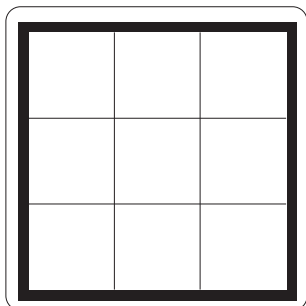




Let's Take Turns

Children use Big and Little Pieces to complete rectangles or squares.

Get Started:

Stack Big and Little Pieces by color for children to use.



Activity

Can you fit your Big Piece onto the Pattern Board?

- Give pairs of children a 2 x 3 board with the plain side facing up.
The first partner places one Big Piece on the board. The second partner places two Little Pieces on the board. Have children switch roles and repeat several times.
- **Now try placing one Little Piece first.** Have one partner place a Little Piece. **Find a Big Piece that fits in the space that is left.**
- Have the child with the Little Pieces place the last one on the board.
How can you find the piece that will fit? Children can switch roles and try placing the Little Piece in different positions.

Explore

Give pairs a 3 x 3 board with the plain side up. Have stacks of Big and Little Pieces in all colors on table.

How many squares are on this board?

Which Big Pieces can you use together to fill the board?

Are there some that don't go together?

Is there one color that will not fit on the board?

Look What We're Learning

Geometry
Measurement
Social/Emotional

Match shapes
Explore area
Take turns