

Learning and Working Together

GO ONLINE FOR
DIGITAL RESOURCES



VIDEO



INTERACTIVITY



AUDIO



GAMES



ASSESSMENT



eTEXT

The BIG Question



VIDEO

How do people best cooperate?



Lesson 1

Where We Learn

Lesson 2

We Work Together

Lesson 3

Rules and Laws

Lesson 4

Leaders Make Rules

Lesson 5

Good Citizens

Lesson 6

Stories of Good Citizens

Jumpstart Activity



INTERACTIVITY

Look at the picture. The girls and boys are working together to play a game. Act out how you work together with friends.



Read along while your teacher reads the text aloud.

 Sing  About It! 



AUDIO

We Go to School

Preview the chapter **vocabulary** by singing the song to the tune of “The Farmer in the Dell.”

We go to **school** each day.

We **learn** in every way.

We learn to read

And write and spell.

We learn to work and play.

Quest

Shared Discussion

Make a Rule for Your Class!

Quest Kick Off

I am Ollie Owl.
Can you help me make
some new class rules?
Rules help us work
together and stay safe.





1

Start With a Brainstorm

What are some rules you follow?

Draw your ideas.



INTERACTIVITY

Explore the rules you follow at school.



2

Look for **Quest** Connections

Do the activities.



3

Talk About Your **Quest** Findings

Tell the group about your new rule at the end of this chapter.

Where We Learn

Unlock The **BIG** Question

I will know
how to act
in school.



INTERACTIVITY

Participate in a class
discussion to preview the
content of this lesson.

Vocabulary

school
learn
choice

Jumpstart Activity

Turn and talk to a partner. Tell
what you do in school.

What We Do

School is a place where we learn
to read.

We find out something new when
we **learn**.

We learn how to share books.

We learn to sing songs, too.

1. ☒ **Reading Check** Talk about
what you learn in school.



How We Act

We have a **choice** about how we act.

A choice is the act of picking one thing from two or more things.

We can be kind to classmates.

We can help each other.

We can take turns on the slide.



✓ Lesson 1 Check



INTERACTIVITY

Check your understanding of the key ideas of this lesson.

- 2. Summarize Draw** a picture. **Show** a time when you might choose to take turns.
Talk about your picture.

A large, empty rectangular box with a thin blue border, intended for a student to draw a picture related to the lesson.

We Work Together

Unlock The **BIG** Question

I will know
how to get
along with
others.



INTERACTIVITY

Participate in a class
discussion to preview the
content of this lesson.

Vocabulary

cooperate
problem
solution

Jumpstart Activity

Turn to a partner. Show how
you get along.

How We Cooperate

It is important to **cooperate**.

We cooperate, or work together,
in class.

Then we help each other clean up.

Now we are on time.

We are ready to learn.

1. **✓ Reading Check** Tell how the
children in the picture cooperate.



How We Share

Sharing is a class rule.

We share many things in class.

We take turns with crayons
and blocks.

We share the space around
us, too.

Quest Connection

Tell how you
get along
by sharing
with others.



INTERACTIVITY

Learn more about sharing.

2. **✓ Reading Check** Write
and draw what you share in
school in the chart.

| | |
|----------|---|
| I share | <hr/> <hr/> <hr/> <hr/> <hr/> <hr/> <hr/> <hr/> |
| We share | |

What Is a Problem?

Sometimes we have a **problem**.

A problem needs to be solved.

We want to play with the same toy.

Or, we want the same crayon.

How do we work it out?



3. **✓ Reading Check** Look at the picture. Tell a partner about the problem.



How We Solve Problems

We find a way to solve the problem.

It is called a **solution**.

Think about rules you know.

We can decide together.

We can share.

We can take turns.

Lesson 2 Check



INTERACTIVITY

Check your understanding of the key ideas of this lesson.

4. Solve a Problem Act out a problem. **Talk** with a group about ways to solve it.

Solve a Problem

Dr. Martin Luther King, Jr. was a problem solver.

He was determined to change unfair laws.

He gave speeches and led marches.

He worked with other leaders.

The laws were changed.

You can solve problems, too.



1. Name the problem.
2. Find out about it.
3. Think about ways to solve it.
4. Decide which way works best.
5. Solve the problem.
6. Think about how your idea worked.

Your Turn!

1. **Look** at the picture. **Tell** a partner about the problem.

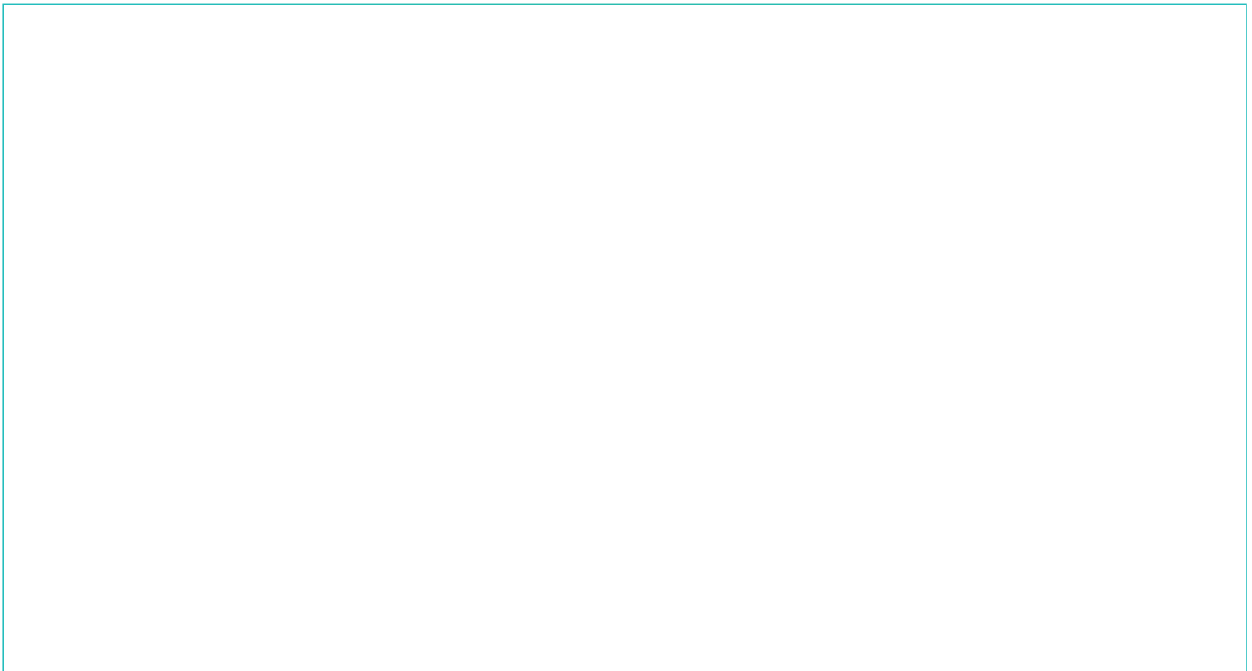


INTERACTIVITY

Review and practice what you learned about solving problems.



2. **Draw** a picture to show how you would solve this problem. **Talk** with your partner about your picture.



Rules and Laws

Unlock The **BIG** Question

I will know
about rules
and laws we
follow.



INTERACTIVITY

Participate in a class
discussion to preview the
content of this lesson.

Vocabulary

rule
community
law

Jumpstart Activity

Act out a way that you and your
family stay safe at home. Have a
partner guess what you are doing.

Rules at Home

A **rule** is something we must follow.
Rules keep us safe.

People can trip on toys and fall. We
pick up toys so no one gets hurt.

1. **✓ Reading Check Use Evidence**
From Text Underline why it is
good to pick up your toys.



Rules at School

It is up to each of us to follow rules.

We each raise a hand to talk.

Then everyone has a turn.

Everyone cleans up together.

Then our class stays clean.

We do not run in class.

Then everyone can stay safe.

Quest Connection

What is a safety rule you follow?



INTERACTIVITY

Explore safety rules.

2. **✓ Reading Check Highlight** what happens when we follow rules in school.



School Rules in the Past

Long ago, children also followed rules.



3. ☒ **Reading Check** **Compare and Contrast** Circle a rule that is the same as a rule that you follow today.



Laws in the Community

A **community** is a place where people live.

A **law** is a community rule we must follow.

We wear a seat belt in a car.

We throw trash in a can.

We wear a helmet when riding a bike.



Lesson 3 Check



INTERACTIVITY

Check your understanding of the key ideas of this lesson.

- 4. Main Idea Draw** a picture. **Show** a rule that you follow to make sure no one gets hurt. **Talk** clearly with a partner about your picture.

A large, empty rectangular box with a thin blue border, intended for a student to draw a picture illustrating a community rule.

Leaders Make Rules

Unlock The **BIG** Question

I will know
about
leaders who
make rules
and laws.



INTERACTIVITY

Participate in a class
discussion to preview the
content of this lesson.

Vocabulary

leader
government

Jumpstart Activity

Act out a rule you follow at home
or in school. Talk with a partner
about who made that rule.

Home and School Leaders

Parents, teachers, and coaches
are leaders.

A **leader** makes rules and helps us
to follow them.

The rules keep us safe and healthy.
Rules help us to get along and learn.

1.  **Reading Check** Underline the
names of leaders.



Community Leaders

There are leaders in our communities, too.

They can work in government.

A **government** is a group of people who work together. It makes rules and laws that people follow.



✓ Lesson 4 Check



INTERACTIVITY

Check your understanding of the key ideas of this lesson.

- 2. Draw** a picture of a leader in your home.
Show how she or he is making rules or helping you to follow them. **Label** your picture.

Unlock
The **BIG**
Question

I will know
what good
citizens do.



INTERACTIVITY

Participate in a class
discussion to preview the
content of this lesson.

Vocabulary

citizen
right

Jumpstart Activity

Act out how you are nice to
someone.

What Is a Citizen?

A **citizen** is a person who is a
member of a state or country.
Good citizens help other people.
They follow rules and laws.
They work to make things better.

1. **✓ Reading Check** Look at the
picture. Tell how the people in
the picture are good citizens.





César Chávez

César Chávez worked on a farm as a boy.

He saw that farmworkers were not treated fairly.

César felt determined to help.

When he grew up he had courage to help workers get rest breaks.

They got clean drinking water and better pay, too.

2. **✓ Reading Check Use Evidence**
From Text Highlight how César Chávez helped farmworkers.

Malala Yousafzai

Malala lived in Pakistan.

Some people there did not want girls to go to school.

But Malala was determined to learn.

She gave speeches to let people know this was not fair.

It was patriotic of Malala to help girls in her country go to school.

Today, she helps girls everywhere.

3. ☒ **Reading Check** Underline why Malala is a good citizen.





Iqbal Masih

A **right** is what you are free to do.

Iqbal did not have rights as a child.

He had to work many hours a day.

He could not go to school.

Iqbal felt responsible for helping.

Iqbal had courage to give a speech.

He was honest about how children that had to work were treated.

Now the children have rights.

✓ Lesson 5 Check



INTERACTIVITY

Check your understanding of the key ideas of this lesson.

4. Solve Problems Tell how the good citizens in this lesson helped to solve problems.

Stories of Good Citizens

Unlock The **BIG** Question

I will read
and know
stories
about good
citizens.



INTERACTIVITY

Participate in a class
discussion to preview the
content of this lesson.

Vocabulary

responsibility

Jumpstart Activity

Show how you are a good friend.

The Lion and the Mouse

A lion was asleep in the forest.

A little mouse woke up the lion.

The lion was angry and grabbed him.


The mouse asked to be let go.

The lion laughed but let him go.

One day the lion got caught in a net.

The mouse heard the lion roar.





He cut the net with his tiny teeth.
The lion got free and thanked him.

A good citizen has responsibilities.
A **responsibility** is something you
should do.

*One responsibility of a good citizen
is helping a friend in need.*

Quest Connection

What is a
rule that
the mouse
followed?



INTERACTIVITY

Learn more about being a
good citizen.

1. **✓ Reading Check Use Evidence**
From Text Underline how the
mouse was being responsible.

The Bundle of Sticks

A father had three sons.

The sons did not like to work together.

He gave one son a bundle of sticks.

He asked his son to break the bundle.

The son could not do it.

The other sons could not do it either.

The father gave each son one stick.

He asked them each to break his own stick.

And they could.

The sons were stronger because they worked together.



When citizens work together they make their state or country stronger.



✓ Lesson 6 Check



INTERACTIVITY

Check your understanding of the key ideas of this lesson.

2. **Compare and Contrast Draw** a picture.
Show how you are responsible.
Tell a partner about your picture.

A large, empty rectangular box with a thin blue border, intended for a student to draw a picture.

Distinguish Fact From Fiction

A fact is true.

Fiction is not true.

It is made up.

Fact



Benjamin Franklin was a patriot. He was a leader of our country.

Fiction



Jack showed courage. He chopped down the beanstalk so the giant would not get him.

Your Turn!

Look at the pictures.


Read the sentences.

1. **Highlight** the sentence that gives a fact.
2. **Circle** the sentence that is fiction.




INTERACTIVITY

Review and practice what you learned about fact and fiction.




The pigs were determined to keep out the wolf. They built houses made of straw, sticks, and bricks.



George Washington was a patriot. He was the first president of our country.

**Quality:
Commitment**



Jaime Escalante **A Helpful Teacher**

Jaime Escalante was a math teacher.

Many of the students in his class had problems at school or home.

Jaime made a commitment, or promise, to them.

He would make sure his class could do hard math problems.

His class had to work hard.

Jaime and his class did not give up.



Talk and Share

Work with a partner.

Tell about a time when you worked hard to learn something.

Tell if you showed a commitment to learning it.



✓ Assessment



Play the vocabulary game.

Vocabulary and Key Ideas

1. **Draw** a picture. **Show** how you **cooperate** with others.



2. **Distinguish Fact From Fiction** **Underline** the fact.



The mouse helped the lion get free from the net.



A good citizen is a person who helps others.

3. **Draw** a line. **Match** a **rule** or **law** to the place where you follow it.



home

community

school

Critical Thinking and Writing

4. **Look** at the picture. **Tell** a partner how you would solve the **problem**.



Quest Findings



INTERACTIVITY

Use this activity to help you prepare to tell about your rule.

Make Your Rule

It is time to put it all together
and tell about your rule!

1

Prepare to Speak

What kind of rule does your class need?

Will you write about working together?

Will you write about keeping safe?

2

Tell and Draw

Use words to tell about your rule.

Draw pictures, too.

3

Share Your Rule!

Read your rule to the class.

Tell about your picture.

