



Zaner-Bloser

# SPELLING CONNECTIONS

A Word Study Approach



Zaner-Bloser  
SAMPLE

**Author:** J. Richard Gentry, PhD

© 2022 Zaner-Bloser, Inc. All rights reserved.

ISBN 978-1-4531-3694-2

No part of this publication may be reproduced or transmitted in any form or by any means, electronic or mechanical, including photocopying, recording, or by any information storage and retrieval system, without the prior written permission of the Publisher. The Publisher has made every effort to trace ownership of all copyrighted material and to secure necessary permissions. If questions about the use of any material arise, the Publisher will make any necessary corrections.

This book is printed on paper certified by third-party standards for sustainably managed forestry.

Zaner-Bloser, Inc.  
800.421.3018  
zaner-bloser.com

Printed in the United States of America

1 2 3 4 5 6 7 8 9 10 240030 26 25 24 23 22 21

ZB Code 22

# Table of **CONTENTS**

Using the Digital Tutor . . . . . 1

## **UNIT 1**

Short a . . . . . 2

## **UNIT 2**

Short e . . . . . 8

## **UNIT 3**

Short i . . . . . 14

## **UNIT 4**

Short o . . . . . 20

## **UNIT 5**

Short u . . . . . 26

## **UNIT 6**

Review . . . . . 32

## **UNIT 7**

/ô/ Spelled al . . . . . 36

## **UNIT 8**

Blend: nk, Digraph: ng . . . . . 42

## **UNIT 9**

Short Vowel Sounds . . . . . 48

## **UNIT 10**

Vowel-Consonant-e . . . . . 54

## **UNIT 11**

Long a: a-Consonant-e, ai, ay . . . . 60

## **UNIT 12**

Review . . . . . 66

## **UNIT 13**

Long e: ee, ea . . . . . 70

## **UNIT 14**

Long i: i, y, i-Consonant-e . . . . . 76

## **UNIT 15**

Long o: o, oa, ow . . . . . 82

## **UNIT 16**

/k/ Spelled c, k, ck . . . . . 88

## **UNIT 17**


Words with Silent Letters . . . . . 94

## **UNIT 18**

Review . . . . . 100

## **UNIT 19**

Diphthongs: oi, oy . . . . . 104



## UNIT 20

Inflectional Endings: -s, -es . . . . 110

## UNIT 21

Inflectional Endings: -ed, -ing . . 116

## UNIT 22

Prefixes: un-, re-, dis- . . . . . 122

## UNIT 23

Vowel Digraphs: Long  
and Short oo . . . . . 128

## UNIT 24

Review . . . . . 134

## UNIT 25

Diphthongs: ow, ou. . . . . 138

## UNIT 26

Double Consonants in  
Middle of Words . . . . . 144

## UNIT 27

Inflectional Endings: -er, -est . . 150

## UNIT 28

Final Stable Syllable: -le . . . . . 156

## UNIT 29

Contractions and  
Abbreviations. . . . . 162

## UNIT 30

Review . . . . . 168

## UNIT 31

r-Controlled Vowels /är/, /ûr/ . . 172

## UNIT 32

r-Controlled Vowel /ôr/: or,  
ore, oor . . . . . 178

## UNIT 33

Digraphs: sh, th. . . . . 184

## UNIT 34

Digraphs: ch, wh;  
Trigraph: tch . . . . . 190

## UNIT 35

Compound Words . . . . . 196

## UNIT 36

Review . . . . . 202

## Handwriting Models

Manuscript. . . . . 206

## Handwriting Models

Cursive. . . . . 207

Using a Dictionary . . . . . 208

Using a Thesaurus . . . . . 209



# Using the DIGITAL TUTOR

You can scan the QR codes in this book for more practice with your spelling words. Here's what to do:

1. Use a mobile device to scan the QR code.
2. Choose your level—circle, diamond, or square.
3. Tap *play* to hear your spelling words read aloud and used in a sentence.
4. Practice spelling the words correctly on paper.
5. Tap *check* to see if you spelled each word right.



# WORD STUDY



## Prefixes: un-, re-, dis-

The prefixes **un-**, **re-**, and **dis-** can be added to the beginning of a base word to make a new word, as in **untie**, **reread**, and **dislike**.



### READ the spelling words and sentences.

- |             |                |  |
|-------------|----------------|--|
| 1. unplug   | <i>unplug</i>  | Please <b>unplug</b> the fan.              |
| 2. unsafe   | <i>unsafe</i>  | Biking without a helmet is <b>unsafe</b> . |
| 3. reread   | <i>reread</i>  | I will <b>reread</b> the book.             |
| 4. rename   | <i>rename</i>  | Nate had to <b>rename</b> his story.       |
| 5. dislike  | <i>dislike</i> | She has a <b>dislike</b> of iced tea.      |
| 6. unpack   | <i>unpack</i>  | They will <b>unpack</b> after their trip.  |
| 7. untie    | <i>untie</i>   | I cannot <b>untie</b> this knot.           |
| 8. unload   | <i>unload</i>  | Ask Leo to <b>unload</b> the dishwasher.   |
| 9. recheck  | <i>recheck</i> | Let me <b>recheck</b> that answer.         |
| 10. refresh | <i>refresh</i> | A shower will <b>refresh</b> you.          |

### SORT the spelling words on a separate piece of paper.

- 1–5. Write the words with the prefix **un-**.
- 6–9. Write the words with the prefix **re-**.
10. Write the word with the prefix **dis-**.





# Connect to **ABC** PHONICS

## Word Structure

Add **un-** or **re-** to each base word to make a spelling word. Write each word.

1. fresh

4. load

2. pack

5. check

3. read



## Word Analysis

Write the spelling word that fits each clue.

6. It has seven letters and a base word that rhymes with **hike**.

7. It begins like **until** and has a base word that rhymes with **by**.

8. It has six letters and a base word that rhymes with **snug**.

9. It begins like **rain** and has a base word that rhymes with **game**.



## Dictionary Check

Write the spelling word that would be on the same dictionary page as the pair of **guide words** below.

10. unrest • unseen

## READING



Prefixes: un-, re-, dis-

## Word Meanings

Write the spelling word that means the same as the underlined words.

1. I will read those directions again.

2. Librarians do not like noise in the library.

3. It is not safe to ride a bike without shoes.

4. Sasha will check her spelling again.

unplug  
unsafe  
reread  
rename  
dislike  
unpack  
untie  
unload  
recheck  
refresh

## Use Context Clues

Write the spelling word that completes each sentence.  
The base word is shown in parentheses.

5. \_\_\_\_\_ the phone charger before you leave. (plug)

6. A short nap should \_\_\_\_\_ you. (fresh)

7. \_\_\_\_\_ the bags from the car. (load)

8. The sailor couldn't \_\_\_\_\_ the knot from the rope. (tie)

9. I helped my best friend \_\_\_\_\_ some boxes. (pack)



Connect to



# WRITING







## Informational Text: Proofread a List

Circle five words that are not spelled correctly in the list below. Then rewrite the list on the lines using correct spelling. Make the corrections shown by the proofreading marks, too.

### Things to Do This Week

1. Rechek my math homework.
2. Make a list of songs I dislike.
3. Rereed my favorite book.
4. Unpak everything <sup>from</sup> my book bag.
5. Reename my pet fish.

### Proofreading Marks

-  Make uppercase
-  Make lowercase
-  Add
-  Delete
-  Add a period
-  Indent

## WORD STUDY



Prefixes: un-, re-, dis-

unplug  
unload  
refresh  
repaint

dislike  
unlock  
distrust  
undo

uncover  
unsafe  
untie  
rewrite

unlucky  
unhappy  
rename  
reread

unpack  
recheck  
dishonest  
refill

## Word Building

Add a prefix to each base word to make a word from the list above.

1. trust

---

---

---

---

---

2. happy

---

---

---

---

---

3. cover

---

---

---

---

---

4. write

---

---

---

---

---

5. lucky

---

---

---

---

---

## Meaning Mastery

Remove the ending from each word and write the word from the list.

6. unpacked

---

---

---

---

---

9. rereading

---

---

---

---

---

7. refilling

---

---

---

---

---

10. disliked

---

---

---

---

---

8. undoing

---

---

---

---

---

Apply to

# CONTENT

Areas

## Literary Text: Social Studies

Read the story. It has lots of words with the prefixes **un-**, **re-**, and **dis-**. Then answer the questions below the story.

I was unhappy. My baseball team had just lost the playoffs because of an unlucky play. Dad left me a note that said, “We’re going on a trip to the Grand Canyon in Arizona! It will be a fun way to refresh ourselves!”

I had to reread the note because I was filled with distrust. My dad was not dishonest, but I was surprised. Before we left we had to unplug the appliances and refill the gas tank. Then we were off.

After a very long drive, we finally arrived at a cabin. We had to unlock the door, unload the car, and unpack our bags. The next day, we saw an amazing waterfall, went hiking, and crossed a glass bridge. There was nothing to dislike!



1. Why did Dad think they should go on the trip?

---



---



---

2. Write the sentence from the story that tells what they did when they arrived at the cabin. Circle the words that have prefixes.

---



---



---



---



---



Zaner-Bloser



# SPELLING CONNECTIONS

A Word Study Approach

**ZB Zaner-Bloser**

A Highlights Company

800.421.3018 | [zaner-bloser.com](http://zaner-bloser.com)

2

ISBN 978-1-4531-3694-2



9 781453 136942