

Contents

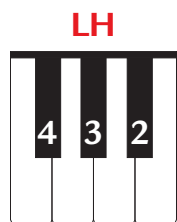
How to Sit at the Piano	3	$\frac{3}{4}$ Time & Dotted Half Notes	27
Left-Hand Finger Numbers	4	<i>Ready to Play</i>	
Right-Hand Finger Numbers	5	<i>Play $\frac{3}{4}$ Time</i>	
The Keyboard	6	Moderately Loud Sounds	28
Two-Black Key Groups		<i>Yankee Doodle</i>	
Three-Black Key Groups	7	The Staff	29
Playing Two Black Keys	8	Line Notes on the Staff	
Quarter Note	9	Space Notes on the Staff	
<i>Right-Hand Marching</i>		Treble Clef	30
<i>Left-Hand Walking</i>		Steps	
Playing Three Black Keys	10	<i>Take a Step</i>	
Quarter Rest	11	<i>Stepping Fun</i>	31
<i>A Mouse's Melody</i>		<i>Right-Hand Song</i>	
<i>A Bear's Song</i>		Bass Clef	32
Half Note	12	<i>Stepping Down</i>	
<i>Hot Cross Buns</i>		<i>Music to Share</i>	33
Whole Note	13	<i>Left-Hand Song</i>	
<i>Old MacDonald Had a Farm</i>		Skips	34
White Keys	14	<i>Music Friend</i>	
Finding D on the Keyboard	15	<i>Circle Time</i>	
<i>The D Song</i>		The Grand Staff	35
Finding C on the Keyboard	16	Middle C Position on the Grand Staff	
<i>The C Song</i>		<i>Just for You</i>	36
Finding E on the Keyboard	17	Half Rest	37
<i>The E Song</i>		<i>Haydn's Symphony</i>	
<i>Go Tell Aunt Rhody (for RH)</i>	18	<i>London Bridge</i>	38
<i>Go Tell Aunt Rhody (for LH)</i>	19	<i>Twinkle, Twinkle, Little Star</i>	39
Review C, D, E	20	<i>Jingle Bells</i>	40
<i>The C Song, Again</i>		<i>New C</i>	41
Finding B on the Keyboard	21	<i>Three "D"-lightful Friends</i>	
<i>The B Song</i>		<i>Finger 3 on E</i>	42
Finding A on the Keyboard	22	<i>Great Big Day</i>	
<i>The A Song</i>		C Position on the Grand Staff	43
Whole Rest	23	<i>Ode to Joy</i>	
<i>Little Dance</i>		<i>Row, Row, Row Your Boat</i>	44
<i>Rainy Day</i>		<i>Hush, Little Baby</i>	45
Finding F on the Keyboard	24	<i>The Wheels on the Bus</i>	46
<i>The F Song</i>		Music Matching Games	47
Finding G on the Keyboard	25	Certificate of Completion	48
<i>The G Song</i>			
$\frac{4}{4}$ Time Signature	26		
<i>Ice Cream</i>			
<i>Music Stars!</i>			



Included with this book are companion audio tracks that are available online to stream or download. An audio icon, like the one to the left, is beside the title of each example with an audio recording. The icon includes two track numbers: The first track number is for the student part alone, and the second track number is for the student part with colorful accompaniments. Follow the instructions on the inside front cover to access the audio tracks.

Playing Three Black Keys

When playing the three black keys, remember to play loud for *f* and soft for *p*.



Using LH fingers 2, 3, and 4, play three black keys **low** on the keyboard at once. Play the three keys softly (*p*) on each word as you say,

“I can play three low black keys.”



Using RH fingers 2, 3, and 4, play three black keys **high** on the keyboard at once. Play the three keys loudly (*f*) on each word as you say,

“I can play three high black keys.”



Using fingers 2, 3, and 4 of either hand, play **all** the three-black-key groups on the entire keyboard.

Whole Note

Introducing the Whole Note



A whole note



Count: 1 - 2 - 3 - 4

gets **four** counts. It is as long as two half notes or four quarter notes.

Practice Directions

Follow the practice directions on page 9 as you play "Old MacDonald Had a Farm." The right hand alternates with the left hand on each line.



Old MacDonald Had a Farm



RH **f** 2 2 2 | 3 2 2 3 | **RH** 4 4 3 3 2

LH 3 2 2 3 |

Count: 1 1 1 1 1 1 1 - 2 1 1 1 1 1 - 2 - 3 - 4

Old Mac - Don - ald had a farm, E - I - E - I - O!

RH 2 2 2 | 3 2 2 3 | **RH** 4 4 3 3 2

LH 3 2 2 3 |

Count: 1 1 1 1 1 1 1 - 2 1 1 1 1 1 - 2 - 3 - 4

On that farm he had a duck, E - I - E - I - O!

Whole Rest

Introducing the Whole Rest



A whole rest
gets **four** counts. Rest for the
whole measure.

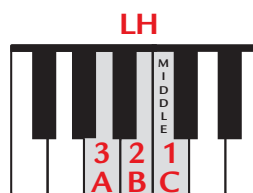


Count: Rest - 2 - 3 - 4



Practice Directions



Follow the practice directions on page 18 as you play "Little Dance" and "Rainy Day." Remember to lift your hand for the whole rests.



Little Dance



Track 15 (59)

f **C** 1 **B** 2 **A** 3 |  | **C** 1 **B** 2 **A** 3 |  | **Repeat Sign** Play again.

Count: 1 1 1 - 2 Rest - 2 - 3 - 4 1 1 1 - 2 Rest - 2 - 3 - 4

Walk and stop. Walk and stop.

Rainy Day




Track 16 (60)

p **C** 1 **C** 2 **C** 3 **C** 4 | **B** 2 **B** 3 **B** 4 **B** 5 | **A** 3 **A** 4 **A** 5 **A** 6 | **A** 7 |

Count: 1 1 1 1 1 1 1 1 1 1 1 1 1 - 2 - 3 - 4

Play -ing with my mus - ic friends on such a rain - y day.

Treble Clef E



Practice Directions

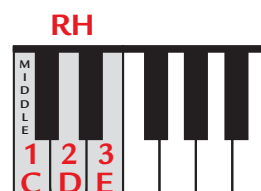
Follow the practice directions on page 18 as you play the songs on this page.

Circle the repeated notes in “Stepping Fun.”
All other notes are steps.

Stepping Fun




Track 25 (69)




Musical notation for "Stepping Fun" in 3/4 time, treble clef. The melody starts on C (finger 1), moves to D (finger 2), then E (finger 3), and continues with a sequence of notes corresponding to the lyrics: C, Steps; D, are; E, such; back fun; to for; C. me!

Treble Clef F



Treble Clef G

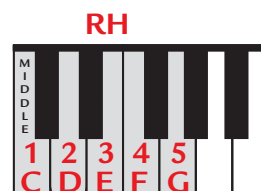


This song uses all five fingers of the right hand.

Right-Hand Song



Track 26 (70)



Musical notation for "Right-Hand Song" in 4/4 time, treble clef. The melody starts on C (finger 1), moves to D (finger 2), then E (finger 3), and continues with a sequence of notes corresponding to the lyrics: Five notes for the right hand, then G, F, E, D, C. Step - ping up to G, then G, step back down to C. C.



Twinkle, Twinkle, Little Star

Middle C Position



Track 35 (79)

2

mf Twin - kle, twin - kle, lit - tle star, how I won - der what you are!

4 2

Musical notation for the first system of 'Twinkle, Twinkle, Little Star'. It features a grand staff with a treble and bass clef in 4/4 time. The melody is in the treble clef, and the accompaniment is in the bass clef. The lyrics are written below the notes. The first measure has a '2' above it, and the last measure has a '4' below it.

2 2

Up a - bove the world so high, like a dia - mond in the sky,

2 2

Musical notation for the second system of 'Twinkle, Twinkle, Little Star'. It continues the melody and accompaniment from the first system. The lyrics are written below the notes. The first measure has a '2' above it, and the last measure has a '2' below it.

2

twin - kle, twin - kle, lit - tle star, how I won - der what you are!

4 2

Musical notation for the third system of 'Twinkle, Twinkle, Little Star'. It continues the melody and accompaniment from the second system. The lyrics are written below the notes. The first measure has a '2' above it, and the last measure has a '4' below it.

Row, Row, Row Your Boat

C Position



Track 42 (86)



Practice Directions

See page 18.

1

mf Row, row, row your boat,

A whole rest gets three beats in $\frac{3}{4}$ time.

gent - ly down the stream.

1

f Mer - ri - ly, mer - ri - ly, mer - ri - ly, mer - ri - ly,

life is but a dream.