



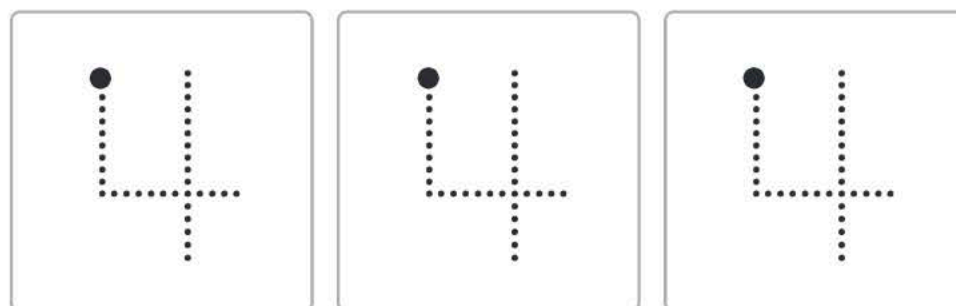
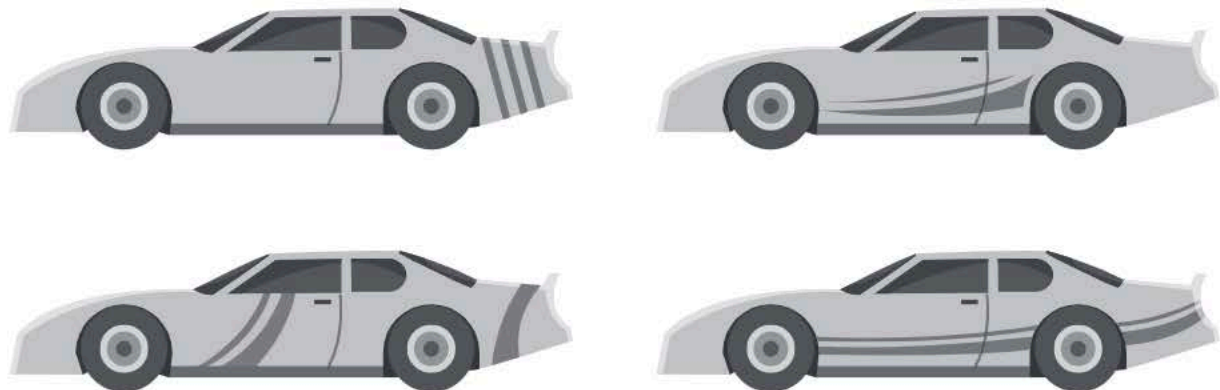
## Exercise 2A Count and Write (2)

I. Count and write.


(a)











(b)









2. Count and write.

















3. Color to show how many.  
Write.

					
					five

2.


How many  ?

How many  ?

How many  ?

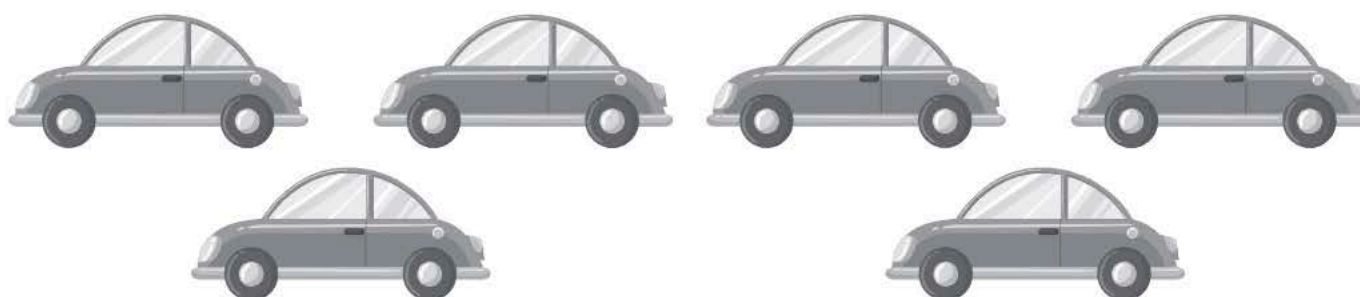
How many  ?

3. Count.  
Color ○ to show how many.



○	○	○	○	○
○	○	○	○	○

4. Count and write.



6	.		
---	---	--	--

2. Circle 6.





3. Circle 7.



4. Circle 9.



5. Circle 10.





## 2. Count and write.

(a)



(b)



(c)

