

Dynamics





... are signs showing how **LOUD** or **SOFT** to play.

f (*forte*) = LOUD

p (*piano*) = SOFT

1. Some things sound ***f***, some ***p***. Which sign suits each of these pictures best?

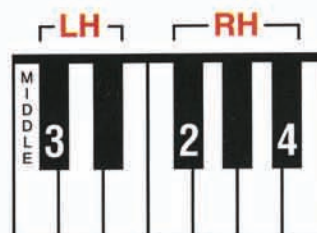
Write the correct dynamic sign on the line in each picture.



The Bugler and the Echo

Assign with pages 14–15.

2. Read the words under the 1st line of music.
Write the dynamic sign you think is most correct in the box at the beginning.
3. Read the words under the 2nd line of music.
Write the dynamic sign you think is most correct in the box at the beginning.



RH 2 4 2 **RH** 4 2 4 **RH** 2

LH 3 **LH** 3 **LH** 3

Loud - ly the bu - gler sounds his re - frain, "Tah - tah!"

RH 2 4 2 **RH** 4 2 4 **RH** 2

LH 3 **LH** 3 **LH** 3

Soft - ly the ech - o sounds it a - gain, "Tah - tah!"

4. Play **THE BUGLER AND THE ECHO**. Carefully observe the dynamics.

C Position on the Grand Staff

LH **RH**

C **D** **E** **F** **G** **C** **D** **E** **F** **G**

RH 1 2 3 4 5

LH 5 4 3 2 1

RH plays notes in the TREBLE STAFF.

LH plays notes in the BASS STAFF.

Notes ABOVE or ON the middle line have stems pointing DOWN.

Notes BELOW the middle line have stems pointing UP.



1. Write the LH notes in the BASS staff under the squares. Use QUARTER NOTES. Turn the stem of the C UP. Turn the stems of the D E F & G DOWN.



2. Write the RH notes in the TREBLE staff over the squares. Use QUARTER NOTES. Turn all the stems UP.

C **D** **E** **F** **G** **C** **D** **E** **F** **G**

Spelling Game

3. Write the name of each note in the square below it.
The letters in each group of squares will spell a familiar word.

A **A**

Staccato Is the Opposite of Legato!

STACCATO notes are SEPARATED or DETACHED.

STACCATO is indicated by a **DOT** over or under a note:



LEGATO notes are SMOOTHLY CONNECTED.

LEGATO is indicated by a **SLUR** over or under a group of notes:



1. Write **S** under each staccato note below.

2. Write **L** under each legato note below.

1. First you hop, hop, then go smooth - ly up and down a - gain.
2. Hop, hop, hop, hop, then play as le - ga - to as you can.



3. Play the above. Carefully observe the staccato and legato signs.

Sometimes LEGATO notes are connected smoothly to a STACCATO note. In such a case only the LAST note is played staccato, while the rest are played legato:



Indian Voices

4. Write **L** under each legato note.

5. Write **S** under each staccato note.

1. In - dian voi - ces, Hear them ring - ing! Hi - yah, yah, yah! Hi - yah, yah, yah!
2. In - dians danc - ing, In - dians sing - ing! Hi - yah, yah, yah! Hi - yah, yah, yah!

