

Step-by-Step Reading: Comprehension K

Summerbook Company
305 Lyndale Drive
Hartsville, SC 29550
(757) 678-4001
www.summerbookcompany.com

Copyright © 2021 Summerbook Company
All Rights Reserved

This book may be reproduced for personal or classroom use by the purchaser.
The copyright notice at the bottom of each page must be included.

by Angela M. Ankers, M. Ed.

ISBN: 978-1-933055-44-2

Printed in the United States of America
by Spectra, 207 Pickens Street, Columbia, SC 29205

Sight Words

a - 1	is - 2
are - 42	no - 2
be - 21	of - 5
for - 16	the - 3
has - 4	to - 9
have - 21	was - 33
his - 7	what - 3
into - 39	who - 25

In one way or another, sight words “break the rules.” These words need to be memorized. They have been underlined throughout the book.

Table of Contents

Short Vowels

A Cat	1
Kip	2
A Big Box	3
The Hen and an Egg	4
The Big Bus	5
Review.	6

Ck, Qu, and Double Letters

Dad and His Hat.	7
Jack the Duck	8
Sell the Locks and Rocks	9
Up the Hill.	10
Review.	11

Initial Blends

Stan's Pet	13
Lin's Plan	14
Max	15
Get the Red Flag.	16
The Crab and the Gull	17
Review.	18

Final Consonant Combinations

The List	20
Kim's Mask	21
Camp in a Tent	22
Help Mom.	23
Glen	24
The Dump Truck	25
Review.	26

Digraphs - sh, ch, th, wh

The Men and the Ship	28
The Dish Shop	29
The Big Chest	30
On a Beach	31
Review.	32
A Bath.	33
On the Path	34
Which and When	35
Get That Bug!	36
Review.	37

Long Vowels

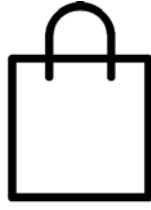
Rake and Jump	39
Jade's Cake	40
Nine Dimes	41
Bikes Are Fun	42
Fun at the Lake	43
A Pile of Stones	44
June's Pups	45
The Mule	46
Review.	47

Answer Key

Circle the correct word under each picture.



cat rat



rag bag



pan nap

Read the story and answer the questions.

A Cat

Can a cat nap?

A cat sat.

A fat cat sat.



yes no

A cat ran.

A cat ran and ran.

Is a cat fat?

yes no

A cat can nap.

A cat had a nap.

Using the row of words at the bottom of the page, say each word in the compound word separately, with a pause in between the words. Have the child say the compound word as one word and point to the correct picture.

straw - berry

butter - fly


snow - man

fire - place




Circle the first letter of the word and write it on the line in front of the i. Circle the last letter of the word and write it on the line after the i.

s t
f x




_____ i _____

h g
p y



_____ i _____

f d
k r



_____ i _____

Circle the correct word.



dig
win



bit
lip



tip
zip

Read the story and answer the questions.

Kip

Kip is big.
Kip is tan.



Kip ran.
Kip ran and hid.

Kip has a can.
It is a tin can.
Kip can nip a tin can.



Is Kip a pig?

yes no

Is the can a tin can?

yes no

Mark the vowel in each word.

mad

him

six

pat

Write the word for each picture. The first few have hints to help.



sock



sack



kick



tuck



pin



lock

Mark the vowel in each word. Circle ck. Then read the words.

pill

tuck

rack

bell

Practice until each line can be read quickly.

Dick

Dick can

Dick can pack

Dick can pack a

Dick can pack a sack.

The

The duck

The duck has

The duck has a

The duck has a neck.

Say each syllable separately, with a pause in between the syllables. Have the child say the syllables as one word and point to the correct picture.

mon - key

can - dy

ta - ble

el - bow



Read the story and draw a picture to illustrate it.

Stan's Pet

Stan's pet is black and tan.

The pet can sit and beg.

It can pant and wag.

Stan can toss a stick.

The pet can get the stick.

The pet will set it in Stan's hand.

Circle the correct answer to the questions.

What is Stan's pet?

The pet is a cat.

The pet is a dog.

The pet is a duck.

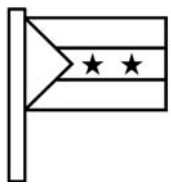
What can the pet get?



Circle the first letter(s) of the word and write it/them on the line in front of the vowel. Circle the last letter(s) of the word and write it/them on the line after the vowel. Then read the words.

bl  m
sw z

— i —
—

fl  p
st g

— a —
—

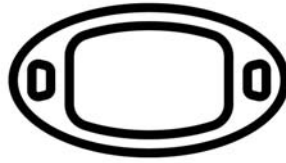
h  nd
w st

— a —
—

Circle the correct word under each picture.



cast cash



dish wish



ship shop

Read the story. Then circle the word to finish the sentence.

The Dish Shop


The dish shop sells cups and mugs.

Tess went to the shop.

Tess had cash for six mugs.

The man set the mugs in a bag.

Tess left the shop.



What did Tess get at the shop? cups mugs

What did the man put in the bag? cups mugs


Say each sound separately, with a pause in between the soundss. Have the child say the sounds as one word and point to the correct picture.

f - o - x

f - i - sh


p - i - g

b - ir - d




Circle the first letter of the word and write it on the line in front of the first vowel. Circle the other letter of the word and write it in between the vowels.

l k
r t




--- a e ---

g m
p t



--- a e ---

f b
t p




--- a e ---


Mark the long vowel in each word. Cross out the silent vowel. Then read the words.

lākø game made safe


Read the story. Then answer the questions.


Rake and Jump

Dad and Dale will rake the .

Dad will make a big hill of .

Dale will help him make the big hill.

Jake came to jump on the big hill of .

Dale must rake the  back into a hill.



Who will help Dad rake? Dale Jake

Who came to jump on the hill? Dale Jake

Did Dad rake the  into a truck? yes no