



LIFE·PAC®

Spanish II

Student Book



Alpha Omega Publications®

SPANISH II

UNIT SEVEN

CONTENTS

I. EN EL AEROPUERTO	2
Listening Exercises I	16
II. GRAMMAR: THE FUTURE AND CONDITIONAL TENSES	20
Listening Exercises IIA	39
Listening Exercises IIB	59
III. REVIEW OF UNIT SIX	65
IV. LA CULTURA—TWO CELEBRATIONS OF MEXICO	76
VOCABULARY LIST	79

Author:

Managing Editor:

Revision Editor:

Illustrators:

Graphic Designers:

Katherine Engle, M.A.

Alan Christopherson, M.S.

Christine E. Wilson, B.A., M.A.

Greg Capps, Kyle Bennett

Dawn Tessier

Alpha Omega Graphics



Alpha Omega Publications®

804 N. 2nd Ave. E., Rock Rapids, IA 51246-1759

© by Alpha Omega Publications, Inc. All rights reserved.

LIFEPAC is a registered trademark of Alpha Omega Publications, Inc.

All trademarks and/or service marks referenced in this material are the property of their respective owners. Alpha Omega Publications, Inc. makes no claim of ownership to any trademarks and/or service marks other than their own and their affiliates', and makes no claim of affiliation to any companies whose trademarks may be listed in this material, other than their own.

SPANISH 2: UNIT SEVEN

INTRODUCTION

Unit Seven will help you acquire enough vocabulary to ask for and obtain basic information in an airport, such as finding a schedule or learning the different parts of the airport.

The two verb tenses introduced in this Unit are the future and the conditional. They are very similar

in conjugation and will show you how to express what will happen, as well as what could happen. They are useful tenses to know for making travel plans.

The culture section will introduce two Mexican holidays, *el Día de la Raza* and *el Cinco de Mayo*.



OBJECTIVES

Read these objectives. The objectives tell you what you should be able to do when you have successfully completed this Unit.


1. Use vocabulary related to air travel and airports.
2. Conjugate the forms of the future tense.
3. Express probability by means of the future tense.
4. Conjugate the forms of the conditional tense.
5. Be familiar with *el Cinco de Mayo* and *el Día de la Raza*.

I. EN EL AEROPUERTO



Use the vocabulary list in the back of this Unit to identify, in Spanish, each item in the correct blank.


1.1 Picture 1



THE AIRPORT

- | | |
|----------|----------|
| a. _____ | d. _____ |
| b. _____ | e. _____ |
| c. _____ | f. _____ |


Picture 2



INSIDE THE AIRPORT

- | | |
|----------|----------|
| a. _____ | g. _____ |
| b. _____ | h. _____ |
| c. _____ | i. _____ |
| d. _____ | j. _____ |
| e. _____ | k. _____ |
| f. _____ | |

Picture 3



AT THE TICKET COUNTER

- | | |
|----------|----------|
| a. _____ | c. _____ |
| b. _____ | d. _____ |


Picture 4



INSIDE THE AIRPLANE

- | | |
|----------|----------|
| a. _____ | g. _____ |
| b. _____ | h. _____ |
| c. _____ | i. _____ |
| d. _____ | j. _____ |
| e. _____ | |
| f. _____ | |

Picture 5



AT THE DESTINATION

- | | |
|----------|----------|
| a. _____ | d. _____ |
| b. _____ | e. _____ |
| c. _____ | |



Read the following phrases detailing the process of preparing for a flight. Write each set of phrases in logical order.

- 1.2 a. pasar por el control de pasaportes/obtener los boletos/buscar los asientos

- b. despedirse/estacionar el coche/facturar las maletas

- c. aterrizar/prepararse para el vuelo/despegar

- d. abrocharse los cinturones de seguridad/buscar el asiento /obtener las tarjetas de embarque

e. encontrar la puerta/abordar/mirar el horario

f. facturar las maletas/llevar las maletas/buscar las maletas

g. abordar/aterrizar/bajar



In Spanish, write a caption for the first two pictures. Under the third space, write a sentence completing the progression logically and draw a sketch of the action described. The first one has been done for you. Some exercises may have more than one correct answer.

1.3 a.



Estaciona el automóvil.





Factura el equipaje.




Obtiene la tarjeta de embarque.


b.




c.





d.



e.



f.



g.

