

# SPELLING / VOCABULARY

## SPELLING PROGRAMS

### ACSI Spelling (1-6)

Filled with challenging vocabulary, interesting exercises, and engaging themes, this colorful spelling series focuses on carefully selected, high-frequency, high-interest words while incorporating relevant Scripture verses, Bible stories, and moral principles. It approaches spelling from three different angles: phonetically, visually, and semantically. In the lower two grades, the program concentrates on phonetic principles, progressing from short vowel constructs to words with long vowels, consonant digraphs, and vowel digraphs. Third grade continues with r-controlled vowels, vowel digraphs, silent letters, and other phonetic clusters. Once basic phonetic constructs are covered, the emphasis switches to the visual-memory technique of spelling. Words that are spelled according to phonetic rule are easy to spell, and ACSI spelling recognizes that "most spelling errors are associated with the over-application of basic phonics principles." Recognition of visual patterns is important in accurate spelling; students should begin to discover spelling errors when words don't "look" right, according to normal visual patterns. In 5th and 6th grades, the emphasis is on understanding semantic relationships, with attention given to affixes and roots (you can see that knowing "sign" is related to "signal" and "signature" would help with its spelling!). Some proofing and editing exercises also appear in the last book of the series. The number of words per lesson begins with 12 in grade one, and progresses to 30 by sixth grade. There are 36 lessons, with about four pages per lesson, estimated to take about 75 minutes per week. Grades one through three use regular manuscript printing (ball and stick), switching to traditional cursive in the fourth grade. Teacher's editions are useful, containing an explanation of the program's philosophy and implementation, reduced student pages, answers to exercises, and blackline masters.

**EACH WORKTEXT . . . . . 18.90 18.25**  
**EACH TEACHER'S EDITION 71.75 69.50**

	<u>Worktext</u>	<u>Teacher Edition</u>
<b>Grade 1</b>	<b>000560</b>	<b>021344</b>
<b>Grade 2</b>	<b>012715</b>	<b>021343</b>
<b>Grade 3</b>	<b>012714</b>	<b>000561</b>
<b>Grade 4</b>	<b>000563</b>	<b>000578</b>
<b>Grade 5</b>	<b>000566</b>	<b>000579</b>
<b>Grade 6</b>	<b>000574</b>	<b>000582</b>

### A REASON FOR SPELLING (1-6)

From the same company that produces *A Reason for Writing* comes this impressive spelling program. A placement test at the beginning of each level helps you determine how to implement the program for your child or if you should place him in a lower level. Basically, a child should begin the first level book (A) as soon as he knows the alphabet, can recognize letters, and can spell short vowel, one-syllable words. For first-grade students who lack some of these skills, a rather extensive (65 page) phonics review section at the beginning of this level can be used before beginning the spelling program.

The format of lessons in each level is similar and follows the same weekly schedule. Each

lesson begins with a scripture verse and theme story developing the verse (theme stories are also available on audio CD). Optional discussion questions for the story are included. A pre-test of the week's words is given next. Following correction of the words, students complete a Word Shapes activity in which they write each spelling word into a sequence of shaped boxes to help them form a correct visual image of each spelling word. Throughout the series, word lists consist of phonetically-grouped words. This series approaches spelling from both angles - phonetic and visual - which is realistic and should be effective. On Day Two, spelling words are studied using the "Hide and Seek" activity. This is a highly successful way to learn and retain word spelling. Other forms of the spelling words are listed on the lesson page. Students should read through these. An optional activity which incorporates this list is given in the Teacher Guidebook for use with students who are proficient spellers. A "Fun Ways to Spell" section lists four options (students choose one to complete) for additional spelling reinforcement. On Day Three, students complete a language arts activity that uses the week's words in the context of a meaningful activity to aid retention. These activities vary from level to level, incorporating more dictionary skills at the higher levels. On Day Four, the teacher dictates complete sentences, which include several of the target words in context, to the student. At the lower levels, students fill in one or more words in each sentence. At upper levels, students will transcribe the entire dictated sentence. A Proofreading activity is also completed. This has students fill in an oval next to the word (out of a group of words) that is misspelled. On Day Five students take a post-test, update their progress charts and add any missed words to their spelling dictionaries. Optional for this day is a learning game and weekly journaling activity. Student texts are full-color, adding visual appeal to the program. Scripture verses appear at the bottom of many pages for added inspiration. Teacher Guidebooks are essential to the use of this program. Most of the benefit of the program and all specific teaching instructions for using the worktext will be lost without them. We therefore *strongly* recommend purchasing the sets (which include both the Teacher Guidebook and Student Worktext).

**EACH LEVEL SET . . . . . 47.95 38.50**  
**EACH WORKTEXT ONLY . . . . 17.95 14.50**

<u>Set</u>	<u>Worktext</u>
<b>005532 Level A (1)</b>	<b>005533</b>
<b>005535 Level B (2)</b>	<b>005537</b>
<b>005538 Level C (3)</b>	<b>005539</b>
<b>005543 Level D (4)</b>	<b>005544</b>
<b>005545 Level E (5)</b>	<b>005546</b>
<b>005547 Level F (6)</b>	<b>005548</b>

**EACH TEACHER GUIDEBOOK 34.95 27.95**  
**EACH THEME STORY CD SET 39.95 31.95**

<u>T/G</u>	<u>Story CDs</u>
<b>010776 Level A (1)</b>	<b>004269</b>
<b>010778 Level B (2)</b>	<b>004270</b>
<b>010786 Level C (3)</b>	<b>004273</b>
<b>010787 Level D (4)</b>	<b>004275</b>
<b>010788 Level E (5)</b>	<b>004276</b>
<b>010789 Level F (6)</b>	<b>004277</b>

### BOB JONES SPELLING (2-6)

Spelling lists are organized by common spelling patterns rather than thematically. The program uses the recall-study approach with a pretest, practice test, then final test. Each unit is taught in a five-day sequence. Bible word studies are included in each unit and a weekly journal idea incorporates journal writing into the curriculum. Dictionary and study skills are developed throughout the series. Home School Kits contain the Teacher's Edition and Worktext.

#### Grade 1 (2nd Ed.)

This is the 2nd edition of the first grade spelling program. This edition correlates with the reading and phonics lessons in the *Phonics and English 1 Teacher's Edition*, 3rd edition. Spelling words are drawn from word families taught during the phonics lessons, based on their frequency in the student's vocabulary. This spelling program can also be used as a stand-alone spelling program.

**221507 Home School Kit . . . . . 37.50**  
**211730 Teacher's Edition . . . . . 21.50**  
**211748 Student Worktext . . . . . 18.00**

#### Grade 2

Updated version reinforces phonetic spelling, concentrating on common spelling patterns.

**123612 Home School Kit . . . . . 42.00**  
**123976 Teacher's Edition . . . . . 26.00**  
**120378 Student Worktext . . . . . 18.00**

#### Grade 3

Continues applying generalizations to word families and practices adding suffixes. Updated lessons present words arranged in same-sound, different-spelling groups for visual memory. Presents common syllable division. Updated.

**123661 Home School Kit . . . . . 42.00**  
**123968 Teacher's Edition . . . . . 26.00**  
**123042 Student Worktext . . . . . 18.00**

#### Grade 4

Updated version features difficult spelling patterns of the schwa sound. Includes word histories, spelling of the books of the Bible, abbreviations, and syllable rules.

**181057 Home School Kit . . . . . 42.00**  
**125484 Teacher's Edition . . . . . 26.00**  
**125450 Student Worktext . . . . . 18.00**

#### Grade 5

Updated version continues with the schwa pattern and pairs of related words that may be confused. Includes spelling of state names.

**181032 Home School Kit . . . . . 42.00**  
**125476 Teacher's Edition . . . . . 26.00**  
**125443 Student Worktext . . . . . 18.00**

#### Grade 6

Updated version includes study of Greek and Latin roots and more pairs of related words.

**181040 Home School Kit . . . . . 42.00**  
**125468 Teacher's Edition . . . . . 26.00**  
**125435 Student Worktext . . . . . 18.00**

**Adams-Gordon's Spelling Power (4th Ed.) (3-AD)**

Homeschool teachers will go to great lengths to help their students overcome difficulties. Take Beverly Adams-Gordon, for example. An engineer and Montessori teacher, she left her teaching job to homeschool in an effort to solve her youngest daughter's severe spelling problems. Finding no suitable material, she thoroughly researched the subject and developed her own spelling curriculum. So what's different?

- It's all in one book. One purchase for all years for all kids.
- A chapter on research details the most effective methods of spelling instruction.
- Complete instructions for introducing, implementing and evaluating the program. Directions are given for adapting to different learning styles and ages.
- The program takes only 15 minutes/day.
- Extensive Word Lists are based on research done after 1979 of most frequently used and misspelled words. Word lists used in most other programs are based on lists created in 1915 or 1947. Two lists are provided, with 5,000 and 12,000 words, respectively.
- General and specific placement tests start each student right where he needs to be.
- Program is based on phonics and spelling rules, not phonics alone.
- Review is built into the program which uses a "spiral" approach (repeated and spaced review) similar to the approach Saxon takes in its problem sets.
- Directions for over 100 games and activities are included which concentrate on specific skills and make spelling more interesting. Most are individual or partner games, but some can be played by up to 6 players.

Now available in its 4th edition, Spelling Power retains all of its award-winning effective procedures, but it's more user-friendly with larger type and more graphics. Easier to read and less intimidating, there is also improved organization of resources.

The book comes in a standard-bound version but is now also available in a loose-leaf edition, which has identical pages but is 3-hole punched and ready to slip into a 2" binder.

The 4th edition Spelling Power package includes both the Teacher's Resource CD-ROM, first introduced in the 10th anniversary edition, and an updated Quick Start DVD seminar.

The Quick Start DVD provides a personal step-by-step introduction to using the Spelling Power program featuring author Beverly Adams-Gordon who explains each step as "real" homeschool moms and students demonstrate. The Teacher's Resource CD-ROM includes printable forms, searchable word lists, charts, printable Activity Task Cards, bonus activities, and the Digital Spelling Tutor.

The Digital Spelling Tutor CD-ROM is also available separately, and it allows you to create spelling lists for multiple children, offers learning, drill and testing activities, tracks several children's progress, allows you to create and print progress reports, and can be used with any spelling word list. Please note that this program is included in the Teacher's Resource CD-ROM that is included in the 4th edition, but we sell

the program separately if you wish to use with an older edition of *Spelling Power*.

The most thorough coverage of spelling that we've seen. This one's a "classic."

<b>002784 Spelling Power . . . . .</b>	<b>64.95</b>
<b>013680 Loose-Leaf. . . . .</b>	<b>64.95</b>
<b>034904 Quick Start DVD. . . . .</b>	<b>9.95</b>
<b>002777 Digital Spelling Tutor. . . . .</b>	<b>19.95</b>

**Spelling Power Student Activity Books (K-6)**

Each *Spelling Power Student Record Book* contains enough sheets for one student to master at least one level of the *Spelling Power* program. Conveniently bound, with all forms printed in blue so the student's own handwriting stands out. Available in 4 different line sizes.

<b>EACH RECORD BOOK . . . . .</b>	<b>5.95</b>
<b>004023 Red, 8mm broken mid-line (K-3)</b>	
<b>004027 Blue, 6mm broken mid-line (2-4)</b>	
<b>004028 Green, 4mm broken mid-line (4-6)</b>	
<b>004029 Yellow, w/o broken mid-line (6+)</b>	

**Spelling Power Activity Task Cards (3-AD)**

The 350+ activity task cards contain games and activities that students can complete on their own to reinforce spelling and vocabulary skills. In five categories: Drill Activities, Skill Builders, Writing Prompters, Dictionary Skills, and Homonyms, the cards are color-coded by ability level and keyed to learning style, making it easy to select an appropriate activity. Teacher's manual included.

<b>004022 . . . . .</b>	<b>29.95</b>
-------------------------	--------------



**AVKO Sequential Spelling (1-8)**

After taking a look at this well-organized program that teaches spelling by word families, it's not surprising that we've had so many requests for it. It has a very satisfying appeal. Imagine lists of words that are organized by word families but that go well beyond a simple vowel family (i.e. c-at; b-at; etc.) right from the start. Although the first day's word list includes only four words – in, pin, sin, spin; by the third day, the "in" list has expanded to pinned, skins, twins (and other "in" words) and started on the "e" (i.e. b-e; sh-e) family and even includes a crossover word (begin). By building from the easier words of a family to important power words, the program builds self-confidence. Traditional spelling programs introduce words vocularily – in other words, when the child is likely to encounter the word in reading, or based on a chosen theme. As a result, word sequences are odd and incomplete. In *Sequential Spelling*, the phonics necessary for decoding is being presented through the back door, so to speak.

Every learning channel is employed with this program – hence the acronym AVKO (Audio-Visual-Kinesthetic-Oral). Here's the process: a word is given verbally and used in a sentence (audio); the student attempts to spell the word (kinesthetic); the correct spelling is given using colored markers on a white board to differentiate between family and other letters (oral interaction & visual); students correct their own spelling (kinesthetic). Utilizing the simple educational techniques of having students correct

their own mistakes **when** they make them – not hours, days, or even weeks later – and creating a positive learning environment by maintaining that mistakes are opportunities to learn produces eager learners and definitive results. Tests are used as learning devices, not as a method of evaluation. If you feel compelled to give grades, written tests (reproducible) are available after the 40<sup>th</sup>, 80<sup>th</sup>, 120<sup>th</sup>, 160<sup>th</sup>, and 180<sup>th</sup> days.

The first several days of lessons are laid out in detail – completely scripted. In addition to the teaching process, a positive can-do attitude is being modeled in these lessons. After the eighth day, the process is continued as established. Lists of 25 words along with sentence suggestions are provided for 180 days; with common words appearing in bold typing. Homophones (same pronunciation, different spelling; i.e. bare and bear), heteronyms (same spelling, different word and different pronunciation; i.e. bow your head, bow and arrow), and words that do not follow the normal pattern (like "gyp") are all marked. Review and repetition is built in as you progress through the days (lists).

Books are progressive but do not really conform to grade levels. For instance, the ending lessons of Book 1 include words like *breathless*, *hedging*, *horrifying*, and *basically* which would never be seen in a Grade 1 spelling book. Because they are introduced as parts of word families, they become doable for the early grades, but this also means that an older child starting at Book 1 doesn't feel like he's way behind. (By the way, the parent is given complete freedom to drop some words from the lists if they feel it will be preferable for their child.) So, the bottom line is that you can start any grade level child at Level 1 and proceed through the books in order. Suggestions for customizing the Sequential Spelling program to suit particular needs can be found at AVKO's website.

The *Student Response Book for Sequential Spelling* is specifically designed to provide the writing space for students participating in the program. To look at it, you would scratch your head. The column for the 1<sup>st</sup> day words is in the middle of page 3 (with the 61<sup>st</sup> day on the left and the 121<sup>st</sup> day on the right). We don't see the 2<sup>nd</sup> day column until page 5. This peculiar arrangement is designed to prevent the child from copying words and/or word family parts from one day to the next, a tendency which gets in the way of truly learning the pattern. Once you figure out the system, it makes perfect sense. Although a student will need one book per level, the response book is not level-specific.

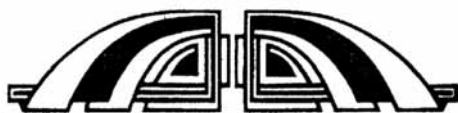
There is another publication from AVKO that correlates with the Sequential Spelling program. *Word Families in Sentence Context* provides additional reading practice that will help reinforce the spelling lessons. ~ Janice

<b>038467 Book 1 . . . . .</b>	<b>14.95</b>	<b>11.50</b>
<b>038468 Book 2 . . . . .</b>	<b>14.95</b>	<b>11.50</b>
<b>038469 Book 3 . . . . .</b>	<b>14.95</b>	<b>11.50</b>
<b>038470 Book 4 . . . . .</b>	<b>14.95</b>	<b>11.50</b>
<b>038471 Book 5 . . . . .</b>	<b>14.95</b>	<b>11.50</b>
<b>038472 Book 6 . . . . .</b>	<b>14.95</b>	<b>11.50</b>
<b>038473 Book 7 . . . . .</b>	<b>14.95</b>	<b>11.50</b>
<b>038474 Student Response Bk</b>	<b>9.95</b>	<b>7.25</b>
<b>038465 Word Families in Sentence Context. . . . .</b>	<b>39.95</b>	<b>29.95</b>

### Spectrum Spelling (1-6)

This series is in full-color, with 36 lessons per level. Described here is my sample, a grade 3 book. All but a few of the lessons are based on a phonetic construct or word pattern. The remaining lessons focus on related words like names of holidays, names of months, or "easily misspelled words." Lessons begin with a word list consisting of both core and challenge words. In the focus section, students say each word, study the spelling, write the words, and read a spelling tip pertaining to the words. In the next section, Words and Meanings, students practice using words in context. WordWorks concentrates on specific parts of speech or word constructs. The Word Play section presents a variety of activities. As the title suggests, these often include a little puzzle or game. The last section in each lesson is Write On Your Own. It contains a short writing exercise, then proof-reading practice. At the end of the lessons is a Steps in the Writing Process page, used as a reference for writing assignments. A very nice speller dictionary follows as well as a complete answer key. I assume other levels are similar in format. As with the phonics series, you may want to use a grade level ahead if your child is using a Christian reading program. 200+ pgs. This series was revised in 2006 and includes some minor changes, such as more grade-appropriate, cross-curricular words.

<b>EACH BOOK.</b> . . . . .	9.95	<b>6.95</b>
<b>003848</b>	<b>Grade 1</b>	<b>003851</b>
<b>003849</b>	<b>Grade 2</b>	<b>003852</b>
<b>003850</b>	<b>Grade 3</b>	<b>003853</b>
		<b>Grade 4</b>
		<b>Grade 5</b>
		<b>Grade 6</b>



### Core Skills: Spelling (1-6)

This series by Steck-Vaughn is designed to "build spelling power and link spelling to word meaning." Lessons are mostly built around word lists containing similar sounds and patterns, but on the rare occasion, a word list based on word structure or a particular subject (homophones or abbreviations for example) is provided. At the first grade level, the first portion of the book does not provide formal word lists but instead focuses on familiarizing students with beginning and ending consonant sounds. Beginning at lesson 11, short word lists containing 6 words are introduced. Various exercises that promote the learning of common spelling patterns as well as vocabulary building are provided.

Starting at the second grade level, the remainder of the lessons follow the same general structure. The lesson's first exercise challenges the student to recognize the various spelling patterns for the lesson's word list. For example, in a list containing all long "o" words, students are asked to sort the words by the following spelling patterns: o-consonant-e words, ow words, oe words, and o words. Several vocabulary building exercises including analogies, definitions, rhymes, and synonyms are then provided. The last exercise encourages students to spell in context by filling in the correct spelling word in a story setting. Each book in the series contains 30 lessons. Word lists range in number from 12 words (with 3 challenge words) to 20

words (with 4 challenge words). A list of grade appropriate commonly misspelled words is also provided at the back of each book. 128 pgs, reproducible. ~ Enh

<b>EACH BOOK BELOW</b> . . . . .	9.99	<b>7.50</b>
<b>040314</b>	<b>Grade 1</b>	<b>040317</b>
<b>040315</b>	<b>Grade 2</b>	<b>040318</b>
<b>040316</b>	<b>Grade 3</b>	<b>040319</b>
		<b>Grade 4</b>
		<b>Grade 5</b>
		<b>Grade 6</b>

### Building Spelling Skills (Evan-Moor) (1-6)

This spelling program from Evan-Moor provides great supplemental worksheets to help students practice specific spelling words and is also comprehensive enough to use as a main spelling curriculum. Little teacher prep is required and each spelling list should only take 15-30 minutes to complete, so it's a great program if you don't have much time. Each book has 30 weekly spelling units and each unit consists of a spelling list, sentences for dictation that include the spelling words, and four reproducible student practice pages. The actual number of spelling words per unit varies by grade level; Gr. 1 has 5-8 words per unit for a total of 198 words, Gr. 4 has 18 spelling words in each unit for a total of 540 words, etc. Words at each level were selected from lists of commonly used words, commonly misspelled words, words with common phonetic or structural elements, and words changed by adding affixes and forming compound words or contractions. Of course the difficulty of words progresses with each grade level. The thirty word lists for Gr. 1 are composed of words that all have the same short vowel sound or similar word endings (like "ill" and "ow") while the lists for Gr. 3 include words ending in "ing" and recognizing the "ur" sound in "heard" and "early."

Students review the grade-specific word lists in a variety of ways throughout the week. On Monday the words are introduced and students read, copy, and write the words. The Tuesday worksheet is composed of visual memory activities like using the words to fill in boxes and crossing out misspelled words. The Wednesday worksheet quizzes on word meaning and dictation; students fill in blanks in sentences using the spelling words and repeat and write down sentences read by the teacher. The Thursday worksheet is composed of word study activities like underlining words with a long "a" sound, filling in missing letters of words, matching rhyming words, etc. The Friday worksheet is the final test for the spelling list and there are blanks for students to write out each word and also lines to redo the dictation done on Wednesday. With plenty of activities for each spelling list, students are sure to remember the correct spelling.

Also included in the books are lists of targeted skills, teacher ideas, spelling strategies, reproducible forms for record keeping, complete answer keys, completion certificates, dictation sentences for teachers to read, and more. Each book is reproducible, has perforated pages, and is a 160 page softcover.

If you have more than one student, additional student practice books are available so you don't have to photocopy pages. These student books include ONLY the reproducible daily student worksheets found in the full books but none of the additional teacher helps or dictation sentences.

<b>EACH BOOK.</b> . . . . .	19.99	<b>14.95</b>
<b>EACH STUDENT BOOK.</b> . . . . .		<b>4.25</b>
	<b>Full Book</b>	<b>Student Book</b>
<b>Grade 1</b>	<b>007010</b>	<b>016001</b>
<b>Grade 2</b>	<b>007051</b>	<b>016005</b>
<b>Grade 3</b>	<b>007056</b>	<b>016023</b>
<b>Grade 4</b>	<b>007057</b>	<b>016026</b>
<b>Grade 5</b>	<b>007058</b>	<b>016034</b>
<b>Grade 6</b>	<b>007059</b>	<b>016035</b>

### MCP Spelling Workout 1994 Ed. (1-8)

Okay, okay, here it is! After numerous requests for us to carry this fine spelling program from MCP (the Phonics guys!), we finally got the message. This is a solid, time-tested program used by many homeschoolers. The presentation is by phonetic construct in the early grades and by spelling pattern in the upper. They do correlate to the *Phonics/Word Study* books, for those who want to use them together. Teacher editions provide lesson plans and exercise answers.

<b>EACH WORKTEXT.</b> . . . . .	<b>13.75</b>
<b>EACH TEACHER EDITION</b> . . . . .	<b>14.50</b>


<u>Worktext</u>		<u>Teacher</u>
<b>008896</b>	<b>Level A (1)</b>	<b>008904</b>
<b>008897</b>	<b>Level B (2)</b>	<b>008905</b>
<b>008898</b>	<b>Level C (3)</b>	<b>008906</b>
<b>008899</b>	<b>Level D (4)</b>	<b>008907</b>
<b>008900</b>	<b>Level E (5)</b>	<b>008908</b>
<b>008901</b>	<b>Level F (6)</b>	<b>008909</b>
<b>008902</b>	<b>Level G (7)</b>	<b>008910</b>
<b>008903</b>	<b>Level H (8)</b>	<b>008911</b>

### MCP Spelling Workout 2001 Ed. (1-8)

This updated version is very similar in content to the older edition. The most noticeable differences are a more contemporary page layout and a reduction in sports-themed headings like "warm-ups" and "pep talks". Other differences include an extra writing activity at the end of each lesson in the student book, but the removal of references to warm-ups, final tests, and bonus words activities. All information and instruction on these activities are now found only in the teacher's manual. While you can still "get by" using the program without the teacher's manual, you may want the teacher's manual to get the most out of the program. Some content has been updated as well, including several new reading/editing passages and a few new word lists. Aside from these differences most of the pages (while they may not match up exactly in page number) look very much the same. The size/length of the books have not changed. Basically, if you're trying to decide between the editions in your own homeschool, you won't lose out either way. However, if you are using *Spelling Workout* in a group/class/co-op situation, you will probably want to pick one edition and stick with it to ensure uniformity of word lists, and for ease of checking work.

<b>EACH WORKTEXT.</b> . . . . .	<b>11.95</b>
<b>EACH TEACHER EDITION</b> . . . . .	<b>12.50</b>

<u>Worktext</u>		<u>Teacher</u>
<b>023941</b>	<b>Level A</b>	<b>023942</b>
<b>023943</b>	<b>Level B</b>	<b>023944</b>
<b>023945</b>	<b>Level C</b>	<b>023946</b>
<b>023947</b>	<b>Level D</b>	<b>023948</b>
<b>023949</b>	<b>Level E</b>	<b>023950</b>
<b>023951</b>	<b>Level F</b>	<b>023952</b>
<b>023953</b>	<b>Level G</b>	<b>023954</b>
<b>023955</b>	<b>Level H</b>	<b>023956</b>



**Steck-Vaughn Spelling (1-8)**

This well-constructed spelling curriculum presents an integrated language arts approach to the study of spelling. Six-page lessons are provided with each list of spelling words, which affords ample opportunities to use the words in a variety of writing and language arts assignments. Each multi-page lesson begins with a word analysis page, which introduces a list of words derived from research on spelling difficulty and word frequency in students' writing. The words are organized to prompt analysis of sounds and letters as students study and learn each word. A Checkpoint page then provides a series of meaning-based prompts in the form of definitions, context clues, analogies, synonyms, antonyms, and word plays for writing each word again. The next two pages of each lesson are story pages that are composed of a passage to read. (Please note that in levels 7 and 8, these passages are contained on blackline masters, which we do not offer in our catalog.) Students must use context clues as they complete blanks in the passage using words from the lesson list, which is reprinted on these pages. Students then engage in a variety of activities that use the spelling list to work on grammar, usage, mechanics, and dictionary skills. Each lesson concludes with Words at Work, a series of activities in which students can extend and apply what they have learned throughout the lesson. The workbooks contain about 35 spelling lists and lessons. The workbooks also include other sections that give more advanced lessons with the spelling words. In the Challenge Yourself section, students build their vocabulary by studying challenge words that share the same phonetic or structural elements as the spelling words but range about two grade levels above the list words. In Write to the Point, students apply their spelling skills through a brief writing assignment related to the earlier reading passage. Finally, students practice proofreading for spelling, capitalization, punctuation, and similar errors, using sentences or paragraphs that are also tied to the reading passage. Beginning in Level 2, every sixth lesson reviews representative words from each previous lesson and each book includes a glossary, listing the spelling and definition of each word featured in the books. Different levels in the series contain a few different features and obviously cover different levels of spelling words, but all follow this same basic format. They all include a Checkpoint Study Plan for self-assessment. While not extremely necessary, the teacher editions are great resources for this curriculum and will make completing the workbooks much more worthwhile and teaching the words immeasur-

ably easier. They include reduced annotated student pages that display correct answers and facilitate instruction; detailed lesson plans that feature warm-up and follow-up activities, as well as guidelines for teaching; clear objectives that state the concepts and skills students should learn in each lesson; a spelling dictionary; word lists that include all lesson words and Challenge Words for a grade level, as well as the words for the level immediately above and below; a scope and sequence chart displaying the instructional content for a grade level, along with the content of the levels surrounding it; a Class Record-Keeping Chart that provides a convenient resource for tracking students' progress, and a review quiz for each lesson. A thorough series teaching spelling words and how to actually use them in writing. ~ Rachel S.

<b>EACH WORKBOOK. . . . .</b>	<b>18.90</b>	<b>13.50</b>
<b>EACH TEACHER EDITION . . .</b>	<b>40.00</b>	<b>28.50</b>
<b>Workbook</b>		<b>Teacher</b>
<b>023330</b>	<b>Grade 1</b>	<b>023331</b>
<b>023332</b>	<b>Grade 2</b>	<b>023333</b>
<b>023334</b>	<b>Grade 3</b>	<b>023335</b>
<b>023336</b>	<b>Grade 4</b>	<b>023337</b>
<b>023338</b>	<b>Grade 5</b>	<b>023339</b>
<b>023340</b>	<b>Grade 6</b>	
<b>023342</b>	<b>Grade 7</b>	
<b>023344</b>	<b>Grade 8</b>	<b>023345</b>

**Steck-Vaughn Spelling: Linking Words to Meaning (1-6)**

Because customers have requested the updated version, we now offer the "Linking Words to Meaning" version of *Steck-Vaughn Spelling*. This program is basically the same as the original *Steck-Vaughn Spelling* (see description above), but revised slightly. Whereas the original has a copyright of 1996, the "Linking Words to Meaning" version is copyrighted 2002. On the whole, both versions are very similar, with the differences mainly being in the illustrations and the format of the activities. Looking side-by-side at both versions, it appears that the lessons cover the same content (the tables of contents are virtually identical), and the words studied in each lesson are basically the same, give or take a word here and there.

In the original version, the words were introduced at the beginning of each lesson, and then children would answer questions about different letters and sounds found in the spelling words. For instance, questions ask things like "Which words end with the letter /p/?" which the student would answer with words from the spelling list. In the newer version there are fewer of these questions, but they focus more on the letter or sound being learned in that particular lesson and less on analyzing other sounds or letters in the words. The spelling words are listed, and then a blank list is given with headings for different spelling constructs. For instance, in the 4<sup>th</sup> grade lesson on long /o/, the student would sort out and rewrite the spelling words by "o Words," "oa Words," and "oe Words."


The second page of each lesson is where the biggest difference is found. In the original version, the "Checkpoint" part of the lesson gives the student clues and asks for the spelling word that is referred to. The *Linking Words to Meaning* version rarely relies on general word "clues," rather, the questions focus more on lan-


guage and thinking skills like using synonyms, antonyms, analogies, classification, rhymes, and definitions. Often one or two skills are stressed in this section, asking the student to respond with the correct spelling word. For instance, a partial analogy may be given, where a spelling word will finish it correctly, or a sentence with a synonym of the spelling word is offered, and the student must supply the correct spelling word. On this page, word history is highlighted more than in the previous edition, and "family trees" of words are also included. Other lesson activities, such as the reading passage with blanks for using the spelling words in context, proofreading activities, writing activities, and extra-challenging words are still included, with only the page layout and presentation differing from the previous version.

The Teacher's Edition is also slightly different, with the biggest differences being the page layout and organization. The layout is more visually attractive, and it seems easier to see the different activities and components of each lesson with the abundance of separate boxes and headings used. Additional features include a pretest and posttest, where you would read a sentence containing the spelling word, and the student would spell the word on their own. Other changes include more focused attention on related topics (including pronunciation), tips for teaching students with varying abilities, enrichment activities, and additional activity masters.

All in all, this version offers basically the same content with a few minor "extras" in a more organized, visually-appealing format. You won't be missing out with either version you go with; if you don't feel like shelling out the extra bucks, you'll still get solid spelling content, just in a slightly more dated-looking format. If your student is easily distractable, the older version offers a plainer layout, but if you and your student enjoy full-color photos, great illustrations and more color, you'll enjoy what the new version has to offer. — Jess

<b>EACH WORKBOOK. . . . .</b>	<b>23.20</b>	<b>16.50</b>
<b>EACH TEACHER EDITION . . .</b>	<b>65.45</b>	<b>45.95</b>
<b>Workbook</b>		<b>Teacher</b>
<b>035595</b>	<b>Grade 1</b>	<b>035596</b>
<b>035597</b>	<b>Grade 2</b>	<b>035598</b>
<b>035599</b>	<b>Grade 3</b>	<b>035600</b>
<b>035601</b>	<b>Grade 4</b>	<b>035602</b>
<b>035603</b>	<b>Grade 5</b>	<b>035604</b>
<b>035605</b>	<b>Grade 6</b>	<b>035606</b>





**Building Spelling Skills (Christian Liberty) (1-8)**

Based on two fundamental premises of developing excellent spelling skills, this worktext series incorporates spelling/phonics rules but likewise utilizes exercises that employ word writing repetition. Our English language has many spelling irregularities so developing skill in recognizing the arrangement of letters and/or syllables in selected list words is targeted by various word games and puzzles. Since this series is from Christian Liberty, you can also count on two things: the content is biblically based, and the books are a good value for the money.

Weekly lists of twenty words (Book 1 starts out with 16 words but ends with 20) are covered in a series of daily lessons. Lesson activities are varied but include writing/identifying list words in sentences, reinforcing phonics rules, supplying endings, beginnings, etc., writing list words, taking pre and final tests. There is plenty of room to write answers and books are pleasing in appearance with occasional graphics and an accent color. Books 1 & 2 are primarily concerned with phonetic concepts and simple prefixes and suffixes. Starting in Book 3 there is an increased emphasis on vocabulary development with activities involving the identifying and/or supplying list word definitions. Book 5 is more than a spelling book; it's a mini-encyclopedia of spelling. The first six units feature the names of major countries and cities of the world. The next two units focus on American states and capitals. Then follows units featuring the terms used in a wide variety of favorite subjects such as health, food, trees, arts, entertainment, travel, and transportation, etc. Lessons in this book also require the alphabetizing of the list words. Book 6 is an examination of the great diversity and variety in spelling the rich sounds of the English language. Book 7 & 8 are basic studies in etymology with Book 7 devoted to word-building with prefixes and suffixes while Book 8 is dedicated to word roots. Both books require considerable dictionary work and are designed to help the student develop an ability to recognize meaning and spellings, based on word analysis techniques. ~ Janice

**EACH WORKTEXT** . . . . . 8.99 7.25

**EACH TEACHER'S MANUAL** 3.99 3.25

Worktexts	Teacher Manuals
012255 Grade 1	000107
007418 Grade 2	007462
007423 Grade 3	007463
012254 Grade 4	007464
007430 Grade 5	007466
007431 Grade 6	007480
017539 Grade 7	007482
007433 Grade 8	007520

**How to Teach Spelling (1-12)  
How to Spell Worktexts (1-12)**

This is a wonderful, comprehensive spelling program, based on the Orton-Gillingham approach to reading and spelling. It presents a systematic, phonetic method of teaching and learning spelling, believing all students should: recognize the sounds in the English language; be able to decode words; and spell words correctly by relying on spelling rules and generalizations rather than memory. It is a structured, graded program that uses an incremental approach, reviewing previously-learned rules as students progress through the workbooks. Sight words are introduced at intervals and incorporated into the dictation. *How to Teach Spelling* is the manual for the entire program (and required for its use). It explains the philosophy, methods, and presentation of lessons by spelling rule, specifying grade level for which it is taught. It also contains all of the lessons, including dictation words and sentences. You will need to get familiar with this guidebook before you begin the program, but lessons themselves require little to no preparation. Worktexts contain all the phonograms, spelling rules and generalizations to be covered in that level (corresponding to lessons in the manual), space for copying and dictation, and exercises appropriate for that grade level. Each level contains three Sound Sheets, containing phonograms for memorization. It's like a little phonics course or review in preparation for the lessons. The program refers to the use of Phonics Drill Cards in presenting these phonograms. These are rather expensive, and you can construct your own using information in *How To Teach Spelling*. We have included them, however, below. *How to Spell 1* includes exercise instructions for the teacher on each page. Other levels have a separate Teacher's Key with answers. All previously taught spelling rules are reviewed in later worktexts, so if you have a student needing remedial work in spelling, just begin at her grade level worktext. This is an excellent program for remedial spelling. It is one of the few programs that teaches and reviews all phonograms and spelling rules at upper grades.

002898	<b>How to Tch Spelling</b>	31.30	24.50
002902	<b>Phonics Drill Cards</b>	54.35	42.25
002891	<b>How to Spell 1 (1)</b> . . .	8.75	6.80
002892	<b>How to Spell 2 (2-3)</b>	10.05	7.80
002893	<b>How to Spell 2 Key</b> . . .	5.15	4.00
002894	<b>How to Spell 3 (4-6)</b>	11.20	8.70
002895	<b>How to Spell 3 Key</b> . . .	5.15	4.00
002896	<b>How to Spell 4 (7-12)</b>	11.20	8.70
002897	<b>How to Spell 4 Key</b> . . .	5.15	4.00

**Natural Speller (1-8)**

A handy reference and complete spelling program all in one! Aply titled, the *Natural Speller* groups words "naturally," both by sight and sound patterns. Contains grade-level word lists; phonics rules; spelling rules; punctuation rules; skill-building activities in spelling, writing, grammar, dictionary use, vocabulary; homonyms; Greek and Latin roots. Help your child become a "natural" speller!

012833 . . . . . 22.00 19.50

*"Natural Speller is the first spelling program that has worked successfully for my daughter."*

**How to Teach Any Child to Spell & Tricks of the Trade (1-12)**

Some children, even though motivated, full of phonics instruction, and diligent workers, just don't seem to "catch on" to spelling. Gayle Graham designed her spelling program for just such a child and in the process developed a program that would be a strong contender for teaching any child to spell. What a coincidence, then, that she selected this title (*How to Teach Any Child to Spell*) for her little (35 pages; 5.5" x 8") teacher's manual. Expanding on one of Ruth Beechick's three approaches to teaching spelling, Mrs. Graham has developed the Beechick "individualized method" into an individualized spelling notebook. Her methodology is simple enough; put one spelling rule on each page, help the student categorize his own spelling mistakes under the proper rule, discuss the reason for each error developing a strategy for remembering the word's spelling, and drill the student's own misspelled words daily. However, she's packaged all this into a 90-page notebook (*Tricks of the Trade*); hole-punched with an attractive layout and engaging illustrations. What sets this approach apart from other phonics-based spelling programs is the reasoning involved. The student is actively involved in the classification/analysis of his very own spelling difficulties. This reasoning process is a significant element in each daily spelling lesson along with more typical elements - daily writing, phonics review, review of misspelled words. Another key and unusual element is daily oral reading with "penciling" - a process which draws the reader's attention to patterns of words and phrases.

The *How to Teach* book is full of helpful information including an examination of spelling myths, a look at spelling stages and strategies, a short tutorial on teaching spelling by syllables, and a strategic compilation of basic phonics/spelling rules. Although phonics plays a key element in any student's command of spelling, the slightly different perspective of seeing phonics as the building blocks for words helps engage the student in the analysis process which is the key to success. Carefully chosen helps continue into the appendix: rules worth remembering, daily phonics review, frequently misspelled words, and a recommended resource list.

The two-book set includes both the teacher's manual *How to Teach Any Child to Spell* and the consumable *Tricks of the Trade: A Student's Individualized Spelling Notebook*. ~ Janice

000334	<b>How to Teach</b> . . . . .	9.00	7.35
000351	<b>Tricks of the Trade</b> . . . . .	13.00	10.50
000350	<b>Set of both</b> . . . . .	20.00	16.75

**Success in Spelling (Weaver) (2-12)**

This program emphasizes three areas of spelling: phonics rules as they apply to spelling, proper study habits leading to good spelling, and review for reinforcement. Weaver recommends that you start this program at Level 1, but not to begin before second grade. Each level contains a Master Spelling List for the teacher with all the words along with their corresponding lesson number and the pretest lesson forms. The program uses practice writing words, explains the meanings of words, reviews phonics rules, and suggests games for rein-

forcement. Pretests in the book have the words already typed onto them. When your child is taking it you simply fold over the paper to hide the correct spellings, read the words from your Master Spelling List, and then check their work. At the end of every week is a final test, and any missed words should be added to next week's spelling list. Every book covers different spelling rules, but all have "Quickie Words" throughout that do not follow phonetic patterns and need to be memorized. ~ Steph

<b>012509</b>	<b>Level 1 (2)</b>	..... 8.00	<b>6.80</b>
<b>012623</b>	<b>Level 2 (3)</b>	..... 10.00	<b>8.50</b>
<b>012624</b>	<b>Level 3 (4)</b>	..... 12.00	<b>10.20</b>
<b>012625</b>	<b>Level 4 (5)</b>	..... 15.00	<b>12.75</b>
<b>012627</b>	<b>Level 5 (6)</b>	..... 20.00	<b>17.00</b>
<b>012629</b>	<b>Level 6 (7-12)</b>	..... 20.00	<b>17.00</b>



**Spellwell (2-5)**

A flexible spelling program, designed to practice words by spelling rule, but incorporating high-frequency sight words and additional words of your choice. This allows you to include content-area words from other subject areas or words your child has misspelled in writing. Another nice feature is the upgrading of the lesson if a child misses less than two words on the pretest. Words with the same phonetic or spelling rule, but at a higher reading level, are substituted for those on the original list. For example, if words like "tire", "hole", and "mistake" are no challenge, they are replaced by words like "telephone", "useful" and "earthquake". As you might guess, this lesson's rule is "Words with Silent e". An "outlaw" word for the lesson is "whole", since it doesn't conform to its sound. After the pretest, the student uses the words in the list in games and activities throughout the week. According to research referenced here, students more easily retain information that's practiced in regular, short intervals than for a longer time less frequently. Exercises appear varied, educational, and interesting, giving the students experience writing and working with the words before the post test.

Cartoonish blackline illustrations liven the text and would be fun to color in as a reward for good work. Teacher guides are optional, providing an answer key for the exercises. You should not need them at this level, but they are inexpensive and will help busy moms save time.

<b>EACH WORKBOOK</b>	..... 7.25	<b>5.65</b>
<b>EACH TCHR GUIDE/ANS KEY</b>	4.25	<b>3.35</b>
<b>000562</b>	<b>A (Grade 2, Part 1)</b>	
<b>000565</b>	<b>AA (Grade 2, Part 2)</b>	
<b>000564</b>	<b>A &amp; AA Teacher Guide/Answer Key</b>	
<b>000567</b>	<b>B (Grade 3, Part 1)</b>	
<b>000569</b>	<b>BB (Grade 3, Part 2)</b>	
<b>000568</b>	<b>B &amp; BB Teacher Guide/Answer Key</b>	
<b>000570</b>	<b>C (Grade 4, Part 1)</b>	
<b>000572</b>	<b>CC (Grade 4, Part 2)</b>	
<b>000571</b>	<b>C &amp; CC Teacher Guide/Answer Key</b>	
<b>002914</b>	<b>D (Grade 5, Part 1)</b>	
<b>002916</b>	<b>DD (Grade 5, Part 2)</b>	
<b>002915</b>	<b>D &amp; DD Tchr Guide/Answer Key</b>	

**Grammar of Spelling (2-6)**

The title simply means spelling in the grammar stage of learning (grammar, logic and rhetoric). Maximizing on children's love of acquiring knowledge and new facts, the 2nd grade program teaches children blends, clusters and vowel sounds through hearing and dictation. It is designed to take 30 minutes a day (dictation and worksheets Mon-Wed, and testing on Thurs-Fri). 3rd grade is a compilation of worksheets with spelling words being alphabetized in print and then written in cursive and capital print. In the 4-6 grade book, spelling rules are taught. The rules are classified into two groups. The first group pertains to syllabication and vowel sounds. The second group deals with the addition of suffixes. After all the rules are taught, spelling is integrated with other subjects.

<b>015910</b>	<b>Grade 2</b>	.....	<b>30.00</b>
<b>015911</b>	<b>Grade 3</b>	.....	<b>30.00</b>
<b>015912</b>	<b>Grade 4-6</b>	.....	<b>30.00</b>

**Spelling Skills (Practice & Apply) (4-7+)**

This series seeks to not only apply skills learned in the spelling curricula to other subject areas, but also integrates other subjects into spelling. These books can be used on a stand alone basis or to supplement another spelling program, providing extra practice for certain skills. Each grade level is divided into different units, each covering a different spelling rule. The first page of each unit introduces the word list for that unit and the student gets a chance to practice the correct spelling of each word. Vocabulary and writing pages are also included in each unit, as spelling directly relates to each of these topics. Different activities such as fill-in-the-blanks, word webs, crosswords, and word finds are incorporated to brighten the learning process. Book Tie-ins are included, provided suggested literature to accompany each unit. Additional materials such as a glossary, student test pages, and an answer key are included in the back of each book. Each book covers a multitude of skills; the following skills are included in the first three grade levels with increasing levels of difficulty: synonyms, antonyms, homophones, prefixes, suffixes, short vowels, words with multiple meanings, compound words, idioms, prepositions, plurals, possessives, similes, metaphors, and contractions. Fourth grade also covers sequencing, signal words, and measurement. Grade five also includes transition words, states/abbreviations, and literary terms. Sixth grade explores transition words, commonly misspelled words/analogs, and computer terms, additionally. Grade seven plus delves into not only synonyms, antonyms, prefixes, suffixes, similes, and metaphors, but also silent letters, palindromes/alliteration, personification/onomatopoeia, words ending in "ology," Greek roots, Latin roots, and geography, science, math, history, and government terms. ~ Megan

<b>EACH BOOK</b>	..... 12.99	<b>10.50</b>
<b>023596</b>	<b>Grade 4</b>	<b>023598</b> <b>Grade 6</b>
<b>023597</b>	<b>Grade 5</b>	<b>023599</b> <b>Grade 7+</b>



**Spelling Smart (4-AD)**

This is a ready-to-use spelling program for anybody who struggles with spelling difficulties from fourth grade through adult. Learning to spell through memorization just doesn't work for some people, and that is where this program comes in. Since approximately 85% of the English language follows consistent patterns and rules, this program focuses on its structural regularity. There are six basic concepts taught: sounds, syllables, word building, rules, generalizations, and compensatory strategies (for words not spelled in a regular way). There are two sections. The first addresses issues and concerns about how students feel about spelling, tests for checking student's knowledge in certain areas of spelling (like consonants, vowels, blends, digraphs, and sound/symbol correspondences), guidelines for assessing the student's needs, ways to teach irregular words, how and when to teach homonyms, teaching dictionary skills, and checking spelling with computers. The second section contains the 40 lessons. Each lesson consists of these same parts: getting started, introducing new information, practicing with individual words, practicing spelling in context, reinforcing activities, and extra interesting facts. Everything needed to present the lesson is given in the book. The philosophy and methodology of each part of the lessons are described in the introduction. Knowing this will help the teacher effectively present the lessons and activities to the student, helping them gain the confidence they need to succeed and excel. The activities are varied and interesting, and all 200 consumable activity sheets in the book are reproducible. This is a complete program for individual students or small group instruction, starting with the basics and working up. Each lesson takes several days to complete, though that pace can be determined according to the needs of the student. Answers included. 415 pgs, pb. ~ Zach

<b>026850</b>	..... 29.95	<b>23.95</b>
---------------	-------------	--------------

**Excellence in Spelling: Phonetic Zoo (4+)**

A unique spelling program based on A. Ingham's Blended Sound-Sight Program of Learning. According to this approach, "children learn best when what they see is reinforced by hearing, and when what they hear is reinforced by being seen." The visual components of the Phonetic Zoo consist of 47 lesson flashcards and a corresponding set of smaller "zoo" cards. The auditory component consists of five audio CDs.

Each lesson begins with a new flashcard and "zoo" card. On the front side of each flashcard are pictures of animals whose names illustrate the spelling rule being taught. For example, Lesson 2 covers the "ie" rule and is illustrated with a cockatiel. The corresponding "zoo" card is labeled "The 'ie' Rule" and has a cockatiel printed on it. By the end of the program, the student will earn an entire zoo of animals. The spelling rule, or some jingle or hint to remind us of the rule, is printed on the back of the lesson flashcard. The rule, jingle, or hint should be memorized. The flashcard also lists 15 spelling words that confirm or are exceptions to the rule. These words can be studied before moving to the audio part of the lesson. Using a CD player and headphones, the student takes and corrects a practice test dictated on CD over the 15 words. Because the student studies, self-tests, and cor-

rects his or her own work, the Phonetic Zoo is considered a "self-teaching spelling program." Practice test and test corrections for each lesson are recorded on separate CD tracks so the student can easily find each one. It may take a while for the student to adjust to the speed of the dictation, but this is typical. The pause button on the CD player can always be used for short breaks or to catch up to the speaker. Two distinct voices are used on the audio CDs. Both speakers clearly enunciate, but to my ear, one speaker's voice was much easier to understand. Daily tests and corrections take approximately ten minutes to complete. Achieving two consecutive perfect test scores is recommended before moving on to the next lesson.

Every fifth lesson in this program is called a "personal" lesson. The words for this lesson are collected by the student and should be written on the blank spaces provided on the lesson flashcard. Possible personal spelling words can be commonly misspelled words or interesting words that the student has come across in other subjects. Personal lessons help tailor this spelling program to the student.

The Phonetic Zoo has three difficulty levels: A-primary, B-intermediate, and C-highest. All levels use different CD sets but identical lesson flashcards. Flashcards actually have three complete spelling lists printed on the back. Correct level placement can be determined by taking the placement test available online at [www.writing-edu.com](http://www.writing-edu.com). A comprehensive final exam marks the completion of the level and progression to the next level. Since the goal of this program is mastery, the time required to complete a level will depend on the individual student.

This program was designed for children ages nine and above. Younger children may have difficulty memorizing some of the longer rules and writing quickly enough to keep up with practice test dictations. If focus is placed on the number of correctly spelled words rather than the number of words missed, the creators of this program are confident that lesson repetition will take care of the latter. As explained in the Introductory DVD, it may take time for students to adjust to this type of program.

Program components are available in several different sets. Complete sets for each level each contain five CDs, lesson flashcards, zoo cards, Personal Spelling (PS) flashcards and an introductory DVD. Please note that the lesson flashcards and introductory DVD are applicable to all levels. So if you already have a complete set, and want to purchase a different level, you'll want to purchase one of the CDs w/ PS/ Zoo Card packages. These packages include the CDs for that level, as well as Personal Spelling and Zoo cards (no lesson flashcards or introductory DVD). Likewise, the lesson flashcards and introductory DVD are also available separately along with the new *Spelling and the Brain* DVD. Additional Personal Spelling flashcards and zoo cards are available separately as well. ~ Anh

- 013351 Level A CDs w/ PS/Zoo Cards 79.00
- 013352 Level A Complete . . . . 99.00
- 013353 Level B CDs w/ PS/Zoo Cards 79.00
- 013354 Level B Complete . . . . 99.00
- 013355 Level C CDs w/ PS/Zoo Cards 79.00
- 013356 Level C Complete . . . . 99.00
- 013349 Extra PS/Zoo Cards (All levels) 7.00
- 013350 Flashcards & DVD . . . . 29.00

### Spelling the Easy Way (9-AD)

From the publisher Barron's is another quality book to simply make learning easier for you. Let me run through with you all that this comprehensive and logical spelling program covers: a 10,000 word ready reference spelling list; chapters on why to bother spelling correctly, why spelling is so difficult, why we misspell, how to become a good speller, and mnemonics; the section covering rules for spelling, which is broken down further to detail better spelling by ear, some special problems (-sede, -ceed, and -cede etc), prefixes, confusing suffixes, plurals of nouns, the final-y, the final-e, doubling final consonants, and the difference between British and American spelling; English as a second language; special devices such as the hyphen, the apostrophe, capital letters, and spelling abbreviations; and troublesome words like homonyms and homophones, word building, most frequently misspelled words, demons and superdemons, science and technology, computer terms, and medical terms. From the theory behind different aspects of spelling to the technical how and with what - I don't think they skipped a single step in teaching spelling. The chapters are clear, and they teach using many examples. Exercises are included throughout the book, and there are seven achievement tests in the back of the book to help test progress. Answers to all the exercises and tests are also included in this book that really does make spelling look like an easy thing to learn. ~ Zach

021561 . . . . . 14.99 12.25

### SPELLING INSTRUCTION

#### Spelling Plus 1000 Words toward Spelling Success (K-6)

Do you want to see improved spelling in your students' writing? Research shows that 90% of English text consists of just 1000 words. This book focuses on teaching the most commonly used and misspelled words and ensuring that students of all ability levels receive intense instruction on core words. The book is divided into four main parts; Incredible English, Spelling and Teaching, Recommended Teaching Techniques, and Spelling Lists.

The Incredible English chapter lists rules for spelling and then lists exceptions to the rules. It also compares the difficulty of spelling other languages to spelling English and covers the history of the how the English language has evolved. It also gives arguments for and against spelling reform in a humorous manner.

The Spelling and Teaching section discussing ways a spelling program can be transferred to writing. Many students spell words correctly on tests but then forget to use the correct spelling in their writing. This part of the book gives ideas to keep that from happening. It discusses the importance of good spelling and explains why schools do not do a better job teaching it. It talks about the different types of memory a student uses to assist with spelling and gives suggestions for improvement.

Recommended Teaching Techniques is the section of the book that suggests a few teaching methods that provide the greatest amount of practice in the least amount of time. Daily Practice provides six guided practices per word per day, each in about thirty seconds.

Homework provides eleven independent practices per word per day, each in less than one minute. Diction provides distributed practice and allows the teacher to continually reinforce spellings, homophones, punctuation, capitalization, and form. Personal Words provide an optional method for dealing with misspellings in student writing in an effective and flexible way.

The Spelling Lists section includes the 1000 Word Core List. It provides lists for grade levels K-6 and pretesting, review testing, and post-testing to assess students' learning. It also includes spelling rules and lessons and worksheets that correspond with the lists. This instructional book also includes a word bank and other teacher resources like a step-by-step checklist and challenge spelling lists. ~ Rachel

014528. . . . . 19.95 18.95

#### Spelling Dictation Resource Book (1-6)

In Spelling Plus 1000 Words toward Spelling Success, author Susan Anthony addresses her concerns of the difficulty students may encounter in applying what is learned from their spelling lessons to their actual writing. One of her recommendations was to incorporate the practice of dictation. The Spelling Dictation Resource Book, specifically written by Anthony to supplement Spelling Plus, provides the links between spelling, language mechanics, and real life writing applications. The goal of this book is to help students achieve balance between creativity and grammatical correctness in writing.

In a concerted effort to help save time, this book provides sample sentences for dictation that correspond to the spelling lists presented in Spelling Plus. With the exception of the kindergarten lists, sentences are provided for each lesson; 20 for lists 4-47 and 10 for lists 48-69. All the spelling words from the previous week's lesson, as well as words that may follow the same spelling patterns that have been taught, are covered in the current dictation lesson. Additional features of this book include suggestions on how to use the Spelling Plus 1000 core words as a basis in teaching many language skills such as capitalization and punctuation as well as word histories for each of the 1000 words. In just 15-20 minutes a day, your child will quickly become proficient in checking and correcting his or her own written work while attaining the skill where writing is done with almost no conscious thought. ~ Enh

004554 . . . . . 12.95 12.50



**Spelling Homophones Resource Book (1-8)**

They say that the English language is one of the most difficult to master as there are so many inconsistencies and exceptions. One particular aspect of the English language that may cause trouble is homophones. Homophones account for over 30% of "spelling" mistakes. However, these are not necessarily "spelling" mistakes. Confusion on correct word choice may very well be the source of these "incorrect" spellings. Author Susan Anthony offers this book, designed to accompany Spelling Plus, as a resource guide aimed at teaching students how to differentiate between commonly confused homophones and homonyms in their writing. Background information including definition, part of speech, word history, usage frequency, and a mnemonic device are provided for each word. Additionally, this book contains a worksheet for each of the 130 word pairs covered. Each reproducible activity sheet contains a set of 20 sentences in which the correct word must be filled in. Answers provided. ~ Enh

**004561** ..... 15.95 **14.95**



**All About Homophones: Your Complete Tool Kit! (1-8)**

Hear it is! Weight know longer! This is won't grate book that shouldn't beee mist! Seriously, this is a very helpful resource. The cover says it has "more homophones than you can shake a stick at." I don't know how many that is, but 101 sound-alike pairs and triples are covered in this book via grade-leveled worksheets and other activities. Worksheets have target homophones in large lettering on the top and ten fill-in-the-blank exercises. The worksheets are intended as reinforcement; you should introduce the homophones and their correct usage before having students work them. There are also additional activities or fun facts at the bottom of each page plus an entire page of additional suggestions for using the sheets. A section of graphic organizer sheets can be used to illustrate (or paste pictures of) homophones and define them. This could even be part of your instruction process prior to having students work through the exercises. A section of homophone crossword puzzles is included following the worksheets. A table tells you when you can use each puzzle (the first can be completed after using the 2nd grade sheets). Six different homophone card games are provided, complete with cards to photocopy onto cardstock and/or laminate. A final section of More Homophone Tools contains a listing of books about or using homophones; My List of Homophones student sheets (for students to compile their own lists); tongue twisters; riddles; puns; answer keys for the worksheets and puzzles; and, finally, a mega-list of homophones (maybe more than you can shake a stick at). I think it's safe to say that this is the only homophone reference/resource book you'll ever knead!

**045726** ..... 29.95 **29.25**

**Painless Spelling (3+)**

Think of this inexpensive book not so much as a spelling program, but more as a spelling instructor. The focus is on letter sounds and spelling rules. For instance, the long o sound can be made with the following letter combinations: o, o\_e, oa, oe, ow, au, eau, oh, ol, ou, ough, eo, ew. At our house, spelling instruction coincides with phonics instruction in the early grades. We commonly study a letter combination and related words one day, a different letter combination that makes the same sound (with related words) another, then give words with both letter combinations another day to ensure they have really learned the words. This book does a good job of listing letter combinations that can make each sound (common, unusual, and oddball), as well as giving many other spelling rules on plurals, prefixes and suffixes, compound words, homonyms, and Greek and Latin root words. 102 activities, with answers in the book, are included. Consider this one if you want a basic framework on which to base your own spelling program, or if you have a junior high or high schooler needing remedial spelling work. 255 pgs, pb.

**002418** ..... 8.99 **7.50**

**Spell Well (6-12)**

**045487** ..... 11.95 **11.65**

**The Spell of Words (7-12)**

This speller was written specifically for older students with specific language disability (developmental dyslexia), although it would benefit any struggling speller. Fourteen lessons cover basic spelling rules such as the doubling rule, silent e, ie and ei, endings, plurals and possessives, and others through exercises tried and true for teaching those with developmental dyslexia. Each lesson contains simple explanations of the rules, plenty of example words, and words that are an exception to the rule, as well as several practice exercises that provide students the opportunity to spell words for themselves following the rules they have learned. Engaging composition ideas are also included in every chapter. Three additional chapters at the back of the book include a list of Greek prefixes, review exercises, and spelling word lists. The teacher's manual contains a suggested lesson plan for the teacher which provides helpful tips on using the program as well as specific advice for teaching spelling to students with SLD, the answers to the workbook exercises, and several dictations for each lesson. ~ Steph

**032372 Student** ..... 14.10 **10.95**

**032385 Teacher** ..... 8.65 **6.75**

**SPELLING PRACTICE / REINFORCEMENT**

**I Can Spell Words With 4 Letters (PK-2)**

This unique book is perfect for helping children learn how to spell at their own pace. Letter flip cards and picture cards are included in each spiral book. Children choose a picture card and then flip through the sets of letters until they think they have spelled the word correctly. They then flip over the picture card, where the correct spelling of the picture is given, and they check their own work. Includes 100 picture cards. Velcro keeps books shut when not in use.

**019365** ..... 9.95 **7.50**

**Spelling 1-2 CD-ROM with Workbook (1-2)**

This entertaining CD-ROM makes learning how to spell a lot of fun! Learn over 2,000 words by playing four under-the-sea games: Coral Reef, Sunken Galley, Neptune's Cave, and Tropical Lagoon. Spell words correctly to help free the trapped fish! Difficulty levels are automatically adjusted to your child's ability. The accompanying 128-page workbook contains over 40 spelling lessons mixed with review. Workbook activities involve fill-in-the-blanks, secret messages, crosswords, and coloring. Lessons cover beginning and ending sounds, short and long vowel sounds, compound words, contractions, silent letters, double consonants, blends, suffixes, and more. System requirements: Windows Vista/XP/2000, or Mac OS X 10.5, 10.4.11, 10.3.9 and 256 MB of RAM. ~ Anh

**013257** ..... 15.99 **12.95**

**Spelling Skill Builders (1-3)**

Following the same format as *Reading Skill Builder*, these books give a variety of reproducible exercises that review and practice spelling rules. Like the Reading editions, it includes a Brain Teasers section, differing formats of exercises, and an answer key.

**027319 First Grade** ..... 3.99 **3.25**

**019735 Second Grade** ..... 3.99 **3.25**

**027320 Third Grade** ..... 3.99 **3.25**

**Spelling DooRiddles (2-6)**

These spelling riddles are designed to help children build their associative reading skills. Each four-line poem holds several clues to the answer, inviting children to work line by line, examining each one closely and thinking of different possible solutions, then fitting the entire poem together to solve the mystery. Although an individual clue might have several possible answers, only one answer will match all of the clues. Thus children use creative thinking and reasoning as they identify important phrases, brainstorm multiple answers, and ultimately connect all of the ideas to determine the definite solution. Perfect for a classroom filler, one-a-day, or short exercises in critical thinking. Steph

**EACH BOOK** ..... **10.99**

**018321 Grades 2-3** **018323 Grades 4-6**

**Daily Skill-Builders: Spelling/Phonics (3-6)**

This book of 180 daily activities includes concepts and practice for spelling and phonics. The contents (my copy is grades 3 and 4) include a bit of phonics review and cover consonants, vowels, blends and digraphs, syllabification, prefixes, suffixes, consonant sounds, contractions, and more specific phonetic concepts all practiced through simple spelling exercises. Each page focuses on a single sound or concept and features a spelling activity that brings together the sound and the visual form of the words. The activities vary and include word completion, filling in the blanks, breaking words into syllables, and of course, spelling out the words. All student worksheets are reproducible, and answers are included in the back. These worksheets provide an easy way to supplement spelling practice into your language arts program, while reviewing phonetic concepts. -Jess

**EACH BOOK** ..... 24.99 **19.25**

**030482 Grades 3-4** **030484 Grades 5-6**

**030483 Grades 4-5**

### Simply...Spelling (3+)

Since when was anything simple - especially spelling? Yet this book breaks up spelling rules and words into manageable lessons with its 3-step approach. The first step, Learn It!, shares the spelling lesson, along with the rules, examples, and any exceptions. The next step, Try It!, provides a beginning activity for children to apply the rule. This usually involves finding the correctly spelled word following the above lesson's rule. Lastly, in the Practice It! section, students spell related words by themselves to solve crossword puzzles, complete a sentence, or complete words (by pluralizing them or adding suffixes, etc.) according to the rules of the lesson. 22 lessons cover a variety of spelling rules including i before e, confusing words, plurals, and other spelling tips. ~ Steph

029784 ..... 18.95 15.75



### Spelling Demons Week by Week (6-9)

For your older child who struggles with those variant (deviant?) spellings, *Spelling Demons* seeks to help. The book is divided into four units of ten lessons. Each two-page lesson contains an average of eight words to study and master. Lessons approach spelling of the words on an individual basis. That is, each word is presented to the student, with pronunciation, then with a strategy for mastering the spelling of that word. A reproducible pronunciation key is included in the book for use with some lessons. After several words are presented, two brief exercises practice them before going on to the next grouping. These vary in format and also use words from other lessons to provide continual review/reinforcement of previously studied words. When all words for the lesson have been studied, a page of additional activities can be used if you feel further reinforcement is needed. These lead the student, via a series of well-contrived questions, through a unique discovery process to further solidify the spellings of the words ("if the u were not after the c in biscuit, how would you have to pronounce the word?"). Answers to all of the lesson exercises follow. Quarterly quizzes follow each group of ten lessons. The oral quiz is given by you. Following this are three other reproducible written quizzes. A Sound to Spelling quiz presents words as pronounced (using dictionary markings) and students provide the right spelling. A General Quiz tests spelling mastery of the words in a variety of ways. A Spelling Rules Quiz tests student understanding of the rules discovered to date. A set of Final Tests covers the whole text. 008015..... 34.99 26.75

### Big Book of Spelling Tests (5-12)

045339 ..... 9.95 7.50

### Apples: Daily Spelling Drills (7-12)

This book is full of worksheets to drill students on the rules of spelling. It has worksheets for 150 days and incorporates scripture from the Bible, including KJV, NKJV, and NIV versions. The book introduces one spelling rule each week and eventually encompasses many of the most prominent spelling rules. The book then supplies short and simple daily drills to help students memorize the rules. These lessons should be completed quickly and easily, using no more than ten minutes a day. There are no lists and no tests, but every tenth day there is a review of the previously learned rules. Students then apply the rules by completing scripture, puzzles, and sentences. Most of the answers are somewhat obvious because the activities give a word box or list to draw answers from and the rest can usually be figured out by process of elimination. However, a key is provided if needed. The book focuses only on common spelling rules and does not provide drills for their exceptions. Once students are comfortable with a rule, they can look in the back for a list of exceptions. A simple way to enhance spelling for those who need it. ~ Rachel S.

017131 ..... 14.95 12.25

### Apples 2: Daily Phonics Drills for Secondary Students (7-12)

Just like the original, Apples 2 is intended for older students who need phonic based spelling drills. The format of the book remains the same. Approximately one spelling rule is presented per week and students apply the rule through completion of various Bible verses, puzzles, and fill-in-the-blank exercises. Exceptions to the rules are covered in separate lessons to avoid undue confusion, especially for those who may already exhibit spelling difficulties. The 150 lessons are still meant to be completed in less than 10 minutes a day. There are no spelling lists and tests, although short reviews covering the previously learned rules are provided every tenth day. This book not only reinforces some of the lessons covered in *Apples*, but also introduces more "advanced" phonics rules. Please note: In creating the drills used for this book, 4 Bible versions were used: KJV, NKJV, ESV, and NIV. ~ Enh

025602 ..... 14.95 12.25

### SPELLING REFERENCES / HANDBOOKS

#### Handy English Encoder Decoder (all ages)

This handy guide is ideal for use by students, teachers, writers, or anyone else who could use a comprehensive reference to help them develop their encoding and decoding (spelling and reading) skills. It contains a simple but complete list of spelling and phonics rules to build your proficiency in these areas. The spelling rules are arranged by topic, including vowel and consonant rules, words with specific endings, plurals, possessives, capitalization, commonly confused word pairs, and many more. The bulk of the phonics rules are organized by individual letter from A to Z. Two appendices contain game suggestions and a thorough list of homophones. This makes a very beneficial resource for any school. 101 pgs. - Melissa

030381 ..... 15.00 13.95

### Scholastic Dictionary of Spelling (2+)

Just the spelling, thank you. Beginning writers understand more words than they can spell (for some writers, this will always be the case!). This spelling dictionary contains over 15,000 words *without* definitions to provide a very usable spell checker in book form. The list is purely alphabetical, meaning that different forms of a word may not even be listed together. The sole purpose is for a child to be able to check the spelling of a word. Words are syllabicated and stressed (di•gres•sion) so this book will be useful for work in these areas as well. In order to help students find a word (since it's sometimes hard to find a word when you don't know how to spell it - like a catch-22), the author gives students a method to follow, basic hints on other possible ways a given sound might begin, a "dozen and one" spelling rules, and a "Misspeller's Dictionary" to use if all else fails. This peculiar dictionary is appended at the end and includes common (it-really-sounds-like-it-starts-this-way) misspellings, along with correctly spelled words. He also includes a "Memory Tricks" section (which is priceless itself), containing 150+ words that are often misspelled, along with a memory aid to help remember their spellings ("Ma, the mat has mathematics written on it"). A nice addition to your child's reference library for all those "Mom, how do you spell..."? times.

009489 ..... 9.99 6.95

### Spelling Essentials (3-10)

This well-organized book serves as an easy reference guide to aid students when checking their work for spelling. The book gives an overview of spelling rules and then rules for plurals, prefixes and suffixes, homophones, abbreviations, acronyms, apostrophes, and more, all with many examples. A thorough list of difficult words to spell is then included in the back of the book. Black and white illustrations 64 pgs. .

019044 ..... 3.95 3.17

### A Measuring Scale for Ability in Spelling

A reprint of the classic by Leonard Ayres, this book contains one thousand frequently used words arranged according to grade level. Utilize it as a tool to assess a child's spelling skill level, then use it as a weekly spelling list.

005691 ..... 5.99 4.85

### How to Spell It (3-AD)

Isn't it frustrating when you don't know how to spell something, so somebody says "Well, look it up in the dictionary!" That's a little tricky when you have to know how to *spell* it to find it! Subtitled "A Handbook of Commonly Misspelled Words," this book features alphabetical word lists of thousands of words in alphabetical order. To use, simply look up in the book where you think the word should be based on how you believe it is spelled. If that is the correct spelling, the word is shown in a red font; if that is the incorrect spelling, the word will be shown in black with the red font showing the proper spelling beside it. This book is not a dictionary, but a very helpful guide so you can find the proper spelling for a word - and can look it up if you want to! Of course, now you have no excuse...330 pgs, pb. ~ Megan

006974 ..... 16.99 12.25

### ☀ Spell It Right Dictionary (6-AD)

Similar to *How to Spell It*, this book is an alphabetical list of words. You can look up any word to see if you're spelling it correctly because both correct spellings and common misspellings of words are listed. Misspellings are printed in red while the correct spellings are in black next to the misspelled words. With more than 25000 headwords and extra features like hints for correct spelling in context (like choosing between "right" and "write"), a side-bar of spelling rules specific to featured words, and additional spelling tips for things like suffixes and compounds, this is a great reference for students who want to look up the spellings of words, without knowing exactly how they're spelled. Note: this is not a traditional dictionary – the words only have definitions when the book is showing the difference between commonly confused words. 396 pgs, pb. ~Rachel

004861 .....7.95 6.50

### ☀ Melissa Forney's Picture Speller for Young Writers (K-2)

Your five-year-old took a fishing trip with Grandpa and now he wants to write about it. But, alas! He doesn't know how to spell those words. This book will give him words – catch, bait bucket, worm, fishing rod, hook – each colorfully and beautifully illustrated so he can find exactly the word he needs to tell his story. And you'll never hear "Mom, how do you spell \_\_\_\_\_?" With 91 chunks (16 related words) such as the birthday party, medieval fantasy, the countryside, construction, and computer words, your child will have lots of ideas to spark his writing and he'll be able to spell those troublesome words. A creative variation of a spelling dictionary just right for the beginning writer. 117 pgs, pb. ~Janice

028349 .....19.95 16.75

### My Spelling Dictionary

*My Spelling Dictionary* lists over 1000 common words and includes blanks on the bottom so that troublesome spelling words can be added. The back of the book contains lists of important things like the days, months, colors, contractions, holidays, abbreviations, number words, and story starters. 30 pgs. - Melissa

006825 .....1.99 1.55

### Tricky Spelling Words Sticker (1-4)

This 4"x 4" spelling tool will easily stick onto your writing notebook, desk, or other surface to keep these confusing words handy when you write. 80 commonly misspelled words are arranged alphabetically for easy reference!

031897 ..... 0.25

### Spelling Bookmark (3-12)

This glossy paper bookmark measures 2" x 6" and looks like a chalkboard with spelling rules written on it. One side contains a list of 28 frequently misspelled words (business, government, license, etc.). The other side has six spelling hints that are general rules to follow when spelling (*i* before *e*, change *y* to *i* and add *es*, etc.). A useful and inexpensive reference.

036216 ..... 0.25

## SPELLING PAPER / TABLETS

### Primary Learning Log (K-3)

This spelling notebook is specifically designed for younger spellers by providing widely spaced lines with the referential dotted half line. There is ample room to write the set of twenty spelling words covered in the week's lesson from the *Wise Guide for Spelling*. The log has room for over 1000 spelling words. ~ Enh

009102 ..... 4.95

### 001381 ☀ Black Learning Log (3+)

This particular composition book is used as a spelling notebook for *Spell to Write and Read*, and is intended for grades 3 and up. Includes 50 wide-ruled sheets (3/8") and has a sturdy cardstock cover.

..... 2.95

### Tall Tales Wirebound

Ignore the fancy title - this long (11" ) narrow (4") lined book is ideal for spelling words or lists of any kind. They flew off the shelf at our spring conventions. I love 'em because I can list without waste, they're cheap, and spiral bound. What more could you ask for? Assorted colors, sturdy covers, 50 sheets, college ruled.

013823 .....1.54 1.40

### Lefty Tall Tales

Identical to the *Tall Tales Wirebound*, this 4"x 11" lined tablet is bound on the right instead of the left. This provides a bit of relief for left-handers since their writing hand usually winds up on top of the spiral binding, especially with a narrow notebook such as this. ~ Anh

000783 .....1.54 1.40

### Spelling Paper

We always used steno notebooks for spelling when I was young, creating new columns when we'd get to the bottom of the page. This idea is better! Each package of paper contains 500 sheets of white, wide ruled paper, measuring 4" x 11"; perfect for your long spelling lists.

023775 .....4.69 3.75

## SPELLING & VOCABULARY PROGRAMS

### Horizons Spelling and Vocabulary (1-2)

Each of the 160 lessons includes weekly word lists, but allows particular problem words for the student to be added as well. Teacher Handbook includes daily lesson plans which dovetail with *Horizons Phonics and Reading*, so the two work well together. Complete sets include a student dictionary that lists all the words and definitions used in the program.

010619 Complete Set 1 ....41.95 36.92

010620 Student Book 1 ....17.50 15.40

013281 Complete Set 2 ....44.95 39.56

013282 Student Book 2 ....17.50 15.40

### Basic/Not Boring (2-8)

EACH BOOK.....9.99 8.25

035920 Basic 2-3: Spelling

035930 Basic 4-5: Words & Vocabulary

035913 Basic More! 6-8+ Words &

Vocabulary

## MEGAWORDS (4-AD)

Megawords uses multiple approaches to help students learn, understand, and spell mega (large or multisyllabic) words. The series is sequential with words building in complexity on both phonic and structural elements. Its goal is "to teach students word attack strategies that they can apply to sounding out any unfamiliar word". This is accomplished by having them start with the basic building block of language, the syllable. These are then combined into whole words, used in context, and practiced in a variety of multisensory activities. Between 431-781 words are learned in each book and are grouped by phonetic structure. Worksheets that follow explain and help practice the rules or patterns found in the word list. Varied exercises focus on reading, spelling, and vocabulary. The word lists by construct can be fairly extensive so many worksheets follow in an attempt to use each word at least once in an exercise. The Teacher Guide/Answer Keys contain more specific information about the approach, teaching strategy, lesson-by-lesson plans and a complete answer key.

A spiral-bound Assessment Book is now also available, which is intended for all levels of *Megawords*. It provides a full diagnostic measure of the decoding and encoding skills taught at each level, and the test format is great for appropriate placement in the series, accurate diagnosis of lack of skills in certain areas, easy and complete error analysis, pre- and post-test comparison for documentation of progress, accountability of instructional practices, and development of individual goals and objectives. The Assessment Book is reproducible, so it can be used repeatedly as students work through the series.

026405 Assessment .....30.15 23.50

EACH WORKTEXT.....11.35 8.95

EACH TEACHER GUIDE/KEY ..8.10 6.30

### Megawords 1

Compound words plus open, closed, silent-*e*, *r*-controlled, consonant -*le*, double-vowel words and five syllabic rules (VC/CV, V/CV, VC/V, /Cle and V/V) 762 words.

006877 Worktext 006878 Guide/Key

### Megawords 2

Common prefixes and suffixes in two-syllable words, including 15 Latin roots. Accenting. 781 words.

006880 Worktext 006881 Guide/Key

### Megawords 3

Multisyllabic words with unaccented endings and middle syllables (schwa or short-i). Reviews accent patterns in 2-syllable words; introduces accenting of three- and four- syllable words. 431 words.

006882 Worktext 006885 Guide/Key

### Megawords 4

Advanced suffixes and endings (-er, -or, -ar, -ard, -ward, -tion, -sion, -cian, -ous, -age, -ture, -tu, -sure, -able, -ible, consonant-le). 513 words.

006886 Worktext 006889 Guide/Key

(continues on next page)

**Megawords 5**

Vowel sound of y and vowel combinations with o (oo, ou, ow, oa, oy, oi), a (ai, ay, au, augh, aw, al) and e (ee, ey, ea, ei, eigh, ew, eu). 515 words.

**006890 Worktext 006893 Guide/Key**

**Megawords 6**

Variations in consonant sounds (ch, ph, qu, soft sounds of c and g, modified long-vowel sounds of r-controlled vowels in VrV and VrrV patterns). 433 words.

**006902 Worktext 006903 Guide/Key**

**Megawords 7**

Unaccented vowels i (shwa, i, and y). Unaccented vowel ending patterns (-ity, -ical, -ial, -ium, -ual, -ion, -icial, -itial, -cious, and -cient). 470 words.

**006904 Worktext 006905 Guide/Key**

**Megawords 8**

Assimilated prefixes (com-, ad-, sub-, ob-, dis-, ex-, syn-, and in-). Reviews syllabication rules, suffixes, unaccented vowels, and accent patterns. 675 words.

**006906 Worktext 006907 Guide/Key**

**VOCABULARY PROGRAMS**

**Vocabulary Connections (1-8)**

This vocabulary program from Steck-Vaughn introduces new words in the context of fiction and non-fiction, and includes a variety of exercises for students to learn word meaning and usage. Each level includes about 20 lessons, clustered into themed units (although the units are themed, the ten vocabulary words in each lesson are not). Lessons begin with a fiction or non-fiction reading passage that uses the bold vocabulary words in context. Students are asked to underline words from the selection that give clues to the meanings. Following the reading selection, several activities are included. There are a wide variety of these, with a different mix of activities after each lesson. In my sample of Book F, a few of these include: word origins, cloze paragraphs, dictionary skills, short-answer questions, context clues questions, classification, puzzles, synonym/antonym activities, rewriting sentences using vocabulary words, graphic organizers, analogies, and more. A testing activity and a writing activity conclude each lesson. The testing activity asks the student vocabulary questions in a bubble test format. Writing activities give the student an opportunity to write a paragraph (or two) on a topic, the vocabulary words from the lesson. The thin teacher's guides are primarily made up of teaching helps, while the last few pages comprise the answer key. This program is the most similar in make-up to *Vocabu-Lit* in this section, with the main exception being that *Vocabulary Connections* features a mix of reading selections primarily from contemporary authors, while *Vocabu-Lit* stresses classic literature. *Vocabu-Lit* also features more strenuous exercises and focuses more on dictionary usage. On the other hand, this program offers a slightly more affordable alternative that is easy-to-use while placing an emphasis on learning words in context. — Jess

<b>EACH STUDENT BOOK . . . . .</b>	<b>16.90</b>	<b>12.25</b>
<b>EACH TEACHER BOOK . . . . .</b>	<b>7.60</b>	<b>5.50</b>
<b>Student</b>		<b>Teacher</b>
<b>038210</b>	<b>Level A</b>	<b>038202</b>
<b>038211</b>	<b>Level B</b>	<b>038203</b>
<b>038212</b>	<b>Level C</b>	<b>038204</b>
<b>038213</b>	<b>Level D</b>	<b>038205</b>
<b>038214</b>	<b>Level E</b>	<b>038206</b>
<b>038215</b>	<b>Level F</b>	<b>038207</b>
<b>038216</b>	<b>Level G</b>	<b>038208</b>
<b>038217</b>	<b>Level H</b>	<b>038209</b>



**Wordly Wise (2-12)**

*Wordly Wise* works. It's a vocabulary-building program that grows with the student, and makes vocabulary building interesting and entertaining. Of particular help are the illustrations which accompany definitions in the early levels, helping to clarify word meaning. The A, B, and C books have between 10-12 lessons, each with 8-12 words. Lessons present words and brief definitions, include exercises in word usage, and culminate with a simple crossword puzzle. 12-20 new words are introduced in each lesson in higher levels. Varied exercises give students experience in defining words, including multiple meanings, and using the word in correct context. At each level, Exercise A requires the student to choose the phrase best fitting the meaning of the word as used in a phrase. In exercise B, the student must identify the sentence in which the word is used incorrectly. Exercise C (Levels 1-6) has students replacing italicized word in sentences with one of his vocabulary words, giving practice in actually writing the word in context. Exercises D and E in each lesson review the current and earlier lessons, providing reinforcement of previously studied words (use it or lose it!). In fact, each word occurs subsequently from 5 to 15 times in each book. Beginning in Book 4, there is an additional exercise dealing with roots, prefixes, and suffixes. Books 7-9 also include exercises with analogies, connotations, and literal and metaphorical usage. Each lesson in all levels ends with a discussion of words with interesting histories, distinctions between words commonly confused, and clarifications of possible misconceptions. In all, the 12 books teach 4,050 useful words, carefully selected to provide a core vocabulary useful in a variety of verbal contexts, appropriate to the student's level of experience and writing ability, and keyed to the level of available reading material. Levels 1-3 have word glossaries containing definitions. After level three, students will need a separate dictionary to look up vocabulary words on their own. Separate tests have students match words with definitions, find synonyms and antonyms, answer true or false, fill in blanks, and replace phrases with the correct vocabulary word. These provide an easy-to-score assessment of your child's grasp of the vocabulary learned at each level and give one test for each chapter in the book (30-40 questions each), as well as a cumulative final exam (100 questions). Tests are sold independently for each level and include an answer key.

<b>EACH BOOK A-C . . . . .</b>	<b>8.10</b>	<b>6.30</b>
<b>EACH TEACHER KEY A-C . . . . .</b>	<b>2.95</b>	<b>2.30</b>
<b>EACH BOOK 1-5 . . . . .</b>	<b>10.35</b>	<b>8.05</b>
<b>EACH BOOK 6-9 . . . . .</b>	<b>11.50</b>	<b>8.95</b>
<b>EACH TEACHER KEY 1-9 . . . . .</b>	<b>7.75</b>	<b>6.05</b>
<b>EACH SINGLE TEST WITH KEY</b>	<b>2.70</b>	<b>1.95</b>

	<b>Worktext</b>	<b>Key</b>	<b>Test/Key</b>
<b>Book A (2-4)</b>	<b>012971</b>	<b>019213</b>	<b>019950</b>
<b>Book B (2-4)</b>	<b>008651</b>	<b>008858</b>	<b>019951</b>
<b>Book C (2-4)</b>	<b>012972</b>	<b>019946</b>	<b>019952</b>
<b>Book 1 (4)</b>	<b>008883</b>	<b>018820</b>	<b>019953</b>
<b>Book 2 (5)</b>	<b>010765</b>	<b>007556</b>	<b>019954</b>
<b>Book 3 (6)</b>	<b>014584</b>	<b>007557</b>	<b>019955</b>
<b>Book 4 (7)</b>	<b>006787</b>	<b>006672</b>	<b>019956</b>
<b>Book 5 (8)</b>	<b>010690</b>	<b>007558</b>	<b>019957</b>
<b>Book 6 (9)</b>	<b>007559</b>	<b>007560</b>	<b>019958</b>
<b>Book 7 (10)</b>	<b>006673</b>	<b>019947</b>	<b>019959</b>
<b>Book 8 (11)</b>	<b>006674</b>	<b>019948</b>	<b>019960</b>
<b>Book 9 (12)</b>	<b>019945</b>	<b>019949</b>	<b>019961</b>

**Wordly Wise 3000 (2-12)**

The first revision of *Wordly Wise* utilizes an entirely new word list of 3000 words selected based on frequency, grade-level literature, textbooks, and SAT-prep books. Typical lessons contain an alphabetized list of fifteen words with a brief entry for each including part of speech, concise definition, and proper usage of the word in the context of an interesting sentence that provides a mnemonic anchor for the word. Following are exercises sections consisting of: Finding Meanings - choosing two phrases (from four choices) that form a sentence correctly using one of the vocabulary words; Just the Right Word - substituting a vocabulary word for a synonymous phrase; Applying Meanings - answering questions constructed to test student's understanding of the meanings of vocabulary words used in particular situations; Synonyms, Antonyms, and Analogies - completing a two-sentence description of a situation by supplying a vocabulary word (Book 1) or perceiving the relationships between words (Books 2-9). Books A-C cover a total of 300 words in 30 lessons which include: definitions, example sentences, drawings, narratives that include the vocabulary words, exercises and puzzles.

So, exactly how does this new series compare to the old - and which should you use? The *Wordly Wise* features (giving interesting word histories, dealing with usage issues, and exposing common usage pitfalls) have been retained from the original series. There are still four different exercises per lesson, but they have been altered. New to the series is a one-page, non-fiction narrative following the exercises which uses the vocabulary words in context. This is followed by a page of questions, each of which uses a vocabulary word or requires its use in the answer. The crossword puzzles and Hidden Message puzzles have also been retained. In a side-by-side comparison, we prefer this series over the original. We like having the definitions with the vocabulary words as opposed to flipping back and forth to a glossary as in the original series. The typeset is easier to read; less cluttered and crisper. We'll miss the "old" exercise B; it was a rigorous test of usage understanding that doesn't have an equal in the new series. But, overall, there are more diverse and interesting exercises in this new version, testing understanding of word meaning in a variety of ways. Also, the addition of the narrative and

related questions should increase the probability that the new words will be assimilated into the student's vocabulary.

*Non-reproducible* test booklets and reproducible test masters are also available for each level. If you are planning on using the tests with multiple children, the masters may be your best bet price-wise. Designed to prepare students for standardized tests, the format is largely multiple-choice. There are tests for each lesson as well as as cumulative midterms and finals. At the upper levels (grade 9-12), each test also features a "SAT Sneak Preview" section in which additional practice is given in preparation for standardized testing. Unfortunately, the test booklets are being phased out by the publisher. If we do not have the level you need, you can get by *in most cases* with the corresponding *Wordly Wise 3000 2nd Ed.* test book. Books 6, 7, 9, and 12 of the 2nd edition tests correspond lesson-for-lesson with 1st edition books 3, 4, 6 and 9. Other levels are similar, but there may be one lesson or a word in a lesson that is different. Please see our website for specifics.

The revision gets two thumbs up here, although we will continue to stock the old version for those who prefer it. Read on to find out more about the newest version of *Wordly Wise*, *Wordly Wise 3000 2nd Edition*.

<b>BOOK C</b> . . . . .	7.95	<b>6.25</b>
<b>ANSWER KEY C</b> . . . . .	3.80	<b>2.95</b>
<b>EACH BOOK 1-5</b> . . . . .	10.15	<b>7.95</b>
<b>EACH BOOK 6-9</b> . . . . .	11.25	<b>8.75</b>
<b>EACH ANSWER KEY 1-9</b> . . . . .	4.40	<b>3.45</b>
<b>EACH TEST MASTERS A-C</b> . . . . .	33.65	<b>26.25</b>
<b>EACH TEST MASTERS 1-9</b> . . . . .	40.45	<b>31.50</b>

	<u>Student</u>	<u>Ans. Key</u>	<u>Test Mstrs</u>
<b>Book A (2-4)</b>			<b>016946</b>
<b>Book B (2-4)</b>			<b>016947</b>
<b>Book C (2-4)</b>	<b>011108</b>	<b>011109</b>	<b>016948</b>
<b>Book 1 (4)</b>	<b>001484</b>	<b>001489</b>	<b>016941</b>
<b>Book 2 (5)</b>	<b>001485</b>	<b>001490</b>	<b>016942</b>
<b>Book 3 (6)</b>	<b>001486</b>	<b>001491</b>	<b>016943</b>
<b>Book 4 (7)</b>	<b>001487</b>	<b>001492</b>	<b>016944</b>
<b>Book 5 (8)</b>	<b>001488</b>	<b>001493</b>	<b>016945</b>
<b>Book 6 (9)</b>	<b>000581</b>	<b>000583</b>	<b>018064</b>
<b>Book 7 (10)</b>	<b>000584</b>	<b>000586</b>	<b>018065</b>
<b>Book 8 (11)</b>	<b>002917</b>	<b>002918</b>	<b>018066</b>
<b>Book 9 (12)</b>	<b>010303</b>	<b>010304</b>	<b>018067</b>

**012454 Gr. K-6 Program Overview. . . FREE**

**Wordly Wise 3000 Test Booklets**

<b>EACH TEST BKLT A-C, 1-5</b> . . . . .	9.80	<b>7.60</b>
<b>EACH TEST BKLT 6-9</b> . . . . .	10.90	<b>8.50</b>
<b>024260 B (2-3)</b>	<b>024257</b>	<b>8 (11)</b>
<b>024250 1 (4)</b>	<b>024258</b>	<b>9 (12)</b>
<b>024256 7 (10)</b>		

**Wordly Wise 3000 Teacher Guides (2-12)**

These comprehensive teacher guides provide you with the knowledge and tools you need to increase and improve your students' vocabulary. Part 1 guides you through good vocabulary development; Part 2 holds general strategies and techniques; and Part 3 has sample lessons and ways to use the lessons. Please note - answers to the student books are not included!

<b>EACH GUIDE</b> . . . . .	4.80	<b>3.75</b>
<b>024796 For Books A, B, C</b>		
<b>024794 For Books 1-5</b>		
<b>024795 For Books 6-9</b>		

**Wordly Wise 3000 2nd Edition (K-12)**

Just when you thought *Wordly Wise* couldn't get any better, here comes a new edition. This series is similar to the *Wordly Wise 3000* edition, with some notable changes. First of all, the new series has two new books for kindergarten and first grade. These books are colorful and provide a variety of vocabulary-building activities. Children look at colorful illustrations as the teacher reads a story out loud. Then students mark items in the pictures that are the featured vocabulary words. Concept and picture cards introduce key concepts and words, and the activities prepare students for the kind of content-area reading they will encounter in later grades. The unique, two-week lesson plans in these beginning books teach and reinforce words and concepts in 20-25 minutes a day. The rest of the series follows the same format as the original, though things have been reorganized a bit. **The numbers of the books now correspond with grade levels (no more adding 3!)** and the basic lessons are the same, with the same overall number of vocabulary words but with just a few word changes. Book 2 includes all the lessons in previous Book A and lessons 1-7 from Book B. It has 15 lessons and 150 vocabulary words. Book 3 includes lessons 8-10 from previous Book B and all lessons from Book C. It also has 15 lessons with 150 words and contains some Greek and Latin root exercises. Old Book 1 is now Book 4, old Book 2 is now Book 5, old Book 3 is now Book 6, and so on. Students learn 300 new words a year in Books 4-12. In these books the exercises are basically the same as the original edition with just a few changes. Word Study exercises with a Greek and Latin focus replace some of the "Completing the Thought" and "Word Relationship" exercises found in the earlier editions. Word lists now appear throughout each lesson, and the reading passage references have been updated. The books are also a bit more colorful, with colored boxes around vocabulary words and reading passages. A little upgrade to a popular series.

Another new addition to this edition is the Teacher Resource Packs/Books. For the kindergarten and first grade levels, the pack includes extensive lesson plans that tell the teacher exactly what to do and say and how to present the student book. Concept and Picture Cards are included with the Packs, which are clearly and colorfully illustrated to introduce key concepts and vocabulary words for each lesson. The lesson plans instruct on exactly how to use these cards, and the Teacher Book also includes a read-aloud story or poem for each lesson, extension and challenge activities, blackline masters, formal and informal assessments, assessment checklists, and more. The upper level Teacher Resource Books include teachers guides for the lessons, reproducible tests and reviews, vocabulary activities (including word webs and semantic maps), options for group or individual instruction, pacing options, and answer keys for the tests and workbooks. If you don't think an intensive, thorough teacher guide is necessary, the test books and answer keys are available separately, though the concept and picture cards *and* the stories for the K-1 levels are only available in the Teacher Pack. Answer keys for the student books are sold separately.

Have an audio learner? By customer request,

we also now offer audio CD sets that correlate to levels 2-12. These include recordings of each word list to aid pronunciation, along with definitions and comprehension questions, and all reading passages. There are three CDs each for Grades 2-3, and 5 CDs for each level for grades 4-12.

New test books with answers are available for this edition. Tests for the old edition, though similar, are not compatible with the new edition student books. For additional games and mp3 word lists, visit [www.wordlywise3000.com](http://www.wordlywise3000.com).

<b>EACH BOOK K-1</b> . . . . .	10.15	<b>7.95</b>
<b>EACH K-1 TEACHER PACK</b> . . . . .	69.95	<b>54.75</b>
<b>EACH BOOK 2-3</b> . . . . .	10.35	<b>8.05</b>
<b>EACH BOOK 4-8</b> . . . . .	10.95	<b>8.55</b>
<b>EACH BOOK 9-12</b> . . . . .	11.70	<b>9.10</b>
<b>EACH 2-3 TEACHER BOOK</b> . . . . .	39.95	<b>31.05</b>
<b>EACH 4-12 TEACHER BOOK</b> . . . . .	43.95	<b>34.15</b>
<b>EACH ANSWER KEY</b> . . . . .	4.95	<b>3.85</b>
<b>EACH TEST BOOK 2-8</b> . . . . .	10.45	<b>8.15</b>
<b>EACH TEST BOOK 9-12</b> . . . . .	10.95	<b>8.55</b>

	<u>Student</u>	<u>Tchr Pack</u>		
<b>Book K</b>	<b>014354</b>	<b>014356</b>		
<b>Book 1</b>	<b>014260</b>	<b>014262</b>		
	<u>Student</u>	<u>Teacher</u>	<u>Ans Key</u>	<u>Test Bk</u>
<b>Book 2</b>	<b>014269</b>	<b>014270</b>	<b>014419</b>	<b>014296</b>
<b>Book 3</b>	<b>014271</b>	<b>014272</b>	<b>014422</b>	<b>014297</b>
<b>Book 4</b>	<b>014273</b>	<b>014274</b>	<b>014427</b>	<b>014333</b>
<b>Book 5</b>	<b>014275</b>	<b>014280</b>	<b>014434</b>	<b>014334</b>
<b>Book 6</b>	<b>014281</b>	<b>014284</b>	<b>014435</b>	<b>014338</b>
<b>Book 7</b>	<b>014285</b>	<b>014286</b>	<b>014436</b>	<b>014341</b>
<b>Book 8</b>	<b>014287</b>	<b>014288</b>	<b>014438</b>	<b>014344</b>
<b>Book 9</b>	<b>014289</b>	<b>014290</b>	<b>014439</b>	<b>014348</b>
<b>Book 10</b>	<b>014263</b>	<b>014264</b>	<b>014369</b>	<b>014291</b>
<b>Book 11</b>	<b>014265</b>	<b>014266</b>	<b>014416</b>	<b>014294</b>
<b>Book 12</b>	<b>014267</b>	<b>014268</b>	<b>014417</b>	<b>014295</b>

<b>EACH CD SET (except noted)</b>	55.00	<b>42.75</b>
<b>044994 Book 2</b> . . . . .	33.00	<b>25.75</b>
<b>044995 Book 3</b> . . . . .	33.00	<b>25.75</b>
<b>044996 Book 4</b>	<b>045001</b>	<b>Book 9</b>
<b>044997 Book 5</b>	<b>044991</b>	<b>Book 10</b>
<b>044998 Book 6</b>	<b>044992</b>	<b>Book 11</b>
<b>044999 Book 7</b>	<b>044993</b>	<b>Book 12</b>
<b>045000 Book 8</b>		

**Very Very Vocabulary (2-5)**

These very unique, engaging vocabulary books contain 72 new words presented with excitement! The idea here is not to systematically pile on words the way you would in the upper grades, but to learn new words to use in everyday language and writing while having fun. Each level contains 72 words with a reproducible activity page for each (see website for inside page view). Students write the word, check out its definition in their dictionary (I like the pronunciation key on the activity page), illustrate the word, and use it in a sentence. A fun fact on each page tells you something about the origin of the word (*The word marionette comes from "Little Mary," a type of puppet in the middle ages. During this period, many people could not read or write. Priests used "Little Marys" to teach stories from the Bible.*) or an interesting fact about the word itself (*A paramecium is about the size of a period at the end of a sentence.*) Every page also contains a well-thought-out extension activity. Samples of these include: designing a coat of arms (suitable for a cavalier); making a rubber band paintbrush (to paint some foliage); estimating how many Goldfish crackers would

fill a 1-cup measure (*guppy*); drawing a perfect picnic lunch on a paper plate (for lunching at a *pavilion*). These were chosen at random; all of the extensions seem like equally engaging activities. The author suggests learning two new words per week and reviewing words on Fridays (picture and word flash cards are included; picture cards are blackline and can be colored by children), including new words as learned, followed by a game or activity centered on the words (suggestions included). As if this wasn't enough, a review test is included for each group of 18 words learned. These are short, one-page reviews requiring children to write definitions for a word, use it in a sentence, or match it to a picture. Oh, and should you want to continue the fun, a blank template page is thoughtfully provided so you can make your own *very, very vocabulary* pages! A creative homeschooler might just incorporate these into other curriculum areas – say to learn math vocabulary or remember new words encountered in science and history...

**040146 Grades 2-3 . . . . . 14.99 11.50**  
**040147 Grades 4-5 . . . . . 14.99 11.50**



**Words are Wonderful (2-6)**

Subtitled "An Interactive Approach to Vocabulary," this complete vocabulary program takes the study of words to a deeper and more well-rounded level than other programs that simply supply the student with a list of new words to learn and repetitive exercises to use them. *Words are Wonderful* instead focuses on presenting new words in context and placing an emphasis on meaningful parts of words, including prefixes, suffixes, and inflectional endings. This offers students an opportunity to dissect words, play with them, and understand the complex relationships between different words and parts of words. Students become word investigators, taking an active approach in vocabulary building, all the while learning strategies to help them figure out the meanings of words they are not familiar with.

Lessons contain several parts, and offer students many ways to use the words they learn. Each lesson begins with a textual selection that may be either fact or fiction; poetry, biography, factual articles, myths, fables, book reviews, and more. Words featured in bold are the selected vocabulary words for those lesson, and the succeeding activities use these in a variety of ways. The next activity contains thinking questions about the reading selection and will often require them to use some of the vocabulary words in their response thoughts, writing these words in the context of their own words. The next activities focus on the content of the

words, the exploration of their definitions, and breaking the words into their meaningful parts. These vary widely, as each one is designed for students to explore another aspect of the meaning or construction of the word, providing a versatile range of vocabulary word usage. A glossary of vocabulary words is also included at the end of each student book so that meanings are always close at hand. At the end of each lesson, a "Writing Workshop" is given, allowing the students an opportunity to write a few sentences or paragraphs on a related topic to the lesson, using some of the vocabulary they have learned in the lesson. Books 1-4 each contain 24-30 lessons, divided up into several teaching units each containing six lessons. The first five lessons are instructional, and the sixth lesson provides a review. Book A (intended for 2nd grade) contains 12 lessons, and less intensive writing activities.

Corresponding teacher's guides include the vocabulary word list for each lesson, objectives, and isolates and lists any specific word elements studied in that lesson. Teaching plans are included, incorporating ideas for introducing the lesson and concepts, as well as reinforcing activities. All of this surrounds the corresponding minimized copy of the student pages with answers filled in, so the teacher and student guides are always "on the same page," literally. Enrichment activities, suggestions for activities with learners of different ability levels or disabilities, as well as "Book Spots" for extending the lesson into literature are also included with each lesson in the teacher's guide. All this allows the teacher to extend the lesson and reinforce the concepts as much or little as is necessary in accordance with the student's abilities, while offering a host of suggested activities to pick and choose from as necessary. We also offer the teacher's guide and test book for Book A. They are probably not absolutely necessary at this level, but provide more teaching help and a quick way to check answers. If frequent assessment is desired, tests for all levels are available in blackline master form. These include a 20+ question test for each lesson in the corresponding student book, as well as midway and final assessments. Answer keys are included for each test and assessment.

Books 1-4 are designed to introduce about 330 new words a year, more than is provided in many other programs (Book A is the exception, with only about 75 new words). This provides enough vocabulary to keep the student with the average to above-average vocabulary to stay well on track for their age, while allowing the student who may be lacking to catch up a bit to others at their grade level. Whatever their level, students of many different abilities and learning styles are sure to benefit from the versatile use of the vocabulary words that will surely "stick" after so much reading, writing, study, dissection, speaking and all-around word play. - Jess

<b>EACH STUDENT BOOK . . . . .</b>	<b>15.25</b>	<b>11.85</b>
<b>EACH TEACHER GUIDE . . . . .</b>	<b>19.75</b>	<b>15.35</b>
<b>EACH TEST BOOK . . . . .</b>	<b>34.40</b>	<b>26.75</b>
	<b>Student</b>	<b>Teacher</b>
<b>Book A</b>	<b>037693</b>	<b>006735</b>
<b>Book 1</b>	<b>028495</b>	<b>028496</b>
<b>Book 2</b>	<b>028497</b>	<b>028499</b>
<b>Book 3</b>	<b>028498</b>	<b>028500</b>
<b>Book 4</b>	<b>033521</b>	<b>032386</b>
	<b>Test</b>	
	<b>006737</b>	<b>028503</b>
	<b>028501</b>	<b>028502</b>
	<b>028502</b>	<b>028503</b>

**Spectrum Vocabulary (3-6)**

Spectrum Vocabulary is a heavily language-arts based, vocabulary workbook series, with an emphasis on learning and using words in context. Unlike *Wordly Wise*, there are no real "lessons" revolving around a word list, rather, vocabulary appropriate to that grade level is used on each workbook page while practicing language skills. Each workbook is over 150 pages in length, and is arranged by skill, not types of words studied. For example, in my sample for Grade 3, the table of contents lists 15 different skill sections, each which feature workbook pages using different age-appropriate vocabulary. The skills covered include: classification, synonyms, antonyms, homonyms, context clues, concept words, sensory words, plurals, suffixes, prefixes, root and base words, imported words, abbreviations, compound words, and contractions. In each skills section, workbook pages focus on using the language skill through different vocabulary words. Exercises involve matching words synonyms, doing crossword puzzles antonyms, filling in the blanks using the correct word when two homonyms are provided, classifying groups of concept words, making singular words into plurals, adding suffixes to words so they can be used properly in a sentence, abbreviating full words that are normally written as abbreviations, making contractions out of words, and more. If you are looking for a rigorous vocabulary program that introduces groups of words with a variety of practice exercises, this is probably not the program for you, but if you are looking for a vocabulary program with more of an emphasis on overall language arts, and nothing more difficult per grade than the national vocabulary standards, then this may be a good choice. - Jess

**EACH BOOK . . . . . 9.95 6.95**  
**008437 Grade 3 008468 Grade 5**  
**008459 Grade 4 008474 Grade 6**

**Ten Essential Vocabulary Strategies (4-8)**

In teaching, sometimes you need to explain things in more than one way for the student to understand an idea. This program takes the multiple explanation approach to vocabulary building. Vocabulary skills are improved through learning the meaning in a sentence, finding context clues, determining the best word for a blank, learning multiple meanings of a word, looking up dictionary definitions, learning about figurative language, studying synonyms and antonyms, knowing prefixes/suffixes/root words, finding relationships between words, and identifying pairings. Exercises providing explanation and practice is given for each idea. The second section of the book gives short passages of various genres of writing, with questions about underlined words. A short section at the end includes fun vocabulary activities, such as Hink Pinks, Knock-Knocks, idioms and the like. The answer key covers all 5 of the worktexts, but is pretty barebones, as all of the explanation is given in the worktext. Hey, one of the approaches in these books is bound to work for your student.

<b>EACH BOOK . . . . .</b>	<b>7.50</b>	<b>5.85</b>
<b>028491 Book 1 (4)</b>	<b>028494 Book 4 (7)</b>	
<b>028492 Book 2 (5)</b>	<b>004748 Book 5 (8)</b>	
<b>028493 Book 3 (6)</b>		
<b>004727 Key for Books 1-5 . . . . .</b>		<b>FREE</b>

**Words! Words! Words! (4-8)**

The complete title is *Words! Words! Words! Creative Vocabulary Activities to Teach About Our Language*. This is an impressive title for an equally impressive book. This book "traces the development of language and communication from its earliest beginnings to the present day." Following completion of the many included activities, students will understand the advancement of language as a means of communication, have a better understanding of word origins and derivations, discover the role of history in the development of the English language, recognize the multi-culturism of American English, and increase comprehension of word meanings. There are five parts of the book. The first traces the development of written language and highlights the alphabets of the Phoenicians, Greeks, and Romans as well as the written languages forms of cuneiform, hieroglyphics, pictographs, and ideographs. Additionally, the 10 branches of Indo-European languages and their spread are also covered in the first part of the book. Part 2, "English of Long Ago," covers Old English, Middle English, the importance of scribes, Johannes Gutenberg's role in the spread of written language, and William Shakespeare's contribution to the English language. The Development of American English is the focus of Part 3. This section involves study of etymology, Greek & Latin roots, prefixes, suffixes, jargon, blended words, clipped words, acronyms, combined words, coined phrases, recently invented words, and slang. Spoonerisms, palindromes, euphemisms, idioms, oxymorons, anagrams, and proverbs are the focus topics of Part 4. The last part of the book briefly talks about universal languages and invites the student to create his or her own planned language. ~ Enh  
**028473** ..... 13.95 **11.25**

**Working With Words (5-8)**

This vocabulary program is inexpensive, easy to use, has plenty of review of words learned in previous lessons, and includes tests at no extra charge, being part of the student text. Lessons are varied, although each begins with a matching exercise to connect the words to be studied with their definitions. Other vocabulary programs we've reviewed or used required students to page back and forth, looking up each word in a separate glossary or dictionary - which our children quickly tired of. While they may have to look up some words in the matching process, many will be discernable given the choices, connotations, etc. There are 42, 2-page lessons in all. Teacher's keys are answers to the exercises and tests if you feel you need extra help.  
**EACH WORKTEXT**..... 2.25 **1.95**  
**EACH TEACHER KEY**..... 4.75 **3.95**

<b>Worktexts</b>	<b>Teacher's Keys</b>
<b>007522</b> <b>Grade 5</b>	<b>007529</b>
<b>007603</b> <b>Grade 6</b>	<b>007645</b>
<b>007668</b> <b>Grade 7</b>	<b>007669</b>
<b>007693</b> <b>Grade 8</b>	<b>007701</b>

**Vocabu-Lit (6-9)**

Combine vocabulary building with exposure to quality literature and what do you get? Vocabu-Lit! In each of the 36 lessons, a short (half-page) segment of literature is provided. The 10 master words to be studied in the lesson are shown in bold print in the reading selection. Our sample

was from the 8th grade book, and featured such authors as Robert Louis Stevenson, Stephen Crane, Jack London, Arthur Conan Doyle, Mark Twain, Ernest Hemingway, Daniel Defoe, Jules Verne, and Charles Dickens. Literature selections included segments from *Black Beauty*, *The Red Badge of Courage*, *Robinson Crusoe*, *Around the World in Eighty Days*, *Call of the Wild*, and *A Christmas Carol*. Vocabulary exercises include writing a definition of each word before and after looking it up in the dictionary, choosing synonyms and antonyms from a list provided, filling in the master words in analogies, and filling in the master words in a sentence. The teacher edition is a copy of the student book with the answers filled in. Vocabulary words chosen are appropriate for the grade level. Encourage students to increase vocabulary and a knowledge of good literature simultaneously.

<b>009169</b> <b>Book F Student (6)</b> ..	10.95	<b>8.50</b>
<b>009170</b> <b>Book F Teacher</b> . . .	15.50	<b>11.50</b>
<b>009167</b> <b>Book G Student (7)</b>	10.95	<b>8.50</b>
<b>009168</b> <b>Book G Teacher</b> . . .	15.50	<b>11.50</b>
<b>009165</b> <b>Book H Student (8)</b>	10.95	<b>8.50</b>
<b>009166</b> <b>Book H Teacher</b> . . .	15.50	<b>11.50</b>
<b>009162</b> <b>Book I Student (9)</b> ..	10.95	<b>8.50</b>
<b>009164</b> <b>Book I Teacher</b> . . .	15.50	<b>11.50</b>

**Vocabulary Builder Series (6-12)**

If you're serious about expanding your student's vocabulary, then this series of vocabulary workbooks is for you. Each book provides a list of hundreds of difficult words and then provides worksheets to not only write the definitions of the words, but also to use the words in sentences. Every lesson in the book takes a select number of vocabulary words from the large list. Students' first job is to write definitions of the words in their own journals. Then, students use the words to fill in blanks in sentences, without referring to the definitions. Students complete other exercises like finishing analogies and matching words. After each lesson, there are review sections where students must fill in blanks of sentences using words from not only that lesson, but all the lessons that have previously been covered. By the end of each book, students will be completing sentences using random vocabulary words from the list of hundreds. A teacher's key is available for each book and provides the correct answers.

<b>EACH WORKBOOK:</b> .....	9.25	<b>7.20</b>
<b>EACH TCHR KEY.</b> .....	5.15	<b>4.00</b>

	<b>Workbook</b>	<b>Teacher Key</b>
<b>Book 7 (6)</b>	<b>013980</b>	<b>013981</b>
<b>Book 6 (7)</b>	<b>013978</b>	<b>013979</b>
<b>Book 5 (8)</b>	<b>013976</b>	<b>013977</b>
<b>Book 4 (9)</b>	<b>013974</b>	<b>013975</b>
<b>Book 3 (10)</b>	<b>013972</b>	<b>013973</b>
<b>Book 2 (11)</b>	<b>013970</b>	<b>013971</b>
<b>Book 1 (12)</b>	<b>013968</b>	<b>013969</b>

**BOB JONES VOCABULARY (3RD ED.) (7-12)**

This series introduces students to vocabulary, largely through the study of Greek and Latin word parts, and words of foreign origin. Lessons are varied in format but present new words and provide games, puzzles, and reinforcement activities to build vocabulary and keep students interested, all while emphasizing the learning of words in context and through etymology. Each book is meant to last a semester, contains

15 lessons (estimated to take 20 to 30 minutes per week), and includes cumulative reviews to increase student retention. The first three grades focus on Latin word parts, the fourth on Greek word parts, the fifth on words borrowed from other languages, and the last on native English words. Teacher editions include the entire student worktext with all the answers given in red. Levels A-C were revised in 2008; levels D-F have been revised in 2009.

**Level A (3rd Ed.) (7)**

Uses Latin word parts to teach recognition of word families and discover meanings of words in the English language. Topics include synonyms, antonyms, homonyms, and positive and negative context clues. About seven new words are introduced per lesson.

<b>249474</b> <b>Student</b> .....	<b>15.50</b>
<b>249482</b> <b>Teacher</b> .....	<b>17.50</b>

**Level B (3rd Ed.) (8)**

Continued study of Latin word parts toward understanding word meanings. Presents new words in families with a shared prefix, root, or suffix. Introduces an average of 8 new words per lesson.

<b>249490</b> <b>Student</b> .....	<b>15.50</b>
<b>249508</b> <b>Teacher</b> .....	<b>17.50</b>

**Level C (3rd Ed.) (9)**

Concludes emphasis on Latin word parts. Discusses difference between denotative and connotative meanings. Approximately 9 new words are introduced in each lesson.

<b>249516</b> <b>Student</b> .....	<b>15.50</b>
<b>249524</b> <b>Teacher</b> .....	<b>17.50</b>

**Level D (3rd Ed.) (10)**

Studies Greek word parts, presenting more than 30 prefixes and combining forms. Also includes onomatopoeic words, compounds, blends, clipped words, and words made by reduplication. Presents diminutive- and superlative- forming prefixes and suffixes. Emphasizes the importance of using vivid words for writing descriptions. About 10 new words introduced per lesson.

<b>257808</b> <b>Student</b> .....	<b>15.50</b>
<b>257790</b> <b>Teacher</b> .....	<b>17.50</b>

**Level E (3rd Ed.) (11)**

Studies Greek and Latin words that have retained their original plural forms. Gives examples of words of French origin. Presents words added to our language by back-formation and coining. Discusses the rich source of words in allusions to the Bible; to historical people, places, and events; to fictional characters; and to mythological characters. 10 new words per lesson.

<b>257816</b> <b>Student</b> .....	<b>15.50</b>
<b>257824</b> <b>Teacher</b> .....	<b>17.50</b>

**Level F (3rd Ed.) (12)**

Native English words taught, as well as words "borrowed" from many other languages. Discusses obsolete and archaic meanings and changes in word meanings. Includes a discussion of euphemisms and metaphorical words. About 10 new words introduced per lesson.

<b>257832</b> <b>Student</b> .....	<b>15.50</b>
<b>257840</b> <b>Teacher</b> .....	<b>17.50</b>

**Expanding Your Horizons Through Words (7-12)**

A very solid vocabulary-building book that helps students learn "building block" roots to increase their command of English. The first two chapters help familiarize students with the dictionary and demystify the parts of its entries. After working through these two chapters, your child should not only be more comfortable with dictionary use, but should begin to use it more often as an English and vocabulary resource. The rest of the chapters are devoted to improving vocabulary. Arranged topically, by part of speech, the book also includes grammar skills. Each of these sixteen chapters consist of ten sections. The first two are prefixes and suffixes. These highlight affixes generally used with this part of speech, explain their meanings and give examples of words that contain them. The third section focuses on roots themselves, again giving meanings and examples. In each of these three sections, students use their dictionaries to find other examples of words with these constructs. In Synonyms, students work with shades of meaning. They are given a list of synonyms with the task of filling in blanks in sentences with the "best" choice. I particularly like this section as it heightens judgement about correct word usage according to context. The fifth section is antonyms. Students are presented with words and their opposites. After looking up the definitions of each, they must use each pair of words together in a sentence. Mixed Up Words takes very similar words (allusion, illusion, delusion, elusion), defines them, and has students place them correctly in context sentences. In Building Your Vocabulary, words are used in phrases. Students must look up the words and decide (from choices given) the meaning of the word in that context. The next section, Using Context, begins with a matching exercise with words and their meanings. Once matched, the student places each word in a sentence blank. Homophones practices identical-sounding words (rain-reign-rein / missal-missile), with students again placing the correct one in context sentences. The last section in each chapter is Developing A Vocabulary Notebook. Here, students write seven new words (corresponding to the part of speech being studied) recording: place word was found, a sentence or phrase containing the word, definition of the word in context, and a sentence of their own using the word. (These are apparently to be done in a separate notebook as the space allotted is insufficient.) Most other exercises have spaces provided for the exercises, or a facing lined page to complete them.

This looks like a well-executed vocabulary book; an outgrowth of the author's years of teaching English and reading in public schools and her evident love and enjoyment of language. Her teaching technique and varied exercises look like they would be effective in not only increasing a student's vocabulary, but also instilling an appreciation for and interest in words that would extend beyond this course.

**002047** . . . . . 29.95 **27.75**

**Fiske Word Power (8-AD)**

**044184** . . . . . 11.95 **9.50**

**Vocabulary for the High School Student(9-12)**

This book is broken down into eight chapters that approach words from different angles to encourage the student to expand his vocabulary. Before each chapter is a pretest, to gauge the knowledge the student may already have in this area. Following each chapter is a review exercise that encourages the student to apply what he has learned. Chapter One focuses on learning new words from context. It features 160 short passages where the student is instructed to find meanings of words based on context. Chapter Two works on enlarging vocabulary through central ideas with 20 groups of related words. For example, the Eating group contains words such as glutton, palatable, succulent, and voracious. Chapter Three enlarges vocabulary through Anglo-Saxon prefixes by teaching words like fore, so the student can easily know the meanings of forearm, foreboding, foreshadow, etc. Chapter Four does the same with Latin prefixes. Chapter Five teaches words derived from twenty different Latin roots. For example, they first learn that "here" means "stick" in Latin and then know such words as adhere, cohere, and incoherent. Chapter Six is like Chapter Five but focuses on Greek roots. Chapter seven expands vocabulary through derivatives. From learning one word like literate, the student will understand the meanings of illiterate, literacy, semiliterate, etc. Chapter Eight works on understanding word relationships and analogies. This chapter is mostly for the student who is unfamiliar with analogy questions or is having difficulty with them. The final chapter is more of a dictionary of the words taught in the text. It is intended as a tool of reference and review. The exercises use short answers, fill in the blank, and multiple-choice questions to familiarize the student with the words. No extra books, such as a dictionary or thesaurus, are needed to complete the exercises because descriptions of words and word parts are given throughout the text. A great resource for teaching students many new words and also giving them the skills needed to better comprehend words, without already knowing the exact definition. The accompanying answer key lists answers to pretests and worksheets. Please call to order the answer key. ~ Rachel S.

**020564 Workbook** . . . . . 22.03 **20.50**

**1100 Words You Need to Know Fifth Edition (9-12)**

**044316** . . . . . 12.99 **10.75**

**Picture These SAT Words (9-12)**

Familiarity with words commonly used on the SAT can give you an edge when it comes to the critical reading portion of the test. This book uses a technique called "super-mnemonics" to help you quickly memorize and remember SAT vocabulary. An effective method for visual learners, each word is illustrated by an amusing cartoon that both sounds like the word and illustrates its meaning. For instance, take the word "antagonism" which is defined as "actively expressed hostility." You are prompted to think "ant tag on" and to picture the cartoon which depicts some very angry and aggressive ants all wearing tags that say "attack ant." The tagline reads "Antagonism from ants with tags on them." All this is used to create links and to

reinforce how the word "antagonism" is stored in your memory. Additional sample sentences are also provided to show how the word can be used. The *Picture These SAT Words!* book defines and illustrates 300 SAT words and provides SAT-like review questions after each 12 word-group. *Picture These SAT Words in a Flash* is the easier to practice flashcard version. It contains 200 flashcards, roughly 3.5" x 5", of words found in the book. ~ Anh

**023013 Book** . . . . . 12.99 **10.50**

**023014 Flashcards** . . . . . 14.99 **12.25**

**WordSmart CD-ROMS (4-AD)**

This software is a very thorough vocabulary-building program, which was developed to improve students' abilities to think, speak, and write. Each volume of the program includes thousands of words. In an entertaining way, the program explores each word's history, which helps in increasing retention and understanding the nuances of words. Analysis of common misunderstandings will help students refine their knowledge and express themselves confidently.

The program begins with a fun diagnostic test, and then the computer tracks students' progress. Students can pick right back up where they left off, because the computer remembers their last lesson. Teachers can easily gauge progress with graphs and reports and can print out individual scores and diplomas at any time. The program uses five interactive modes, which are each designed to exercise different cognitive styles to expand vocabulary. These modes include column matching, flashcards, multiple choice, sentence completion, and Laser Review. If the learning becomes tiresome, the program provides Laser Review, an arcade-style exercise that makes the learning fun. The CD-ROMs also include over five hours of fully interactive audio. Learn the proper pronunciation of the words included in the volume as a human voice provides usage, meanings, and history. Each level also includes a booklet, which provides help in setting up the software and making the most use out of it.

Please note that the grading system for these programs is rather complex. Each individual level spans a wide grade range. The beginning recommended grade means that it will be difficult for a student at this level. The originators of this program have given each CD-ROM at least an eight year range up to the grade which would find it easy. For example, level "A" has a suggested grade range of 4+. This means that fourth graders will find it challenging, and high school seniors will not have a problem with it. It could be used for any in between grade level as well. As the levels progress, the "difficult" level ranges from 4 - AD, and the "would be easy for" level continues up to reach through fourth year college students and even first and second year graduates. As you can see, this is a very extensive, far-reaching program. If you want to expand your students or your own vocabulary, this program will take you as far as you want to go. System requirements: Windows 2000/XP/Vista, CD-ROM drive. ~ Rachel S.

**EACH LEVEL** . . . . . **79.95**

**016652 A (4+)** **016657 E (8+)**

**016654 B (5+)** **016658 F (9+)**

**016655 C (6+)** **016659 G (10+)**

**016656 D (7+)**

**VOCABULARY PRACTICE / SUPPLEMENTS**

**Vocabulary Builders (PK-2)**

Every once in awhile a book comes along that defies categorization. Ironically, this book is largely about categorization! It is an amazing resource that can be used in many ways but doesn't fit neatly into any one place. First, let me describe what it is. The guts of this volume are over 400 photo & word cards. These are punch-out, durable, card-stock cards. Sets of 12 cards (6 photo cards and 6 corresponding word cards) are grouped by a common theme. Each theme has a corresponding "sorting label" card as well. The themes are: Animals; Around the House; At the Beach; Birthday Party; Breakfast; Camping; Clean It Up; Clothes; Dinner; Farm Fun; Fruit; I Can Fly!; In the Garden; Keeping Clean; Laundry Day; Let's Cook; Making Music; My Body; On Your Feet; On Your Head; Pet Care; Read It; Ready to Roll; School Supplies; Sports; Sweet Treats; Swim Fun; Tools; Toys; and Vegetables. Suggestions for their use are contained in the front of the book and include sorting, matching, and categorization activities. Also included is a by-theme summary of the cards with corresponding Read-Aloud suggestions and Make a List extensions. For example, for the At the Beach (my personal favorite) theme there are picture and word cards for boat, crab, sand, sea gull, shell, and starfish. Suggested Read-Alouds are *All You Need for a Beach*, *Curious George Goes to the Beach*, and *Sand, Sea, Me!* Ideas for list-making include: things that float; creatures in the ocean; and sounds you hear at the beach. You can readily see how such a set would complement a thematic or unit study in the younger grades. Taken as a whole, the sets could be sorted by theme, matched with their word cards, or used to play logic games like concentration. Putting stray cards in with theme-matched cards, you could have children tell you which card doesn't belong and why. You could have kids choose two cards (or deal two at random) and talk about how the objects are alike and how they are different. You could play a linking game, finding a card that effectively "links" one set to another. Or deal out the cards and make a linking train or domino-like configuration as you think of and verbalize ways in which objects relate. Put cards in small groups of three or four and use each of them in a story (relating disparate objects). Use object cards along with their name-card counterparts to create a working dictionary for story-writing. OR use these sets to extend your *Sorting Sound* or *Phonics Sorts* sets (it will give you quite a few extra cards to sort by beginning, middle or end consonant sound, by syllable, short or long vowel, number of phonemes, etc.). Hey, you could even play a domino-like game linking the ending sound of one object to the beginning sound of another! You see what I mean – this is a versatile manipulative resource that you can use for a variety of skills and quite a bit cheaper than buying sets of photo cards elsewhere for these purposes. You can actually use them as the title suggests – as vocabulary builders. The author aptly suggests that they can even be used by ELL students as vocabulary cards since they are grouped by theme and show common objects.

The last several pages of cards in the book contain 24 pairs of labeled photographs that are related (48 cards in all). Besides the intended matches (dart to target, for example) you can easily find and discuss other ways in which to relate them (nail to dart, for example, because both have a sharp, pointed end). You can also include these in the thematic sorts (rabbit would go with Animals). There's a lot of resource here for the creative-minded mom!

**037719 . . . . . 21.99 16.95**

**Learning Little Words (1-3)**

Each of these books includes 100 of the most frequently used words in the English language, along with activities to build and reinforce students' vocabularies. Each mini-unit focuses on five words, with eight lessons to highlight them from every angle. The student will get plenty of practice recognizing, writing, and using the words through reading, copying, fill-ins, comprehension questions, writing sentences, and black and white illustrations. The exercises are fairly easy and designed to familiarize the student with the words and to get him to use the words in his writing. ~ Rachel S.

**EACH BOOK. . . . . 8.99 7.25**

**019859 Book 1 019860 Book 2**

**Daily Vocabulary Practice (1-5)**

**EACH BOOK. . . . . 15.95 11.25**

**045329 Grade 1 045332 Grade 4**

**045330 Grade 2 045333 Grade 5**

**045331 Grade 3**

**Miss Alaineus (2-6)**

**027412 . . . . . 7.00 5.50**



**✪ Vocabulary Smarts (2-7)**

How do you infuse vocabulary study with critical thinking? By looking at the relationships between words, of course. Utilizing the 1000 most common words of our language, Critical Thinking Press has constructed this course to give students a deeper understanding of those words and to improve thinking and writing skills. From a small set of words (three words per set in Book 1; four in Book 2) the student finds the two words that have a relationship identifying the relationship from four defined classifications. He then writes a sentence using at least those two words from the set. So what type of "relationships" are we talking about? – past/present verbs, singular/plural nouns, rhyming words, antonyms, synonyms, contractions, compound words, homophones, and pronouns. Each two page exercise (about 50 per course) includes five sets of words, a mini-dictionary for all the words in these sets along with space to write the required sentences. The relationship choices are the same for half of each course and are defined at the beginning of these sections. Book 3 is expected in Summer 2009. Check our website for updates. 104 pgs, pb. ~ Janice

**EACH BOOK. . . . . 13.99**

**042189 Book 1 (2-3)**

**042190 Book 2 (4-5)**

**Word Benders (2-8)**

These word puzzle workbooks are packed with activities that feature subtle word changes that encourage students to look through the vocabulary they know and think of words or look them up to complete each puzzle. A word is displayed at the top of each page. Students will use part of that word to come up with a new word on the next line, based on a clue about which letters to keep and what the new word means. For example, if the top word is "rank," and the instructions are to get rid of the "r" and the clue is "to the bottom," the new word would be "sank." Then students would use part of the word "sank" to make a new word. Students work their way to the bottom of the page, solving the puzzles in this manner. Higher-level activities require changes in word roots, prefixes, and suffixes. Each book includes brief teaching suggestions, practice activities, and answers. 38 reproducible activities in each book. ~ Rachel S.

**EACH BOOK. . . . . 5.99**

**020698 Level A (2-3)**

**020699 Level B (4-6)**

**020700 Level C (7-8)**

**Vocabulary Daily Skill Builders (3-6)**

This series provides lots of vocabulary practice and is designed to build upon itself everyday. Each page features two short, reproducible vocabulary activities arranged by topic and skill level, and the activities become progressively more challenging as students work through each book. Vocabulary words are introduced in groups of 10-12 words at a time, and four activities are included for each new group of words. First, the new words are defined. Then a variety of activities provides students with different ways to approach learning vocabulary. Students learn synonyms, antonyms, and homophones; explore multiple meanings for the same word; write present and past tenses of verbs; use singular and plural forms of nouns; and change adjectives to adverbs. Matching, fill-in-the-blank, writing definitions, and short writing exercises are some of the activities included. The last activity in each set provides practice in standardized test-taking formats to give students practice with this skill. Review pages are included to reinforce what students have learned. The daily, half page activities don't take long to complete but can make massive improvements in student vocabulary. Over 300 vocabulary words are included in each book, and each book supplies enough daily lessons for an entire school year if you do the one-a-day plan. A quick, easy-to-use supplement providing lots of vocabulary practice. 86 pgs, pb.

**EACH BOOK. . . . . 11.99 9.75**

**012283 Grades 3-4 012309 Grades 5-6**

**012297 Grades 4-5**

**Vocabulary-Building Classics for Young Readers (3-6)**

**EACH BOOK. . . . . 4.95 3.75**

**030590 Adventures Tom Sawyer**

**031057 Great Expectations**

**031152 Little Women**

**031384 Treasure Island**

**Learning Adventures with Garfield: Vocabulary Escapades (3-6)**

**027640 . . . . . 12.99 10.50**

**☀ Word Teasers (3-AD)**

Is your vocabulary “mundane” or “non-descript”? Even if you have an “innate” talent when it comes to vocabulary or idioms, you and your family will have hours of fun playing Word Teasers. Each small box contains 150 two-sided cards. For the College Prep Edition, one side of each card provides a vocabulary word’s pronunciation, function and definition. The other side provides a Word Teaser Challenge, such as “Who among your friends is the most obstreperous?” or “Share a truism about yourself.” For the Idioms Edition, one side of each card describes the idiom’s meaning and origin, while the other side provides an Idiom Challenge, such as “Talk about yourself for 30 seconds off the cuff.” These challenges are not only an excellent way to test the player’s comprehension, but they can also spark interesting discussions! There are no set rules for playing Word Teasers. The game box and website provide ideas, but Word Teasers is versatile and the possible uses for these cards are limited only by your imagination. You can use Word Teasers by yourself as a study aid, or you can use it in groups to quiz or entertain each other. Both students and adults will be challenged by the “plethora” of new words they discover in this set. ~ Lisa

- 017148 College Prep Ed (6-AD)** 16.95 **13.75**
- 017163 Idioms Ed (3-AD)** . . . 16.95 **13.75**
- 044855 Junior Ed (3-AD)** . . . 16.95 **13.75**

**Vocabulary Cartoons (3-AD)**

Two versions (regular and elementary) present and use a visual-mnemonic approach to learning and retaining vocabulary words. The original book was written mainly to help students quickly learn hundreds of words for the SAT (and other) tests using these proven memory techniques. Each of the 290 words is featured on its own digest-sized spread. The word is presented, linked with a rhyming or similar-sounding word, then presented in an unusual cartoon with a memorable caption. Studies have shown that a more bizarre or unusual “picture” or mnemonic will increase retention while more common ones do not merit our brain’s attention. So the “vocabutoons” presented here are slightly absurd (though not ridiculous) and definitely memorable. A caption underneath the cartoon includes the main word and link in a witty and fitting sentence. Beneath this are two or more sentences using the vocabulary word in meaningful context. A review after every ten pages (matching and fill in the blank exercises) tests recall. *SAT Word Power* was revised and updated in 2007.

If you like this approach, a sequel, *Vocabulary Cartoons II* has 290 additional words to learn. This book has been revised and updated and features the same word difficulty as *Vocabulary Cartoons I*. The elementary version of the book presents 210 vocabulary words for the elementary set in the same format. While you may not be able to “Learn a Word a Minute” as the cover proclaims, this approach should definitely speed up the process and aid long-term retention.

- 008803 Vocabulary Cartoons SAT Word Power (7-12)** . . . . . 12.95 **10.95**
- 008801 Vocabulary Cartoons II (7-12)** . . . . . 12.95 **10.95**
- 008804 Vocabulary Cartoons Elementary Edition (3-6)** . . . . . 12.95 **10.95**

**Vocabulary Cartoon of the Day (4-6)**


Looking for a fun way to increase your child’s vocabulary? 180 reproducible cartoons are contained in this book, and each highlights a new word to learn for the day. It’s like reading the comics, but a bit more educational. Verbs, nouns, and adjectives are all included, and the vocabulary words are all in common use. For each of the cartoons, one of the characters is saying something humorous within the context of what is going on in the picture. The vocabulary word is bolded within the cartoon, and the part of speech and definition of the word is given to the side. Two cartoons are displayed on every page of the book, and everything is in black and white. While black and white cartoons could be seen as a drawback (who doesn’t love the colorful Sunday comics the best?), children could have fun and get more use out of the book by coloring the comics themselves. The vocabulary words are geared towards 4th-6th graders, but could be enjoyable for younger or older students depending on their vocabulary level. 94 pgs, pb. ~ Rachel

**034010** . . . . . 14.99 **11.75**

**Jumpstarters for Language Arts (4-8)**

Get your child thinking before the “official” schoolwork begins. *Jumpstarters* books contains around 40 pages, each with 5 short daily activities. Activities are designed to take just a few minutes and provide a variety of exercises based on an English or language arts skill. Pages are grouped together by skill, so you can work through them in order, or pick and choose to use as review. Although titled “Language Arts,” this book focuses primarily on compound words and roots, prefixes and suffixes. Some activities include making compound words from words like “tooth” or “eye,” finding compound words in a dictionary between two given words, removing the prefix and/or suffix from a word and writing a new sentence, and much more. Answers included. Reproducible, 46 pgs. - Jess

**044947** . . . . . 6.99 **5.75**



**Why Do We Say It? (4-AD)**

There are many expressions and clichés that we use on a daily basis in our English language. But how often do we know what they mean or how to properly use them? This informational book contains the intriguing origins of hundreds of unusual words and expressions in a handy alphabetical format. This hardcover, 286 page book can be used as a reference, or just for fun! There are also ten quizzes placed throughout the book to test your understanding and knowledge as you read along (answers are provided in the back). If you’ve ever wondered how lollypops got their name or why we use the expression “wild goose chase,” this is the book for you! – elise

**040161** . . . . . 5.99 **4.75**

**Vocabulary in Context (5-8)**

This workbook could supplement and enhance any Language Arts curriculum. It includes 102 worksheets featuring over 1200 vocabulary words. The worksheets are great to sharpen basic skills and improve knowledge of synonyms and antonyms, homophones, parts of speech, definitions, context clues, and prefixes and suffixes. The fun worksheets should only take five to ten minutes to complete and provide different basic exercises for students. There are seven main sections. The Synonym, Antonym and Homophone section includes mostly matching activities and writing words in context. The Parts of Speech section is mostly matching nouns, verbs, adjectives, and adverbs to their definitions. Then a Vocabulary Definition section prompts students to pick the best definition for each of the twelve vocabulary words per page. In the Context Clues section, students select the best definition for the underlined word used in a short phrase. A Curriculum Vocabulary section has students matching and classifying vocabulary correlated to science, social studies, and math. The Prefix Puzzlers section involves matching vocabulary words beginning with prefixes such as dis-, ex-, inter-, mis-, pre-, sub-, and un- to definitions. Then, in the Just for Fun section, students identify words correlated to food, sports, phobias, occupations, and more. These ready-to-go worksheets are great for extra vocabulary practice or test preparation and can be used in an order. A few more-challenging worksheets are included in a few sections, which are ideal for older or more gifted students. An answer key is provided. 128 pgs, reproducible pb. ~ Rachel

**017758** . . . . . 14.99 **10.75**

**Abra Vocabra (5-9)**

Okay, it’s not quite magic so much as practice and learning, but your students will learn the vocabulary words in these books by the end! *Abra Vocabra* is based on 240 words that people will commonly encounter – so it helps to know what they mean! The books are divided into 24 sections, and each section features a word list of 10 words plus two bonus words. When the words are introduced, the meaning is given and then the word is used in context in two different sentences so students can see how it is used. Following the word list, several activities give students a chance to practice what they’ve learned. The first activity is a matching exercise where students match all twelve new words to their meanings. Fill-in-the-Blanks is the next activity, but these aren’t your typical random sentences – you fill-in-the-blanks to a story that uses all of the vocabulary words. None of the stories have endings, though, so students are challenged to finish the stories utilizing the two bonus words from that section. There are lots of ideas in the book’s introduction for games and exercises to further test and cement learning. Answers for all the activities are included in the back of the book. While these books don’t include dictionary skills or necessarily how to further your vocabulary study on your own, they teach all the commonly used words that your student should master by ninth grade, laid out in a friendly and very usable way. Spiral-bound, reproducible 174 pgs. ~ Megan

- 038268 Abra Vocabra** . . . . . 22.95 **18.50**
- 038270 More Abra Vocabra** 21.95 **17.75**

### Daily Warm-Ups Vocabulary (5-9)

This small-format, spiral bound book contains 180 short warm-up activities, one for each day of the school year. There are matching, fill-in-the-blank, categorizing, and writing activities that expose and familiarize the student with a wide range of vocabulary words. Topics covered include using context clues, words with multiple meanings, homophones, homographs, commonly misspelled and misused words, idioms, euphemisms, connotation, similes & metaphors, analogies, suffixes, plurals, origins, and more. ~ Anh

015143 ..... 18.99 14.50



### Daily Warm-Ups: Prefixes, Suffixes, & Roots (5-12)

Don't stifle your students with long worksheets that entail memorizing twenty different roots at a time. Instead, give them small, memorable doses through the warm-up exercises in these books. These half-sized books hold 180 daily vocabulary assignments – one for each day of the school year. An assortment of exercises provides practice on prefixes, suffixes, and word roots, and the answers are included. Two levels are available. Level one is geared for grades 5-8, while level two is for grades 9-12. Perfect for starting off English class or assigning as extra-credit. ~ Steph

EACH WORKBOOK. .... 18.99 14.50

030488 Level 1 (5-8)

037403 Level 2 (9-12)

### Daily Warm-Ups: Common English Idioms

What does it mean to badger someone? To be born with a silver spoon in one's mouth? To get a dose of one's own medicine? We have all of these sayings in the English language, and we use them everyday, but have you ever thought about what they really mean? These books are great for class discussion and are divided into different categories of idiom topics like animal, business, body, clothes, color, food, medical, money, and more. Each daily lesson displays an idiom, describes what it means, and then prompts a discussion about the topic or gives an activity to complete like writing about a time you saw an idiom in effect (for me I would describe how my brother is like a bull in a china shop because he leaves a path of destruction wherever he goes), matching idioms with their meanings, using an idiom in a sentence, completing common idioms, and more. The Level 1 book has more common idioms and slightly easier activities to complete while Level 2 is a tad more advanced, but both are practically the same, giving short, daily exercises or discussion prompts centered around an idiom. These are great to use at the very beginning of class to get students into learning mode, near the end of class to make good educational use of the transitional time, in the middle of class to shift gears between lessons, or whenever else you have unused minutes. 190 pgs each. ~ Rachel

EACH BOOK. .... 18.99 14.50

034322 Level 1 (7-12)

041789 ✨Level 2 (9-12)

### Painless Vocabulary (6-AD)

Learning vocabulary really doesn't have to hurt – in fact, it can be an enjoyable experience! *Painless Vocabulary* introduces vocabulary in a non-threatening way so students will learn it through context and association with similar words. Each chapter introduces fifteen new vocabulary words in a short story. The vocabulary words are presented in a red font so they stand out from the rest of the story. Then the learning activities begin as the fifteen words are broken down into smaller five-word sections. Each word is given a complete definition which often includes italicized synonyms. Then students perform a "brain tickler" which allows them to practice the words they've learned through matching, multiple choice, or fill-in-the-blank exercises. After all three small sections, a larger "brain tickler" concludes the chapter, utilizing all the new vocabulary words. Helpful hints are included in most chapters, showing students common mistakes made, giving ideas for mastering vocabulary, etc., and "On Your Own" and "Last Word" sections offer other learning activities or things to ponder. Answers are contained at the end of each chapter. The book contains a total of 20 chapters and introduces 300 vocabulary words in a way that your child will be able to remember and expand upon. 280 pgs, pb. ~ Megan

000999 ..... 8.99 7.50

### ✨Brilliant Mind (6-AD)

Based on the concepts of *neuroplasticity* (the brain is capable of being molded) and *neurogenesis* (the brain is capable of growth and development) coupled with the idea that there are about 3500 words that separate the culturally literate from others, Dr. Frank Minirth (of Christian counseling fame) maintains that increasing ones vocabulary is the path to higher intellect. And then he tells you the steps to take (memorization techniques) and the words to learn to follow that path. The majority of the book are word lists; lots of different types of lists – parts-of-speech words, relationship words, prefixes, suffixes, and root words, foreign words, and word from specialized fields – to name a few. Whether you're studying for the SAT, working with your young children, or seeking to improve yourself, this is a helpful book. 186 pgs, pb. ~ Janice

020858 ..... 12.99 10.50

### 500 Keywords for the SAT and How To Remember Them (7-AD)

Memorizing new words and their meanings can be pretty hard or just downright boring! But this innovative book may have your children begging for more! When I (Jessica) reviewed this entertaining book, I could barely put it down long enough to write this review! The words are presented in such a fun way, they're sure to stick with you for a long time. First, each word is written in **BIG, BOLD** letters with a pronunciation and the definition. Then, under that, the word is changed to what it "sounds" like. Then the best part! There is a short paragraph, a setting that you picture in your own mind, sometimes using the presented word, but centered around what it sounds like. Funny, and interesting, this is the part that really assures retention. Here's an example:

**OBSCURE** (obb-SKYOOR) adj.- hazy, unfamiliar, difficult to understand. Sounds like: Hobb's cure.

Picture in your mind a patient coming out of Dr. Hobb's office. The patient's wife questions him about the examination.

Wife: What did Dr. Hobb say?

Patient: I'm not sure.

Wife: Well did he say its curable?

Patient: I think so, but maybe not. He was pretty vague.

Wife: What's the prescription for?

Patient: I have no idea. He told me but I didn't understand.

Wife: This is Dr. Hobb's cure? Send your patient away in a fog?

Patient: It might be. How would I tell?

See, isn't that fun? Adding to the mental "picture" there are humorous black and white cartoon drawings for about 100 of the words. At the end is a note which tells you to mentally connect that word with others, or warns you not to confuse it with words that look similar. Also, as the title states, these words are ones found often on the SAT and other standardized tests. Learn as many new words a day as you want -and keep them with you....for life!

004033 ..... 12.95 9.95


### Word Power Made Easy (7-AD)

Just like any other skill we aim to master, a superior vocabulary is not something that will simply happen - it takes some effort to knuckle down and make an improvement. This book will help students work on four different areas relating to vocabulary: use of the right word, correct pronunciation and spelling, how to avoid illiterate expressions, and speaking grammatically without embarrassing mistakes. Each chapter takes one topic, introducing vocabulary words relating in some way to that subject. Some examples of chapter headings are: "How to talk about personality types," "How to talk about doctors," "How to talk about liars and lying," "How to talk about actions," "How to talk about common phenomena and occurrences," and more. These are broad subject headings that are more focused within each chapter - "How to talk about actions" includes "verbs that accurately describe important human activities. Excursions into expressive terms for good and evil, doing, saying, wishing, and pleasing." At first glance, the book may seem a little complicated, but after reading the "How to use this book" chapter, it will become pretty clear how everything fits together - including the reviews at the end of each chapter and the progress check at the end of each section. There are plenty of activities to keep students actively engaged in expanding, polishing, and retaining their vocabulary. This 528-pg, digest-sized book has been fully revised and expanded to stay up-to-date with modern English. ~ Zach

030152 ..... 6.99 5.50

### Cure for the Common Word (7-AD)

044700 ..... 14.95 12.50



### Hot Words for the SAT 2<sup>nd</sup> Edition (9-12)

Get it while it's hot! This vocabulary building book uses unique learning techniques that are bound to help you develop a more powerful vocabulary: a vocabulary that will not only help you in everyday life, but also in scoring high on your SAT. Instead of using confusing alphabetized words lists like many other vocabulary books, this book uses a clustering technique that has you study groups of "Hot Words" (words that are likely to be on the SATs) that have similar meanings, so that distinctions in usage and connotation can be made more apparent. There are thirty-five lessons, and each lesson has you learn eight or more words, for a total of 350+ words in the whole book. For example, Lesson 28 will have you learn twelve words that are related to "being wise and sharp-minded", such as discerning, incisive, ingenious, judicious, perspicacious, and sagacious. The section starts off giving you the part of speech, definition, and three examples of the word used in a sentence. The rest of the lesson provides you with few memory tips, a matching exercise that has you match the word with its defining characteristic, a mini-SAT style analogies test, and an exercise that has you determine whether words used in a sentence are used in the correct context. Answers are provided in the back of this paperback, 241-pg book. Perfect for any college-bound student who is looking to expand their vocabulary and improve their chance for acceptance! – elise

040151 ..... 9.99 8.25

### Kaplan Word Power (9-AD)

You want to build vocabulary, but you also want to build vocabulary usage. With 750 must-know words, 55 practice quizzes to test your skills, helpful tips and strategies for figuring out new words and root words, and uniquely engaging lessons to help you use words in context, this book is an investment toward good vocabulary that you know how to use. There are three distinct chapter groupings in this book: Words You Need to Know, Harder Words You Need to Know, and Really, Really Hard Words (For Word Nerds Only). The twenty chapters in each of the first two sections, and the fifteen in the last, contain the 750 words arranged alphabetically, each section going through the alphabet at a harder level than the last. The chapters use definitions and context to teach the meanings and uses of the word in that chapter, and then finish up with a *Plug In* practice quiz and answers. The quizzes vary in format, from multi-choice to matching words with definitions to deciding if words are used correctly in context. Each chapter is straight-forward - it is easy to see what is being taught and what should be learned. The beginning of the book has a number of pages coaching readers on the importance of learning vocabulary, how to retain vocabulary, and how to use your vocabulary in the most effective way. The large appendix deals with the roots of words and includes many definitions and examples. The vocabulary skills in this book will help prepare students for the SAT, GRE, and other standardized tests as well as other aspects of work and throughout life. Students can work at their own pace through this 340-pg empowering book. ~ Zach

025620 ..... 12.00 8.75

### ☼Vocabulary Puzzles: The Fun Way to Ace Standardized Tests (9-AD)

Is that big test looming up ahead and you don't feel quite prepared? Want to give your vocabulary a big boost before the big day? This book will help you improve your vocabulary for whatever test you're studying for-- the SAT, ACT, GRE, LSAT, GED, GMAT, etc. The process used in this book is different from typical vocabulary reviews; instead of requiring students to provide the definition of a given word, students are given the definition first and then have to come up with the word. You see all the words used in context, which makes them easier to learn. The book is divided up into three sections. The first section contains exercises that are challenging without being too demanding, divided into fifteen subsections that each introduce approximately twenty words. The first exercise in each subsection is a crossword puzzle that students have fifteen minutes to work on, whether they finish or not. The second exercise divides the words into two matching exercises, and students match the words with the definition. The third exercise requires students to write two sentences for each word, using the words in context, and then practice with the words that they did not know readily or had to look up. The second section is composed of more matching columns, and it is recommended that this section is completed by two months before the test. The third section contains flashcards to cut out and practice with. As students go through the flashcards, they divide them into two piles – those they know readily and those that take them a while or they don't remember. They continue practicing until all the words are second nature. The methods used in this book are very straightforward, and the studying program is clearly laid out. This book will provide a big boost, not only to your vocabulary, but to your test scores as well! Pb, 306 pgs. – Megan

043334 ..... 14.99 12.00

### VOCABULARY PROGRAMS - ROOT-BASED

#### Roots and Fruits (K-12)

What better way to build a child's vocabulary than to teach them the Greek and Latin root words from which many of our English words come. *Roots and Fruits* was developed to give you the tools to build your own program. 55 of the 72 pages show (in alphabetical order) a root word or prefix, its meaning, and several English words that are derived from it. Altogether, 673 roots and prefixes and 1716 vocabulary words are included. Author Jill Dixon holds a B.S. in English, a M.S. in Special Education, and has taught from kindergarten to college in public, private and home schools. She believes "the sooner the better" when it comes to teaching vocabulary, so roots that can be understood by children K-3 are marked with an asterisk. Displaying the roots and vocabulary words during the week and making notecards with the roots to be studied are essential, and she highly recommends using *Webster's 1828 Dictionary of the English Language* or another quality dictionary with the program. 14 games and activities are provided for extra fun and practice.

005760 ..... 19.95

### English From the Roots Up (2-12)

A creative, interactive, hands-on approach to vocabulary! What better way to retain the learning of new words? Using index cards, a file box, and a good dictionary, this approach is a welcome departure from the typical workbook fare. And, subtitled: Help for Reading, Writing, Spelling and S.A.T. Scores, it's obvious from looking at this book that it would, indeed, do just that! How? By teaching the roots of the English language found in Greek and Latin. Since the majority of our words are rooted in these classical languages, mastering these roots is a key that will open the door to understanding a myriad of words! The creative activity suggestions in this book could become the basis for wonderful unit studies as well.

009766 ..... 29.95 22.95

### English From the Roots Up Word Cards

The 100 Greek and Latin word root cards which you formerly had to construct yourself while using *English From the Roots Up*. Having no time is no longer an excuse for overlooking this wonderful vocabulary resource that won a 5-star award from Mary Pride!

007713 ..... 18.00 13.95

### English from the Roots Up II (4-12)

For everyone out there who loves *English from the Roots Up*, here is another dose! This book introduces 100 new root words - 67 Latin and 33 Greek - with English derivatives for you to teach to your students. Because these words are a little more advanced than those in the first volume, the authors encourage you to complete the first volume before beginning this one. Having used the first volume provides students with a firm foundation for beginning this more advanced study, although if you want to you can begin here. This sequel is extremely similar in appearance to its predecessor. - Melissa

024326 Book ..... 29.95 22.95


025255 Word Cards Vol. 2 18.00 13.95

### Word Roots (2-AD)

The foundation of much of the English language originates from Greek or Latin. Take for example the word "monophobia." Break the word into its elements ("mono" meaning one, "phob" meaning fear, and "ia" meaning condition) and the definition of the word is clear. Monophobia-the abnormal fear of being alone. *Word Roots* is designed to help students improve their performance in the subject areas of spelling, vocabulary, and reading comprehension by studying Greek and Latin prefixes, roots, and suffixes. All worksheet activities (each focusing on a specific word element) follow the same teaching methodology: divide the words into their basic elements, define the words, and use the words to complete sentences. Extension worksheets, independent study activities, and a dictionary of word roots are included for additional reinforcement. The Beginning level focuses exclusively on Latin roots and has 24 lessons. Level A1 continues the series, and also focuses on Latin roots (30 lessons). Level A2 introduces some Greek roots along with the Latin roots and features 32 lessons. Levels B1 and B2 cover both Greek and Latin roots and contain 50 and 61 lessons respectively.

A study guide is also available (on CD-ROM) to accompany each of the books. These are additional activities that can be printed off to provide extra help for students wishing to retain the word meanings taught in the books. Each CD-ROM includes pre and post tests, quizzes, and templates so the student can create their own dictionary. Each study guide has 48 reproducible pages that can be printed off from the CD-ROM. ~ Enh

<b>042181</b>	<b>Beginning (2-3)</b>	<b>16.99</b>
<b>014921</b>	<b>Level A1 (4-AD)</b>	<b>16.99</b>
<b>012040</b>	<b>Level A2 (4-AD)</b>	<b>16.99</b>
<b>014922</b>	<b>Level B1 (7-AD)</b>	<b>18.99</b>
<b>012078</b>	<b>Level B2 (7-AD)</b>	<b>18.99</b>
<b>EACH STUDY GUIDE</b>		<b>11.99</b>
<b>013177</b>	<b>☼A1 Study Guide on CD-ROM</b>	
<b>013178</b>	<b>☼A2 Study Guide on CD-ROM</b>	
<b>013193</b>	<b>☼B1 Study Guide on CD-ROM</b>	
<b>013194</b>	<b>☼B2 Study Guide on CD-ROM</b>	



**Word Roots Software**

Like *Word Roots* books, this software provides a solid foundation in Latin and Greek prefixes, roots, and suffixes, which are the building blocks of English. As students learn to apply these word elements, they improve their spelling, reading comprehension, and ability to decode unfamiliar words. The software provides three activities for each root word that students learn. In section one, students learn word parts by matching word elements with their meanings. In section two, students assemble words from parts. Given a definition, students must analyze prefixes, roots, and suffixes, then choose and assemble the correct elements to form a complete word that matches the definition. In section three students learn how to apply words in context. While completing exercises, students are actually rebuilding ancient Roman ruins. Students begin by finding documents that explain how to rebuild a city. After completing all three sections, students will have decoded the documents, rebuilt a beautiful 5th-century city, and learned to spell and use hundreds of new words. While students are completing activities on the right side of the computer screen, colorful graphics on the left show the progress they're making in rebuilding their city. The software is self-tutoring for independent study and has thorough on-screen and printable instructions. On-screen hints are also included for difficult exercises and the software is self-grading with printable scores. Level A covers Latin with 30 activities while Level B covers both Greek and Latin and includes 54 activities. Both are great supplements for any language arts program or as stand alone studies. System Req: Windows: 95+, 800x600 res., 32 MB RAM. Mac: OS X, 800x600 res., 64 MB RAM.

<b>017272</b>	<b>Level A1</b>	<b>25.99</b>
<b>012322</b>	<b>Level A2</b>	<b>25.99</b>
<b>017273</b>	<b>Level B1</b>	<b>27.99</b>

**☼Roots of English (3-5)**

If you are planning on doing *Latina Christiana I* with your children this coming year, here is a great opportunity to study the Latin words you'll be learning as vocabulary roots as well, reinforcing the word meanings in both places! Of course, even if you're not studying Latin concurrently, this book offers a strong root-based vocabulary course that examines Latin roots and some Greek roots as well. Each lesson presents a group of roots, prefixes, and suffixes to learn which correspond to the order of lessons in *Latina Christiana I*. Roots, prefixes and suffixes are introduced with their meanings, and are also clearly labeled with an "R", "P" or "S." Words that contain these parts are listed below in shaded boxes, and meanings are also provided for these words along with additional explanation or notes that are helpful. After the meaning has been given, a sentence with a blank is provided where the student can see how the word is used in context. Some lessons also contain a continuation of a story with blanks here and there, where students must supply the appropriate root-based word they have studied to complete the story. There are challenging review quizzes at the end of every lesson, which test students' knowledge of definitions, prefix meanings, suffix meanings, root meanings, and even the differences between a word's meaning in Latin and the word's meaning in English! Context Quizzes are also provided periodically, where students fill in the blanks in sentences by using words from the word bank above, gathered from several different lessons. There is no separate teacher's guide, so occasionally, teacher notes are referenced in the margins and explained at the end of the lesson. Complete answer keys are provided at the end of the book, along with alphabetical lists of all words introduced, words by prefix, words by suffix, root words, prefixes and suffixes all indexed by lesson number. With no fancy layout or graphics and a rigorous examination of roots, prefixes and suffixes, this a solid choice for root-based vocabulary study. 192 pgs, pb. – Jess

<b>045541</b>	<b>19.95</b>	<b>17.50</b>
---------------	--------------	--------------



**Red Hot Root Words Book 1 (3-5)**

Subtitled "Mastering Vocabulary with Prefixes, Suffixes, and Root Words," that pretty much sums it up! Students will deepen their understanding of the English language and expand their vocabulary through forty-one lessons. Each lesson is formatted with either a prefix(es), suffix(es), or root word(s) complete with the meaning and some sample words. New words built around these concepts follow, with definitions of each and a sample sentence that uses the word in context. Students are then asked to complete a practice section. These exercises vary in construct, including fill-in-the-blank, matching, identifying synonyms and antonyms, identifying the best context for the word, and more. Following every second lesson is a review page that tests students on the concepts and words they learned in the previous two lessons. Very doable and user friendly. ~ Megan

<b>024110</b>	<b>16.95</b>	<b>13.25</b>
---------------	--------------	--------------

**Red Hot Root Words Book 2 (6-9)**

Over 200 roots are presented in a series of 54 lessons. Each two-page lesson presents between two and five related roots (on average), along with their meanings and common words that use them. Then, ten vocabulary words are listed with part of speech, definition, and a sentence showing the word in context. The second page of the lesson is a student worksheet with a variety of exercises that give students practice defining and using the vocabulary words. Lesson by lesson notes are included for the teacher in the front of the book. These include suggestions for incorporating games and other extension activities (including reproducible student pages).

<b>005704</b>	<b>19.95</b>	<b>15.50</b>
---------------	--------------	--------------

**Vocabulary Vine (3-9)**

Subtitled "A Spiral Study of Latin and Greek Roots." I love it when you know exactly what you're looking at, just by the title. This very straight-forward, no-frills root-based vocabulary study is exactly that, a guide to help students learn 108 roots, their spellings, and their definitions. The program is designed around a 36-week schedule, with three roots studied each week. Of course, it could be easily adapted to work at whichever pace you prefer. Each "vocabulary day," the student will choose a root to study from the "main list" in the book. This list contains each root to be studied, several words using that root, a definition of the root, a definition of one of the example words, and the language the root is taken from. The student will create their own "root card" on an index card. To do this, they'll record the root, its definition, and its source language on an index card. Then they'll have to define the example words given for that root, paying particular attention to all roots used in the words, and using the root glossary as needed. If any unfamiliar words are encountered, they'll begin new root cards for those roots, and set them aside to complete when they get to that root in their study. By the time they are finished with the program, they should have 108 complete cards. Because the student is doing much of the work himself, and starting cards each time an unfamiliar root is encountered, they will have seen many of the roots multiple times by the time the program is over. Though slim, this book contains plenty of information to get you started, optional games to make learning the roots a little more fun, and some good advice about learning roots, root glossaries, and an English-to-root-word glossary, divided by part of speech. The author also recommends using a good college dictionary to help you with your word research. This no-nonsense program expects students to do plenty of work in learning the roots, and contains no "workbook-y" root activities. However, the author has taken pains to include only words that directly relate to the root words, so the connection should always be clear to the student. Unlike other root-based vocabulary programs like *English from the Roots Up*, this one is more labor-intensive, but if your student is more hands-on, and enjoys creating their own study aids, this program might be a good fit for you. - Jess

<b>007374</b>	<b>9.95</b>
---------------	-------------

**Vocabulary Vine Bingo & Tiles Set (3-9)**

Challenge your *Vocabulary Vine*-using students with this simple bingo game. The set includes 12 bingo cards – six from the first half of the book, and six from the second half. Bingo squares feature the meaning of a Greek or Latin root, such as “small” or “against/opposite.” 120 game tiles are included, with one root on each tile. 108 of the roots are study roots (from *Vocabulary Vine*), while the remaining 12 are other important incidental roots. Two “Matching Sheets” are also included, which feature the meanings of each root so students can play matching games, several of which are described in *Vocabulary Vine*. A root glossary is provided featuring all the roots included and their definitions in case you need to look up a root to settle an argument or refresh everyone’s memory! The glossary, bingo cards and tiles are all printed on cardstock, while the matching sheets and instructions are printed on paper. It’s a plain-jane bingo game, but the work has been done for you, and it will add a lot of fun to learning the roots, plus some friendly competition too!

**035673** ..... **6.50**

**Vocabulary from Classical Roots Elementary (4-6)**

This great series follows the same basic format as the original upper levels, but it is simpler and contains exercises and words geared toward younger students. Each student book includes sixteen lessons that teach many English words with roots, prefixes, and suffixes originating from forty Greek and Latin words. Each lesson presents 8-10 words derived from classical roots, with the root forms defined in bold type at the beginning of each lesson. Like the original series, the roots are grouped thematically, and each English word that results is shown in dictionary format with a pronunciation key, a definition, and a sentence showing correct word usage in context. Each lesson then provides a variety of exercises combining matching, fill in the blank, multiple choice, antonyms and synonyms, using vocabulary in context, and sentence completion activities. These exercises in each lesson ensure that students comprehend the Greek and Latin roots of the English words. After a set of three lessons, there is a review lesson that cumulatively reviews the words in the previous three lessons with additional fill-in-the-blank, matching, and short writing exercises to cement the roots and words in students’ minds. Answers to the student exercises are not included in the student books, and there is no individual answer key as with the upper levels, but most of the answers should be fairly easy for an adult to check without too much hassle. Of course, if you want the answers, the Teacher Guides include all the answers to the student books, along with lesson plans that help assess knowledge, provide oral activities and additional written activities, and present additional strategies to help teachers construct a sensible and effective way to teach vocabulary from a roots-based perspective, even if they have no background in classical languages. Test Books are also available for these elementary levels, which provide multiple choice tests for each lesson formatted like standardized tests. Eight test questions are asked for each lesson,

with twenty questions for the review lessons. This series is just as useful and effective as the upper *Vocabulary from Classical Roots* series and is a great, inexpensive resource for teaching younger students important Greek and Latin roots. ~ Rachel

<b>EACH STUDENT BOOK</b> . . . . .	11.25	<b>8.75</b>
<b>EACH TEACHER GUIDE</b> . . . . .	19.50	<b>15.15</b>
<b>EACH TEST BOOK</b> . . . . .	15.60	<b>12.15</b>
	<u>Student</u>	<u>Teacher</u>
<b>Grade 4</b>	<b>014229</b>	<b>014247</b>
<b>Grade 5</b>	<b>006739</b>	<b>006768</b>
<b>Grade 6</b>	<b>006769</b>	<b>006819</b>
		<b>Tests</b>
		<b>014242</b>
		<b>037691</b>
		<b>037692</b>

**Vocabulary from Classical Roots (7-12)**

In the case of this series, the sum is definitely more than the total of its parts. As the most important Latin and Greek roots are studied, students increase their vocabularies far more than the 240 words actually presented, since these roots form the basis for many additional words. Roots are grouped thematically in work-texts, with each of the sixteen lessons in every book introducing up to 15 words derived from two or more classical roots. Each lesson begins with a “root dictionary”. The root and root forms are shown and defined in bold type, followed by English word(s) derived from that root. Each English word is shown in dictionary format with pronunciation key, definition(s) and word forms each followed by a sentence showing correct word usage in context. Small side boxes list additional words that are formed from the same root. A variety of exercises based on synonyms, antonyms, analogies, vocabularies in context, and sentence completion are provided at the end of lessons to insure mastery. The many literary, historical and geographical references are designed to increase the student’s cultural literacy. After every two lessons, a creative or expository writing assignment is suggested, using words from the lessons, allowing the student to put into practice the words he’s learned.

Answers are available in the answer key, but if you want a little more help, opt for the Teacher Key. The Teacher Key is a valuable resource, as it complements, extends, and enriches the series. It provides tips for individual learning needs and shows how to ensure that students are building upon earlier skills. It gives support for every lesson, provides blackline masters to reinforce key words, gives additional review activities and vocabulary games, and includes a glossary and answer key for the student books.

A test booklet (with answers) is available as well. You get a lot of educational value for your money here. This series would be beneficial to *parents* too - especially those that didn’t attend parochial school or study the classical languages!

<b>EACH STDT WORKTEXT A-C</b>	11.25	<b>8.75</b>
<b>EACH STDT WORKTEXT D-E</b>	12.05	<b>9.35</b>
<b>EACH ANSWER KEY</b> . . . . .	4.25	<b>3.35</b>
<b>TEACHER KEY</b> . . . . .	19.50	<b>15.15</b>
<b>EACH TEST BKLT &amp; KEY A-C</b>	4.30	<b>3.35</b>
<b>EACH TEST BKLT &amp; KEY D-E</b>	4.30	<b>3.35</b>

	<u>Student</u>	<u>Ans Key</u>	<u>Teacher</u>	<u>Test/Key</u>
<b>A (7-9)</b>	<b>009980</b>	<b>034476</b>	<b>026422</b>	<b>000573</b>
<b>B (8-10)</b>	<b>009981</b>	<b>034477</b>	<b>026423</b>	<b>000575</b>
<b>C (9-11)</b>	<b>009982</b>	<b>034478</b>	<b>026425</b>	<b>000576</b>
<b>D (10-12)</b>	<b>019941</b>	<b>034479</b>	<b>019942</b>	<b>000577</b>
<b>E (11-12)</b>	<b>019943</b>	<b>034480</b>	<b>026428</b>	<b>000580</b>

**Word Building (Roots of Language) (4-9)**

Teaches the building blocks of language: Greek and Latin roots and prefixes. Each lesson introduces just one common root or prefix (aster, astro), along with its meaning (star). Five to six words using the root are listed and defined (asteroid, asterisk, astrology, astronaut, astronomy). Short exercises reinforce both the root and presented words. The approach to learning common root words here would be good for this younger age group. Lessons are bite-sized and understandable. I would suggest including the words learned here in your daily or weekly spelling.

**007385** ..... **12.99** **9.00**

**Greek and Latin Roots (4-8)**

Just as words are broken up phonetically in order to pronounce them, they can be broken into pieces to reveal the meaning of the word. Knowing word roots is an important part of literacy. Each lesson holds four pages which teach a set of roots. The first page is a word list for the student to read and study the words and their definitions. The second page holds a vocabulary sort which involves matching all of the words with their definitions. The next page is a group activity, read-around review, but it can be performed by one student as well. In this activity each word is on a card, along with a clue as to which word comes next. After the clue is read, the person holding the word card that is the answer reads their clue, and so on until all of the words have been identified. The last page of each lesson contains a vocabulary quiz. After every two lessons a review test ensures the roots are remembered. Each book follows the same format and is intended for the same grade level; the only difference in the books is that they offer different root words. Both books offer 30 root words and over 300 vocabulary words from those roots. 144 pgs, pb. ~ Steph

<b>028215</b>	<b>Roots</b> . . . . .	19.99	<b>14.50</b>
<b>013184</b>	<b>More Roots</b> . . . . .	19.99	<b>14.50</b>



**Words on the Vine (5-8)**

As you might have already guessed from the evocative title, this is a vocabulary book centered on Greek and Latin root words. There are 36 units that can be used one per week or in concentration. It’s a fun, interactive type of book and a good precursor to the more studious *Vocabulary from Classical Roots* series. Master word lists, along with their roots, are provided up front as a handy reference and summary. It includes several ideas for activities for each study. Every unit contains three reproducible pages for the student, introducing ten vocabulary words and tracing their definitions back to a common meaning. The pages are graphically stimulating and motivating to complete, rather than a dry, fill-in-the-blank presentation. I especially like the little symbol on the upper right-hand corner of each student page which gives a visual reminder of the root from which all these words spring. As an example, the first root studied is the Latin “foli,” meaning “leaf”. After students match the definitions to words printed on an assortment of leaf shapes,

they make up sentences for each and, optionally, with string, tape, and a twig, make a *foli* mobile. The second student page for this unit is entitled "Comic Re-Leaf." It has a circle of cartoon visuals depicting the meaning of each vocabulary word with little pictures, characters, and word bubbles. In the center are the ten vocabulary words to write on each. For reinforcement, students then turn their paper over and write the definitions for the ten words from memory. The last page "Turn Over a New Leaf" presents news headlines incorporating the vocabulary words. Students have to write the first sentence of each news story, defining the vocabulary words. For example, the first sentence of a story for the headline "Unicorn Uncovers Unusual Unifoliate Under Uncle's Umbrella" might read, "Yesterday, a young unicorn playing in the park moved the umbrella of a family member only to find a rare species of plant having only one leaf." After this, the student is told to choose one of the headlines and illustrate it. This approach to learning vocabulary has something to offer for all learning styles, including the hands-on learner.

**003562** ..... 12.99 **9.00**

**Word Within a Word (6-12)**

First impressions can be deceptive! If you picked these books up and thumbed through the pages, your first impression would likely underestimate all this program has to offer. These courses truly represent a challenging exploration of the interior of our language – in all its Greek, Latin, and Anglo-Saxon root glory. Part systematic vocabulary study, part playful etymological analysis, part logic and thinking skill development, these courses require students to internalize the vocabulary while being responsive to the needs of academically gifted, highly motivated students. Each lesson starts with a list of 25 stems (which is a general name for all word pieces including prefixes, suffixes, and roots) that must be memorized (yes, I did say memorize). However, any similarity to most other vocabulary programs ends there. These stem lists are designed not just for simple memorization of roots but example words provide an engagement point into a system of thinking; a way of building, analyzing, spelling, pronouncing, using, and choosing words. The system becomes the object of inquiry. Each part of the lesson provides a different aspect of the big picture. Stem Close-Up pages illustrate a primary point of the course – each stem appears in dozens or hundreds of other words. Sentence pages provide twenty-five examples of word usage. (I particularly like the selection of sentences from literature classics.) Notes pages demonstrate that words are vessels of insight and wisdom. For instance, here's a note on the word *equivocates* – "we see in the word an image of someone having problems with his mouth as he attempts to give equal (equi) voice (voc) to both sides of an issue!" Analogies pages are designed to be difficult, forcing the student to think clearly and to search for relationships. Mystery Spelling pages (teacher book only) show spellings by stems rather than syllables which means that the spelling construction of a word becomes identical to the cognitive construction of a word. Mystery Questions (teacher book only) challenge students to sort answers

by etymology. Ideas pages expand the learning to include both left and right brain functions – divergence, analysis, evaluation, intuition, emotion, aesthetics, and synthesis. Word Creation gives students opportunities to practice creating words in ways other than techno-jargon (i.e. I've been *googling* around.) Even Tests are purposeful; they are cumulative with review sections as part of every test.

The Teacher and Student books are designed to be interactive and both are essential to the program. In addition to answers, additional sections (mentioned above) and overall course instructions are provided in the Teacher books. In general, the course can become what you make of it. I would recommend a teacher/student joint journey with lots of interaction and discussion. Although a student could learn much by individually working through the material, the excitement and enjoyment needs to be shared. Volumes 2 & 3 (please note there is no Home Teacher edition available for Vol 3) are both a continuation of all elements of Volume 1 and strengthening additions such as a greater range of creative and imaginative activities. These courses are designed to be part of a challenging Honors English course. Although incorporating elements with strong appeal to academically advanced students, these courses are also well suited for those wanting an exhilarating expedition into language. They could be used at any junior or senior high level. We have other excellent vocabulary programs that are less expensive but I know of nothing that provides the same enticement into a love affair with Words, Words, Words! - Janice

**037769 Vol. 1 Student** . . . . 29.99 **24.50**  
**037770 Vol. 1 Teacher** . . . . 14.99 **12.25**  
**037771 Vol. 2 Student** . . . . 29.99 **24.50**  
**037772 Vol. 2 Teacher** . . . . 14.99 **12.25**  
**041665 Vol. 3** . . . . . 29.99 **24.50**

**Reading Teacher's Word-A-Day (6-12)**

**044614** ..... 19.95 **15.95**

**Jensen's Vocabulary (7-12)**

A fairly rigorous vocabulary course that helps students increase their vocabulary by learning Latin and Greek roots. Students work with a group of words in each 4-day lesson completing varied exercises that help students learn and remember the words and their meanings.

**011052** ..... 30.00 **26.50**

**Vocabulary for the College-Bound (9+)**

Vocabulary can be improved in a variety of ways, and this book uses quite a few of them. Chapters include learning new words from context and association, Greek and Latin roots, words derived from Anglo-Saxon, French, Spanish and Italian, and even words that come from mythology. The 15 to 25 words included in each exercise have a common theme. Exercises include pronunciations and definitions, then follow up with fill-in-the-blank sentences, writing a sentence using the word, analogies, or matching. Approximately 1500 words are covered in the program. As a bonus, a sampling of questions from the PSAT and SAT tests are provided. A separate answer key is also available - call for details. 306 pgs, pb.

**000191 Workbook** . . . . . 21.70 **20.50**

**Our Greek and Latin Roots (9-12)**

Sure, we all *know* that English was heavily influenced by Latin and Greek, but unless we're in the midst of a root study, we don't really think about it much. Whether or not you're immersed in Latin and Greek root vocabulary, this book is fascinating. It's part of a series called "Awareness in Language," and yes, it definitely amazes you and makes you think more deeply about our language, its history, and its construction. There are eight chapters divided between Latin and Greek influence. The first three chapters explore the way Latin was spread throughout the ancient world, and the fourth shows how Latin became incorporated into English. In the fifth and sixth chapters, readers look at Greek language in the same way. Chapter seven gets into grammar and the differences between Latin grammar and English grammar. I found this tidbit from the third chapter fascinating – did you know that the words for farm animals are descended from old English, but the words for their meat products are derived from Old French (which was directly descended from Latin)? This reflects the Norman invasion of Britain in 1066 and the fact that the Norman language was the new language of the nobility and government while Old English remained the common, popular language spoken by much of the population (including farmers, I guess). While not a text or an activity book, the author occasionally poses questions for the reader to ponder or suggests words or topics for further research. I could see this as a great supplement to any high school level vocabulary study. – Jess

**001194** ..... **15.00**

**Ox, House, Stick: History of Our Alphabet (3-8)**

Very interesting history of how our alphabet came to us, tracing its evolution from ancient times. Each letter's Sinaitic, Phoenician, Greek and Roman predecessors are shown, along with explanation of its development to the letter form used in what we fondly call our alphabet (*aleph* = ox, *beth* = house) today. Of course, the Greeks really named the alphabet as such, using their names for the first two letters, *alpha* and *beta*. The word for house or home (*beth*) in the Middle East helped form the names of towns as well, such as Bethlehem (house of bread), Bethseda (merciful house) and Bethel (house of God). The letter *E* was originally formed from a figure of a person showing surprise (as in "Eeeeeee"! ). There are lots of snippets of information about written language throughout the book, from cuneiform to keyboard, as well. Did you know the Greeks had to learn all of their letters backwards and forwards so that writing could be formed and read "as the ox plows" (that's *boustrophedon* to you)? Do you know why the United States teams enter the arena toward the end of the procession when the Olympic games are held in an English-speaking country and toward the beginning when the games are held in France or Spain? Ok, that was easy. But do you know why one popular font today is called *sans serif*? Or which letter was once ordered out of the alphabet (hint – it's the letter which originally meant "weapon" or "dagger")? Ox = A, House = B, Stick = C, Water = ? – you'll have to read the book!

**040175** ..... 7.95 **5.95**

**SPELLING GAMES**

**Wordspin (K-AD)**

Is it a puzzle, a game, or a spelling quiz? Depends on how you use it. I just love a portable product like this that practices real skills. It plays in the palm of your hand, with magnetic wheels imprinted with letters, that turn and can be rearranged for even more versatility. Each consonant is assigned a point-value for scoring the words constructed. All words around the wheel count, including words within words. It's kind of a *Scrabble* on wheels! The game is simple enough for a young child to play, yet challenging enough for an adult. Any number of people can play, either by taking turns or by supplying each with their own Wordspin. You can also make the game as simple or challenging as you want by varying rules of play. Choose from the original format (better for younger people) or the smaller keychain version.

- 003158 Original Wordspin . . . 13.00 11.25**
- 003149 Keychain Wordspin . . . 6.00 4.95**
- 038934 Deluxe Edition. . . . 36.00 26.95**

Boxed set includes 20 magnetic spin wheels, timer, score pad, pencil, and instructions for 10 play variations for 1, 2 or more players.

**What's GNU Game (K-3)**

This word game is for children and parents alike, combining fun with education. Kids can play competitively or younger kids can play cooperatively with parents. The goal of the game is to create 3-letter words. Word cards feature one letter placed either at the beginning, middle, or end. The other two letters will be provided by the "GNU's Stand" in which you place the letter tiles. As you slide the stand forward and back it will deposit two letter tiles in the front pockets. The first player to combine the letters with a letter in their word card wins! Not only does this help teach spelling, it also builds vocabulary, concentration, and sight word recognition, to name a few. 2-6 players.

- 015283 . . . . . 19.99 16.95**

**Great Word Race (1-AD)**

Most word games are stacked in favor of older players who can build longer words. Not so in this one, which contains enough twists and luck that young and old can play together enjoyably. The board features a long path from start to finish with lots of small circular paths interrupting the main path here and there. These give players two options. Special spaces and "draw a card" spaces are spaced periodically which give players more spaces or send them backwards. Other spaces (which are always good) allow players to keep a particular letter card for the life of the game which they can use every turn, if wanted. Each turn, players roll the six letter dice and try to build a word. Then they move the amount of spaces equal to the number of letters in their word. Although it sounds like an older player might advance farther, moving more spaces will often mean passing up spaces which offer a letter for life, or additional spaces to move. So, it often pays to spell a word with the number of letters that you want to land on, rather than the largest word you can spell! The first player to the Finish circle (with the exact number of spaces) wins! For 2-4 players.

- 043172 . . . . . 25.00 21.00**

**Syl-la-bles (3-AD)**

Are you pedantic? Do you know what it means? Could you spell it if someone read it to you? In this game, players will get to show off their knowledge of spelling and vocabulary in a race for points. Players roll the die and travel around the board which consists of one square for each letter in the alphabet plus three spelling bee and three thesaurus squares. When a player lands on a letter, they simply take 60 seconds (if you choose to play with the timer) to think of and write down a word that starts with that letter. If the word is spelled correctly, players score points for each letter used (with more points awarded to more obscure letters) and for each syllable in the word. If the word is not spelled correctly, no points are won and play passes. Thesaurus spaces quiz players on their vocabulary with a word read from a card and the player providing a synonym. When a player lands on spelling bee space, another player will read a word and the player must spell it correctly. Thesaurus and spelling bee cards are each worth 500 points and feature two words, one beginner and one advanced, to level the playing field between older and younger players. The first player to reach the predetermined number of points wins the game! 2-8 players.

- 043447 . . . . . 24.99 21.75**

**I Spy Word Scramble (2-AD)**

Are you quick with words? Good luck picking them out from this tray of mixed-up letters! The "board" is like one of those sliding tile puzzles where you try to recreate the picture - only the sliding tiles are all letters, and they're a mad jumble. Each turn you draw a card, flip over the timer, and slide the letters around as quickly as possible to try and spell out the words to all the pictures on the card! Includes 26 double-sided cards, illustrated with photos of objects in true "I Spy" style. Great for solitary or group play.

- 000307 . . . . . 25.00 20.75**

**Scrabble and Cousins**

**Super Scrabble Game (3-AD)**

Scrabble is a family favorite at our house, but it's frustrating when you have the perfect word and it just won't fit on the board, or if you struggle with a string of vowels because that's all that was left! Well, not every Scrabble struggle can be fixed, but we love the options this "Super" sized version offers! First of all, you get a bigger board, which is always a plus. Where the original Scrabble board contains only 225 spaces, this one features a whopping 441! In keeping with the board growth, the amount of Premium spaces (spaces which offer double or triple word/letter points) has been more than doubled, from 61 to 125, and twice as many letter tiles are included as well! Letter distribution is slightly different, allowing players to make words which aren't even possible in the original Scrabble! If you can believe it - they've also added quadruple letter/word premium scoring spaces to the double and triples of the original. Are the Scrabble-lovers of the world drooling yet? Some things haven't changed though; Super Scrabble still includes the wooden tiles and tile racks everyone loves, as well as a draw-string tile bag, scoring pad, and rules booklet.

- 031958 . . . . . 36.95 30.75**

**Super Scrabble Deluxe Edition (3-AD)**

Want the ultimate Scrabble experience? This deluxe edition of the oh-so-popular game is a must have! The game format, rules, and expanded size is the same as the *Super Scrabble* game (above), but the difference is that this game board has been enhanced! The game board now has a swivel base which rotates so that every player gets a perfect view on their turn! The game board also features a raised plastic grid to hold the wooden tiles in place so that when you spin or add more tiles they don't slip and slide all over the place. These features aren't necessarily crucial in order to play the game, but it sure does make the game a little easier to play and just a little bit more fun! - elise

- 021675 . . . . . 59.95 49.75**

**Scrabble Me Game (3-AD)**

Now you can play Scrabble without having to wait for everyone else! With up to four individual boards placed around a central tile podium, players follow the same rules as in regular Scrabble. One nice change? Everyone plays simultaneously - no more long waiting periods. Once everyone has finished a round, players have the option to select replacement tiles, unseen from the tile bag, as in regular Scrabble, or you can take your pick from the 12 tiles visible on the tile podium. You can pick only one at a time, so make sure you get what you want right away. As an additional twist, there is also a special board-swapping option when wild tiles are played.

- 041815 . . . . . 19.95 16.75**

**Bananagrams (1-AD)**

You're playing Scrabble with three friends. You love the game but you hate the long delays between your turns. You can only spend so much time planning your next move, as someone invariably messes up your plans. What can you do? Bananagrams! In this Scrabble-like game, you compete against up to 7 other players, but your tiles, played and unplayed, are always under your control. In essence, you have your own flexible game of Scrabble going on, and so do your opponents. Start with your tiles, turn them over, and start making connecting and intersecting words. All letters are the same point value, and you can rearrange your words at any time. When any player has played all his letters, he takes a new tile from the Bunch, as do all the other players. If a player cannot play a letter, he can put the tile back and draw three other tiles. Play continues until there are fewer tiles in the Bunch than there are players. The first player to play all his tiles is the winner of that round (if all his words are correct). Rounds typically take around ten minutes, but can be as little as five, so games can consist of as many rounds as you decide. Variations of the game are also possible, even a solitaire game. Bananagrams comes in a cloth pouch that looks like (you guessed it) a banana, and includes 144 ivory-like tiles and instructions.

- 021253 Bananagrams. . . . . 14.95**
- 020426 Double Bananagrms 29.95**

Play longer games or with more players with two banana pouches and 288 tiles!



**Pick Two Game (3-AD)**

Is it a scrabble game gone wild or a fast-paced, hands-on, kid-tested and approved alternative to boring spelling programs? Both! It's a challenging crossword puzzle you make - *without* a board. It's also versatile - besides the two basic games (Pick Two and Count Down), there's a whole sheet of suggested ideas for other games. You may even invent a few of your own!

In Pick Two, players each form their own crosswords, racing against one another to use all their tiles. Unlike similar games, players are allowed to undo parts of their puzzles, if necessary, to use more of their tiles. In Count Down, players are racing against a timer instead of each other, each with the same number of tiles to use. After 1 minute, play ends and points are awarded according to the number of tiles used.

Another variation is to choose ten tiles at random, then each player forms as many words from the tiles as possible. Longer words score more points. Decide in advance whether words duplicated on other players' lists will score.

We've always enjoyed word games - but some are too slow moving or difficult for different ages to play together. This game is one we can all play together because we're each working on our own puzzles. The play is fast-paced and exciting - but you have to know how to spell correctly to win. Incorrect spellings don't count! Materials include a generous 180 sturdy, plastic letter tiles (large enough even for smaller hands), a score pad, pencil, and timer.

One of our own inventions is to give the children all the tiles they each need to make all of their vocabulary words (if they spell them correctly), set a time limit and go. After crosswords are completed, each word must also be correctly defined to count in the score!

**014366 Pick Two** ..... 16.00 **13.50**  
**018311 Pick Two Deluxe**... 19.99 **15.25**

This version includes 60 more tiles for more players or bigger crosswords!

**Spill and Spell (3-AD)**

In a crazy combination of Scrabble and Boggle, players try to beat the clock and spell as many words as they can. Twenty-two letter dice are included in the game and each player's turn begins by shaking the dice in a cup and spilling them on the playing surface. They then have one minute to assemble the dice into as many words as possible. Can't use all the letters? Just roll the remaining dice up to two more times, flipping the timer again for each re-spill. The longer the word, the more its worth! Bonuses are added if you can use all twenty-two letters, and you can even put your words into a crossword format and shared letters get scored twice! Put your thinking cap on and challenge your entire family to a game! Any number of players possible.

**026924** ..... 10.00 **9.25**

Card Games

**A-B-C OY! (ages 4 & up)**

OY! games are wonderful tools for learning. The games are fast-paced and fun, and while some are perfect for younger children just learning their ABC's, most are for older children who can spell. Six different games use 110 cards (105 letter cards with point values and five OY! cards).

In Line OY! every player gets nine cards, with the remaining cards forming the stock pile. The dealer places a Line of nine cards face up on the table and players take turns making words using at least one of the Line letters plus cards from their hands.

Quick OY! is an alphabet learning game in which all cards are dealt, and one card is placed face up. The first player has to play one within three letters forward or backward. For example if the starting card was "S", you could lay a "P," "Q," "R," "T," "U," or "V." If an OY! card is played, the first to shout "OY!" wins all the cards in the play pile.

In Surprise OY!, the first player puts a letter card on the table and declares what the target word will be. The next player adds a letter to help form the target word, but after placing his letter may change the target word and rearrange the letters for the next player.

Yo Yo OY! is similar to Quick OY! except that, if the first player plays an "S," and the next player plays a "V," the play has to wrap in that direction of the alphabet, so that the next letter played has to be a "W," "X," "Y," "Z," or "A."

In Slapsell OY! players are dealt nine cards, then a target letter is turned up. Players have to use the target letter, plus at least two cards from their hand to form a word.

In the last game, Time OY! all the cards are dealt, then the first player lays four cards on the table, and uses at least two of them to form a word. The cards used to form the word are placed in a win pile, and those not used are left on the table. The next player lays out four cards and can use those, and the ones not used by the other player to form his word.

All games have variations or tips to make the game easier or harder, depending on the age or ability of the children playing. Also see 1-2-3 OY! in Mathematics section. - *Stephanie*

**006149** ..... 10.00 **7.50**



**Spellominoes (1+)**

There are a lot of spelling word games out there, but if your young speller doesn't find all that pressure and competition conducive to producing correctly spelled simple words, you might whip this out for some less hectic spelling fun. Spellominoes consists of 56 generously-sized cards, featuring a word beginning on one side, and a word ending on the other. Players take turn laying their cards down to build words, much the same way that dominoes is played. The one who plays all their cards first to form legitimate words is the winner. Directions and game variations are included.

**030377** ..... 2.99 **2.50**

**Fast Word (3-AD)**

Dust off your vocabulary and rev up your fingers - this is a word game where you'll need to be both ready and waiting. The object of this card game is to create and keep in your possession as many words as possible. Players are dealt a hand of letter cards from which they must make words - but this is not their only resource. With a roll of the die they either switch hands with another player, take a card from another player, or give away one of their own words. With several options for faster or slower versions of the game, it can be tailored to different skill levels. 2-6 players.

**031934** ..... 12.95 **11.00**

**Quiddler (3+)**

Your task is to figure out a way to place all your cards into words. The game begins with each player receiving three cards, and each round it goes up, (3 cards, 4 cards, 5, etc. Each player tries to arrange his cards into one or more words. When a player plays all his cards, everyone gets one more turn to finish and points are deducted for unused cards. Besides the typical single letter cards, there are also some combinations, such as CL, ER, and IN. For additional challenge, ten bonus points are awarded to the person with the most words, and the person with the longest word. Intended for multiple players, but a challenging rendition of solitaire is included for when you are alone. - *Melissa*

**004344** ..... 12.00 **9.50**

**My Word! (6-AD)**

Are you a wiz at word play? If so, you'll love *My Word!*, the 2002 Word Game of the Year and winner of Oppenheim Best Toy Award. The goal of the game is to quickly build words using at least three letter cards. Players collect cards (and points) by being the first to call out a valid word. The deck includes 60 cards: 44 single letter cards, 13 double letter cards, and three wild cards. The Junior version contains 60 single letter cards. A great party game! For 2-6 players. ~ *Anh*

**014119** ..... 7.99 **5.95**

VOCABULARY GAMES

**LetterFlip (2-AD)**

Kind of a cross between *Guess Who?* and *Wheel of Fortune*, this is a word game where it pays to be observant and word smart. Both players select a word from a card, each having the same number of letters. Each player slips the card into their holder, so only they can see the word, and then they start shooting the questions. "Does your letter have an 'S'?" "How about a 'B'?" As you eliminate letters, flip them down on your board, and as you guess correctly, pull up a little tab on the flip-up letter holder. The first player to guess the correct answer wins the round. Players can play through all words on a card to finish the game... or just keep on playing. I can see how this could be addictive! Great game for early readers and kids as well to think in an abstract way about what letters make up words. - *Jess*

▲CHOKING HAZARD (1). Not <3yrs.

**027210** ..... 19.99 **15.50**

### Rummy Roots Game (3-AD)

Increase your children's vocabulary *without* workbooks or study - learn while playing *Rummy Roots*! This unique card game will allow students to master 42 different Greek and Latin roots. After learning these familiar roots and practicing alphabetizing via a simple "Go Fish"-type game, players progress to 3 higher levels of play. In Level 1, players combine roots to form English words and practice dictionary skills. In level 2, dictionary skills are improved as players try to stump their opponents. Level 3 is played like Rummy using three root combinations to further expand vocabulary and comprehension. The result of all this fun? Mastering 42 Greek and Latin roots, over 190 vocabulary words learned, and the ability to at least partially decipher over 2,000 words!

**007729** ..... 15.95 **12.50**

### More Roots Card Game (3-AD)

In the same format as *Rummy Roots*, the goal of *More Roots* is to extend your mastery of Greek and Latin roots. Use of *Rummy Roots* is not a prerequisite to using *More Roots*. As compared to the "flagship" game, *More Roots* has more Latin than Greek roots, concentrates more on prefixes, and focuses on common "everyday" words as opposed to the original's emphasis on scientific words.

**019911** ..... 15.95 **12.50**

### Baffle Gab Game (3-AD)

So, maybe you have a talent for crazy storytelling, but do you think you could tell one (here's the catch) using the words "notorious," "plankton," "excavate," "futile" and "skunk"? The wheels are already turning, aren't they? Well, if this is no sweat, Baffle Gab should be a breeze for you! To play, everyone receives a note pad and a pencil. Five randomly-selected words are drawn and placed where everyone can see them. Then the one-minute timer is flipped over, and everyone tries to write a story using them. Now, there are a number of ways to be successful here. Players may write a short story or sentence, use some words correctly, and get some points. Or, they may use all of the words correctly in a story and get more points. To receive all of the possible points, they would have to use all words correctly in a one-sentence story. Unfortunately, if a sentence is unfinished, no points are given for words in the sentence. After time runs out, players collect "Bone Bucks" equal to the number of points they won. The first player to amass 300 Bone Bucks is announced the winner (and the most creative storyteller). Words included are nouns, verbs, and adjectives, and each is defined on the back of the card (although players are not allowed to look at definitions until the end of each round). With hundreds of interesting word choices, and variations to "level the playing field" between younger kids and older players, it's an entertaining, creative game every time!

**033232** ..... **29.95**

### Respond! Game (3-AD)

This game requires quick thinking about vocabulary words. Game cards contain random words and subjects. Each player is dealt 7 cards, with the rest going to a draw pile. The first player must put down a card and then says a word

from within the card's category. For example, if the category was "space", they could say "moon," "Mars," or any other space term. The next player then has 20 seconds to respond. Players respond by laying down their own card and saying a word from within their category. The trick comes because the player's response word must start with the same letter as the last letter of the last player's word. For example, if they said "Mars" and the new player lays down a card that says "transportation," they could respond with words like "ship" or "skateboard" because they begin with an "s" like "Mars" ends with. If a correct response is not given within 20 seconds, players must draw another card. Play continues with the next player having to lay down a topic card and then saying a word that begins with the last letter of the preceding answer. The first person to get rid of all their cards is the winner. Includes an electric 20-second timer with flashing light and sound. ~ Rachel S.

**021298** ..... 11.20 **9.50**

### Sentence Says (4-AD)

This is a kind of reverse-acronym game in which players/teams are challenged to construct a sentence about a certain topic out of a collection of letters. Players roll the die to see how many letters they receive and then roll another die to determine the amount of time they have to build a sentence. A topic card is flipped over which states what your sentence has to be related to, and as soon as your letters are flipped over, the timer begins. For example, you may get 45 seconds to form a sentence about animals with five letters: M, H, C, J, and O and you could make the sentence "Horses Cannot Jump Over the Moon." We had a blast when we were "sampling" this game - especially when my sister and I had 30-seconds to make a sentence out of the letters X, Q, J, W, Z, and K (We weren't able to come up with one in time - but neither could the other teams, so they couldn't steal our points!). ~ Megan

**029548** ..... 19.95 **19.50**

### Word Sweep (4-AD)

You'll put all your vocabulary knowledge to the test in this challenging word game! The game features three levels of play with everyday words, intermediate words, and challenging words. One player reads a card to the player who has to try to correctly guess all three words on the card. Each card gives the first letter of all three words, and three hints (one for each word). The words all appear consecutively in the *Merriam-Webster Dictionary*, so you better have a good grasp of spelling, too! The player then attempts to guess the words, receiving one point for each correct answer. If they correctly guess all three, they have made a "Word Sweep" and they get extra points (for the intermediate or challenging words). However, on their next turn they have to guess at the next, more challenging level. If any words were guessed incorrectly, the player can choose any level of card on his next turn, and other players have the option of stealing points. If a player has no clue on any of the words, he may opt to roll the die for '0', '1', or '2' points. The first player to reach the finish space wins! For 2-4 players or teams.

**023584** ..... 29.99 **23.25**

### Anagramania (6-AD)

Think you're family is good at word puzzles? You may want to give this game a try. The questions are all based on anagrams, where the answer can be found by rearranging letters from the clue. Clues are included for 24 different games, and consist of 20 different anagram puzzles per game. 6 sheets of puzzles for each game are included, as are slide pockets to place them in, and you pull the sheet out, one puzzle at a time. Every round, a new puzzle is revealed, and the race is on to see who can get the answer first. An example might be: "a chef reacts when asked to provide food service." (Answer: caters) Once the first person has come up with an answer, he or she turns over the timer, and everyone else races to answer as well. When the time is up, everyone must reveal their answer, and check them against the answer sheet, which is kept in its slide pocket. If the first person to answer is correct, he or she may move 2 spaces, while everyone else who also guessed in time moves 1 space. A fast-paced word game to rack everyone's brain! Includes board, clue cards, answer sheets, pockets, sand timer, instructions, 6 markers and 6 pencils. For 2-6 players. - Jess

**026853** ..... 24.95 **19.95**



### Sesquipedalian Word Game (7-AD)

Whether you just want to build your everyday vocabulary, or you're studying for a standardized test, I don't think I've ever seen a more appealing way to learn new words! This portable game includes a fold-out board, a dictionary (divided into six themed chapters), a timer, a dice, brain-shaped game pieces, pencils, and pads of paper. Game play is straightforward, with three or more players (or teams) moving around the board and completing a variety of word challenges including "Draw It," "Ad-Lib It," "Guess It," "Act It," "Pick It," and "Find It." On a "Draw It" space, a player flips open the dictionary, chooses a word from the open page, and draws the meaning of the word, while the other players guess. "Act It" spaces are similar, with players acting out the meaning while other players guess. For "Ad Lib It" spaces, the player writes three definitions for a word (including the real one), trying to fool the other players into choosing a made-up definition. On a "Guess It" space, a word is chosen, and everyone makes up a definition for the word. The player on that space tries to match up the other players with their guesses. "Find It" spaces each have six words from the dictionary printed onto the space. Players on these spaces roll the die to choose one of the themed chapters in the dictionary, then guess which of the six words are located in that chapter. "Pick It" spaces allow the player to choose any challenge type. Full instructions and about 700 words (including some SAT prep words) are found in the included dictionary, but you could easily use just about any vocabulary list (even a foreign language word list!) for game play if you wanted, which could open the playing field for even younger players.

**042467** ..... 19.99 **14.75**